



Connectors > Connector Accessories > Connector Caps & Covers



Connector Cover Type: **Strain Relief Cover**

Primary Product Color: **Natural**

Primary Product Material: **Polyester**

Number of Positions: **12**

Operating Temperature (Max): **105 °C [ 221 °F ]**

## Features

### Product Type Features

Product Profile	Standard
Connector Cover Type	Strain Relief Cover

### Configuration Features

Number of Positions	12
---------------------	----

### Body Features

Primary Product Color	Natural
Primary Product Material	Polyester

### Mechanical Attachment

Strain Relief	With
---------------	------

### Housing Features

Centerline (Pitch)	3.96 mm [.156 in]
--------------------	-------------------

### Usage Conditions

Compatible With IDC Installation Type Connector	Feed Thru
Operating Temperature (Max)	105 °C [221 °F]



Operating Temperature Range	-55 – 105 °C[-67 – 221 °F]
-----------------------------	----------------------------

**Industry Standards**

UL Flammability Rating	UL 94V-0
------------------------	----------

**Product Compliance**

[For compliance documentation, visit the product page on TE.com>](#)

EU RoHS Directive 2011/65/EU	Compliant
EU ELV Directive 2000/53/EC	Compliant
China RoHS 2 Directive MIIT Order No 32, 2016	No Restricted Materials Above Threshold
EU REACH Regulation (EC) No. 1907/2006	Current ECHA Candidate List: JUNE 2023 (235) Candidate List Declared Against: JUNE 2023 (235) Does not contain REACH SVHC
Halogen Content	Not Low Halogen - contains Br or Cl > 900 ppm.
Solder Process Capability	Not applicable for solder process capability

Product Compliance Disclaimer

This information is provided based on reasonable inquiry of our suppliers and represents our current actual knowledge based on the information they provided. This information is subject to change. The part numbers that TE has identified as EU RoHS compliant have a maximum concentration of 0.1% by weight in homogenous materials for lead, hexavalent chromium, mercury, PBB, PBDE, DBP, BBP, DEHP, DIBP, and 0.01% for cadmium, or qualify for an exemption to these limits as defined in the Annexes of Directive 2011/65/EU (RoHS2). Finished electrical and electronic equipment products will be CE marked as required by Directive 2011/65/EU. Components may not be CE marked. Additionally, the part numbers that TE has identified as EU ELV compliant have a maximum concentration of 0.1% by weight in homogenous materials for lead, hexavalent chromium, and mercury, and 0.01% for cadmium, or qualify for an exemption to these limits as defined in the Annexes of Directive 2000/53/EC (ELV). Regarding the REACH Regulation, the information TE provides on SVHC in articles for this part number is based on the latest European Chemicals Agency (ECHA) 'Guidance on requirements for substances in articles' posted at this URL: <https://echa.europa.eu/guidance-documents/guidance-on-reach>

**Compatible Parts**



TE Part # CAT-103156-WBHSM  
Receptacle Housing: Wire-to-Board, with Mating Alignment, SL156



TE Part # 1-640251-2  
12P SL156 HSG W/O LCK RAMP



TE Part # 4-640427-2  
12P MTA156 CONN ASSY 20AWG YEL



TE Part # 1-640384-2  
12P MTA156 HDR ASSY STR RND SN



TE Part # 4-641210-2  
12P MTA156 HDR FLRA FB 30AU LF



TE Part # 4-641435-2  
12P MTA156 CONN ASSY ORNG



TE Part # 1-640385-2  
12P MTA156 HDR ASSY SQ R/A



TE Part # 1-640389-2  
12P MTA156 HDR ASSY SQ R/A F/L



TE Part # 4-643818-2  
12P MTA156 CONN ASSY 20AWG YEL



TE Part # 4-640431-2  
12P MTA156 CONN ASSY 18AWG ORA



TE Part # 4-640430-2  
12P MTA156 CONN ASSY 26AWG BLU



TE Part # 4-643819-2  
12P MTA156 CONN ASSY 22AWG LF



TE Part # 1-640388-2  
12P MTA156 HDR ASSY RN STR F/L



TE Part # 1-644752-2  
12P MTA156 HDR ASSY SQ STR F/L



TE Part # 1-640445-2  
12P MTA156 HDR ASSY FL/STR SN



TE Part # 4-640599-2  
12P MTA156 CONN ASSY 18AWG ORA



TE Part # 1-640383-2  
12P MTA156 HDR ASSY STR SQ SN



TE Part # 3-647123-2  
12P MTA156 SHRD HDR ASSY SQ SN




TE Part # 4-640429-2  
12P MTA156 CONN ASSY 24AWG WHT




TE Part # 4-640601-2  
12P MTA156 CONN ASSY 22AWG LF


Also in the Series | **MTA 156**



Connector Caps & Covers(88)



Insertion & Extraction Tools(1)




PCB Connector Keying(2)



PCB Connector Mounting(1)



PCB Headers & Receptacles(314)



Power Contacts(2)



Rectangular Power Connectors(698)



Standard Rectangular Connectors(337)



Wire-to-Board Connector Contacts(2)

## Customers Also Bought



TE Part #3-640477-3  
03P MTA156 ASSY ON TAPE LF



TE Part #583661-1  
DUO TYNE FLAG KEYING PLUG



TE Part #1776315-2  
TSB200002KDS=EUROPA BL,14.5MM



TE Part #1776315-8  
TSB200008KDS=EUROPA BL,14.5MM



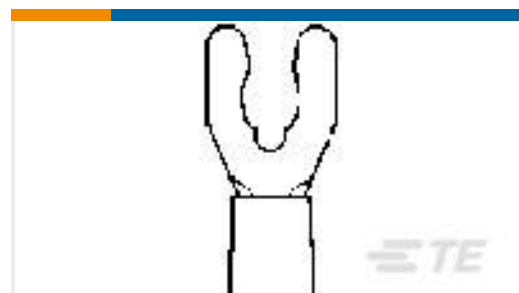
TE Part #3-640472-3  
03P MTA156 ASSY ON TAPE LF



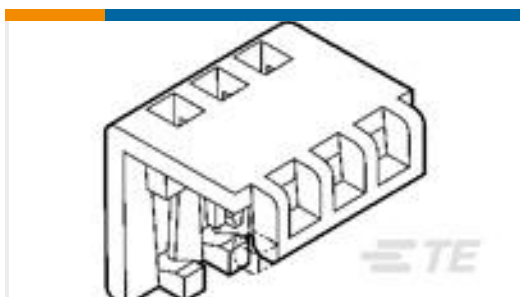
TE Part #3-640477-5  
05P MTA156 ASSY ON TAPE LF



TE Part #3-644878-7  
07P MTA156 ASSY ON TAPE LF



TE Part #52962-2  
TERMINAL,PG SPR SPD 12-10 8



TE Part #2-643075-3  
23P MTA100 MOLDED COVER

## Documents



### Product Drawings

#### 12P MTA156 COVER F/T

English

### CAD Files

#### 3D PDF

3D

#### Customer View Model

[ENG\\_CVM\\_CVM\\_1-640643-2\\_N.2d\\_dxf.zip](#)

English

#### Customer View Model

[ENG\\_CVM\\_CVM\\_1-640643-2\\_N.3d\\_igs.zip](#)

English

#### Customer View Model

[ENG\\_CVM\\_CVM\\_1-640643-2\\_N.3d\\_stp.zip](#)

English

#### Customer View Model

[ENG\\_CVM\\_1-640643-2\\_R.3d\\_igs.zip](#)

English

#### Customer View Model

[ENG\\_CVM\\_1-640643-2\\_R.3d\\_stp.zip](#)

English

#### Customer View Model

[ENG\\_CVM\\_1-640643-2\\_R.2d\\_dxf.zip](#)

English

#### 3D PDF

English

By downloading the CAD file I accept and agree to the [Terms and Conditions](#) of use.

### Product Specifications

#### Application Specification

Japanese

#### Application Specification

English

#### MTA 156 Ribbon Cable Connector Assemblies (English And Spanish)

English

#### MTA 156 Ribbon Cable Connector Assemblies (English And Spanish)

Japanese