



Connectors > Connector Accessories > Connector Caps & Covers



Connector Cover Type: **Strain Relief Cover**

Primary Product Color: **Natural**

Primary Product Material: **Polyester**

Number of Positions: **11**

Operating Temperature (Max): **105 °C [221 °F]**

Features

Product Type Features

Product Profile	Standard
Connector Cover Type	Strain Relief Cover

Configuration Features

Number of Positions	11
---------------------	----

Body Features

Primary Product Color	Natural
Primary Product Material	Polyester

Mechanical Attachment

Strain Relief	With
---------------	------

Housing Features

Centerline (Pitch)	3.96 mm [.156 in]
--------------------	-------------------

Usage Conditions

Compatible With IDC Installation Type Connector	Feed Thru
Operating Temperature (Max)	105 °C [221 °F]



Operating Temperature Range	-55 – 105 °C[-67 – 221 °F]
-----------------------------	----------------------------

Industry Standards

UL Flammability Rating	UL 94V-0
------------------------	----------

Product Compliance




[For compliance documentation, visit the product page on TE.com>](#)

EU RoHS Directive 2011/65/EU	Compliant
EU ELV Directive 2000/53/EC	Compliant
China RoHS 2 Directive MIIT Order No 32, 2016	No Restricted Materials Above Threshold
EU REACH Regulation (EC) No. 1907/2006	Current ECHA Candidate List: JUNE 2023 (235) Candidate List Declared Against: JUNE 2023 (235) Does not contain REACH SVHC
Halogen Content	Not Low Halogen - contains Br or Cl > 900 ppm.
Solder Process Capability	Not applicable for solder process capability

Product Compliance Disclaimer

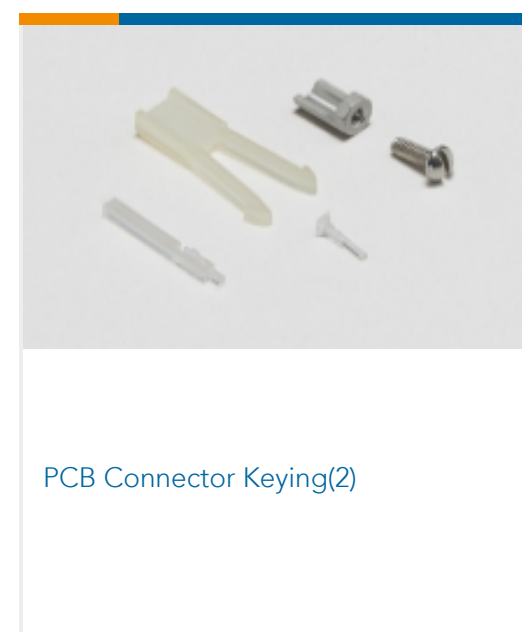
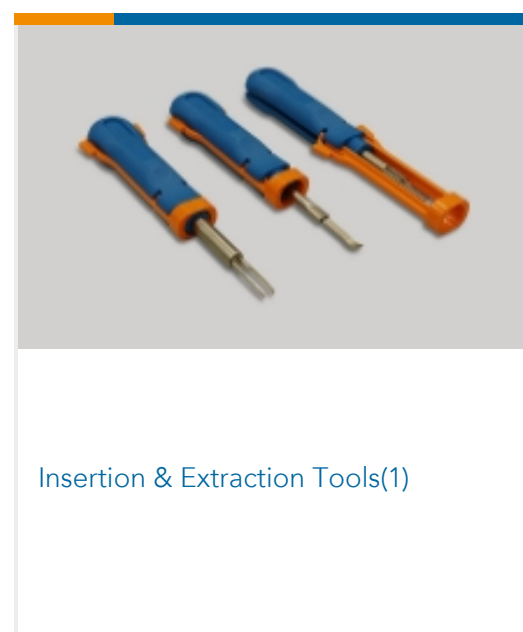

This information is provided based on reasonable inquiry of our suppliers and represents our current actual knowledge based on the information they provided. This information is subject to change. The part numbers that TE has identified as EU RoHS compliant have a maximum concentration of 0.1% by weight in homogenous materials for lead, hexavalent chromium, mercury, PBB, PBDE, DBP, BBP, DEHP, DIBP, and 0.01% for cadmium, or qualify for an exemption to these limits as defined in the Annexes of Directive 2011/65/EU (RoHS2). Finished electrical and electronic equipment products will be CE marked as required by Directive 2011/65/EU. Components may not be CE marked. Additionally, the part numbers that TE has identified as EU ELV compliant have a maximum concentration of 0.1% by weight in homogenous materials for lead, hexavalent chromium, and mercury, and 0.01% for cadmium, or qualify for an exemption to these limits as defined in the Annexes of Directive 2000/53/EC (ELV). Regarding the REACH Regulation, the information TE provides on SVHC in articles for this part number is based on the latest European Chemicals Agency (ECHA) 'Guidance on requirements for substances in articles' posted at this URL: <https://echa.europa.eu/guidance-documents/guidance-on-reach>

Compatible Parts

 <p>TE Part # 1-1744074-1 11P SL LID HSG W/O RAMP SPECIAL CL</p>	 <p>TE Part # CAT-103156-WBHSM Receptacle Housing: Wire-to-Board, with Mating Alignment, SL156</p>	 <p>TE Part # 1-640251-1 11P SL156 HSG W/O LCK RAMP</p>	 <p>TE Part # 4-640427-1 11P MTA156 CONN ASSY 20AWG YEL</p>
---	---	--	--



Also in the Series | **MTA 156**





PCB Headers & Receptacles(314)



Power Contacts(2)



Rectangular Power Connectors(698)



Standard Rectangular Connectors(337)



Wire-to-Board Connector Contacts(2)

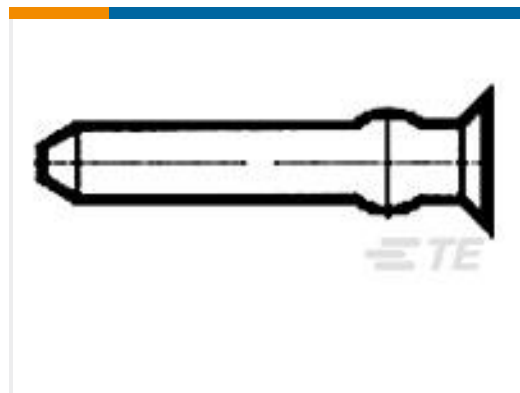
Customers Also Bought



TE Part #3-640442-8
MTA Receptacle: Nylon, Tin Plated,
2.54 mm



TE Part #6-1419102-3
T9AP1D52-24



TE Part #640629-1
MTA156 KEYING PLUG



TE Part #1658621-9
40 NOVO MIL/CTR 15DP, LEAD FREE



TE Part #4-644467-1
11P MTA156 CONN ASSY 22AWG LF



TE Part #1-104482-2
28 SHORT PT RCPT HSG DR .100CL

Documents

Product Drawings
11P MTA156 COVER F/T

English

CAD Files

3D PDF

3D

Customer View Model

ENG_CVM_CVM_1-640643-1_N.2d_dxf.zip



English

Customer View Model

[ENG_CVM_CVM_1-640643-1_N.3d_igs.zip](#)

English

Customer View Model

[ENG_CVM_CVM_1-640643-1_N.3d_stp.zip](#)

English

Customer View Model

[ENG_CVM_1-640643-1_R.3d_igs.zip](#)

English

Customer View Model

[ENG_CVM_1-640643-1_R.3d_stp.zip](#)

English

Customer View Model

[ENG_CVM_1-640643-1_R.2d_dxf.zip](#)

English

[3D PDF](#)

English

By downloading the CAD file I accept and agree to the [Terms and Conditions](#) of use.

Product Specifications

[Application Specification](#)

Japanese

[Application Specification](#)

English

[MTA 156 Ribbon Cable Connector Assemblies \(English And Spanish\)](#)

English

[MTA 156 Ribbon Cable Connector Assemblies \(English And Spanish\)](#)

Japanese