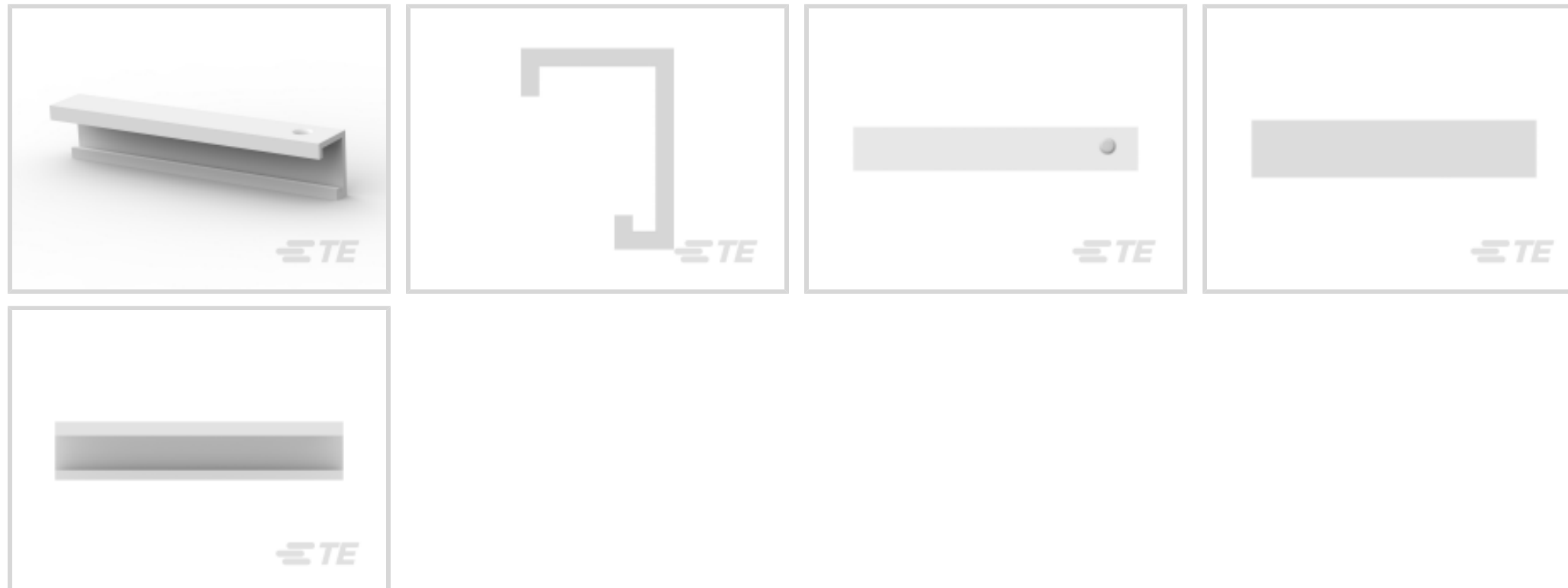




Connectors > Connector Accessories > Connector Caps & Covers



Connector Cover Type: **Strain Relief Cover**

Primary Product Color: **Natural**

Primary Product Material: **Polyester**

Number of Positions: **14**

Operating Temperature (Max): **105 °C [221 °F]**

Features

Product Type Features

Product Profile	Standard
Connector Cover Type	Strain Relief Cover

Configuration Features

Number of Positions	14
---------------------	----

Body Features

Primary Product Color	Natural
Primary Product Material	Polyester

Mechanical Attachment

Strain Relief	With
---------------	------

Housing Features

Centerline (Pitch)	3.96 mm [.156 in]
--------------------	-------------------

Usage Conditions

Compatible With IDC Installation Type Connector	Closed End
Operating Temperature (Max)	105 °C [221 °F]



Operating Temperature Range	-55 – 105 °C[-67 – 221 °F]
-----------------------------	----------------------------

Industry Standards

UL Flammability Rating	UL 94V-0
------------------------	----------

Product Compliance

[For compliance documentation, visit the product page on TE.com>](#)

EU RoHS Directive 2011/65/EU	Compliant
EU ELV Directive 2000/53/EC	Compliant
China RoHS 2 Directive MIIT Order No 32, 2016	No Restricted Materials Above Threshold
EU REACH Regulation (EC) No. 1907/2006	Current ECHA Candidate List: JUNE 2023 (235) Candidate List Declared Against: JUNE 2023 (235) Does not contain REACH SVHC
Halogen Content	Not Low Halogen - contains Br or Cl > 900 ppm.
Solder Process Capability	Not applicable for solder process capability

Product Compliance Disclaimer

This information is provided based on reasonable inquiry of our suppliers and represents our current actual knowledge based on the information they provided. This information is subject to change. The part numbers that TE has identified as EU RoHS compliant have a maximum concentration of 0.1% by weight in homogenous materials for lead, hexavalent chromium, mercury, PBB, PBDE, DBP, BBP, DEHP, DIBP, and 0.01% for cadmium, or qualify for an exemption to these limits as defined in the Annexes of Directive 2011/65/EU (RoHS2). Finished electrical and electronic equipment products will be CE marked as required by Directive 2011/65/EU. Components may not be CE marked. Additionally, the part numbers that TE has identified as EU ELV compliant have a maximum concentration of 0.1% by weight in homogenous materials for lead, hexavalent chromium, and mercury, and 0.01% for cadmium, or qualify for an exemption to these limits as defined in the Annexes of Directive 2000/53/EC (ELV). Regarding the REACH Regulation, the information TE provides on SVHC in articles for this part number is based on the latest European Chemicals Agency (ECHA) 'Guidance on requirements for substances in articles' posted at this URL: <https://echa.europa.eu/guidance-documents/guidance-on-reach>

Compatible Parts

TE Part # CAT-103156-WBHSM
Receptacle Housing: Wire-to-Board, with Mating Alignment, SL156

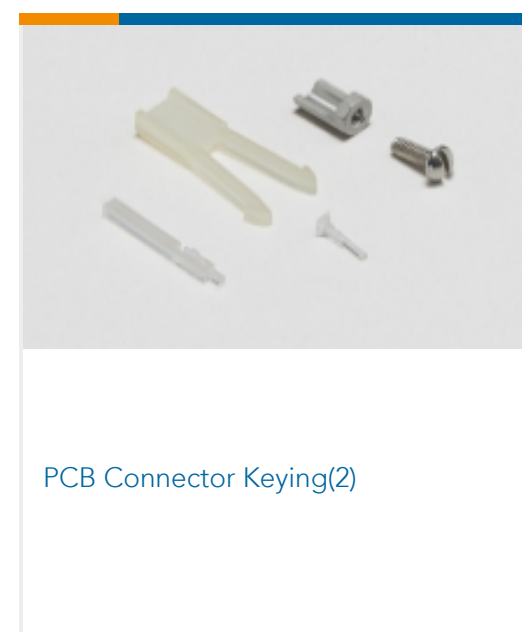
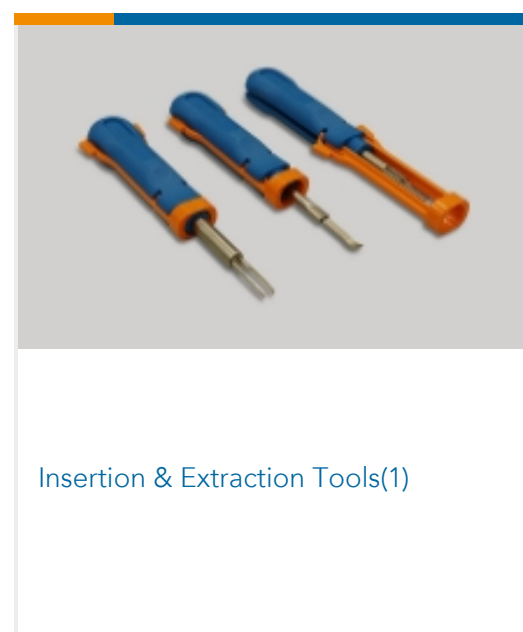

TE Part # CAT-103156-WBHSN
Receptacle Housing: Wire-to-Board, no Mating Alignment, SL 156

TE Part # 1-640445-4
14P MTA156 HDR ASSY FL/STR SN

TE Part # 1-640387-4
14P MTA156 HDR ASSY SQ R/A



Also in the Series | **MTA 156**





PCB Headers & Receptacles(314)



Power Contacts(2)



Rectangular Power Connectors(698)



Standard Rectangular Connectors(337)



Wire-to-Board Connector Contacts(2)

Customers Also Bought



TE Part #1-1375820-3
CST-100 II HOUSING 13 POS




TE Part #1422037-2
V23101D 106A301



TE Part #1-480276-0
06P CMNL CAP HSG P/M NATL




TE Part #770232-1
CMNL IDC COVER




TE Part #172332-1
MINI UNIVERSAL MATE-N-LOK CAP
HOUSING 9P



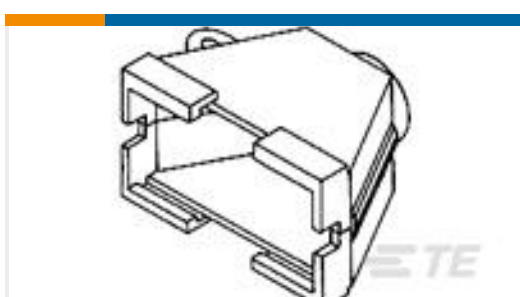
TE Part #5-532955-8
50 MODII 2PC CE RCPT ASSY, RoH



TE Part #2255142-1
MINI SAHT D1000-2L



TE Part #794036-1
4P CMNL IDC PLUG 18AWG ORG V0



TE Part #1-350374-9
12P STR/REL HNGD



TE Part #1-532956-6
100 MODII 2PC CE RCPT ASSY

Documents



Product Drawings

14P MTA156 COVER

English

CAD Files

3D PDF

3D

Customer View Model

[ENG_CVM_CVM_1-640551-4_G.2d_dxf.zip](#)

English

Customer View Model

[ENG_CVM_CVM_1-640551-4_G.3d_igs.zip](#)

English

Customer View Model

[ENG_CVM_CVM_1-640551-4_G.3d_stp.zip](#)

English

Customer View Model

[ENG_CVM_1-640551-4_L.3d_igs.zip](#)

English

Customer View Model

[ENG_CVM_1-640551-4_L.3d_stp.zip](#)

English

Customer View Model

[ENG_CVM_1-640551-4_L.2d_dxf.zip](#)

English

3D PDF

English

By downloading the CAD file I accept and agree to the [Terms and Conditions](#) of use.

Product Specifications

Application Specification

Japanese

Application Specification

English

MTA 156 Ribbon Cable Connector Assemblies (English And Spanish)

English

MTA 156 Ribbon Cable Connector Assemblies (English And Spanish)

Japanese