



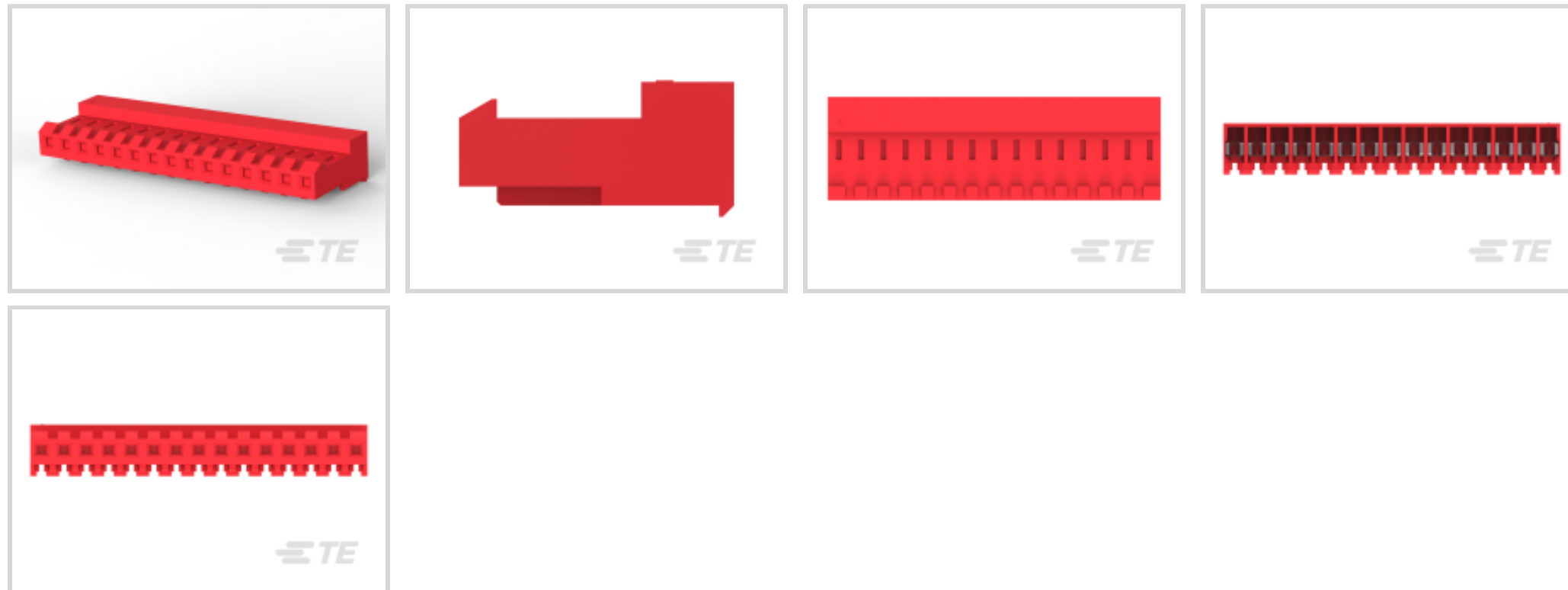
MTA 156

TE Internal #: 1-640428-5

TE Internal Description: 15P MTA156 CONN ASSY 22AWG RED

[View on TE.com >](#)

Connectors > Power Connectors > Rectangular Power > Rectangular Power Connectors



Rectangular Power Connector Type: **Connector Assembly**

Connector & Housing Type: **Receptacle**

Connector System: **Wire-to-Board**

Number of Positions: **15**

Centerline (Pitch): **3.96 mm [ .156 in ]**

**Features**

**Product Type Features**

Compatible With Discrete Wire Type	Stranded
Rectangular Power Connector Type	Connector Assembly
Connector & Housing Type	Receptacle
Connector System	Wire-to-Board
Sealable	No
Connector & Contact Terminates To	Wire & Cable

**Configuration Features**

Number of Positions	15
Number of Power Positions	15
Number of Rows	1

**Electrical Characteristics**

Operating Voltage	600 VAC
-------------------	---------

**Body Features**

Cable Exit Angle	90°
Connector Profile	Standard

### Contact Features

Contact Layout	Inline
Wire Contact Termination Area Plating Thickness	2.03 – 5.08 $\mu\text{m}$ [80 – 200 $\mu\text{in}$ ]
Contact Mating Area Plating Material	Tin-Lead
Contact Mating Area Plating Material Finish	Bright
Contact Base Material	Copper Alloy
Contact Current Rating (Max)	7 A
Contact Retention Within Housing	With
Contact Type	Receptacle
Wire Contact Termination Area Plating Material	Tin-Lead
Contact Mating Area Plating Material Thickness	2.03 – 5.08 $\mu\text{m}$ [80 – 200 $\mu\text{in}$ ]

### Termination Features

Termination Method to Wire & Cable	Insulation Displacement (IDC)
------------------------------------	-------------------------------

### Mechanical Attachment

Strain Relief	With
Mating Retention	With
Mating Alignment	Without
Contact Retention Type Within Housing	Locking Lance
PCB Mount Alignment	Without
Panel Mount Feature	Without
PCB Mount Retention	Without
Mating Retention Type	Locking Ramp
Connector Mounting Type	Cable Mount (Free-Hanging)

### Housing Features

Wire & Cable IDC Installation Type	Closed End
Centerline (Pitch)	3.96 mm[.156 in]
Housing Color	Red
Housing Material	Nylon

### Dimensions

Connector Height	9.02 mm[.355 in]
Product Length	59.44 mm[2.34 in]
Compatible Insulation Diameter Range	2.41 mm[.095 in]



Wire Size .325 mm<sup>2</sup>

### Usage Conditions

Operating Temperature Range -55 – 105 °C[-67 – 221 °F]

### Operation/Application

Circuit Application Power

### Industry Standards

CSA Rating Certified, LR 7189

UL Rating Recognized

Agency/Standard CSA, UL

Approved Standards UL E28476

UL Flammability Rating UL 94V-2

Glow Wire Rating Standard Part - Not Glow Wire

### Packaging Features

Packaging Quantity 125

Packaging Method Box & Carton

### Product Compliance

[For compliance documentation, visit the product page on TE.com>](#)

EU RoHS Directive 2011/65/EU Not Compliant

EU ELV Directive 2000/53/EC Compliant with Exemptions

China RoHS 2 Directive MIIT Order No 32, 2016 Restricted Materials Above Threshold

EU REACH Regulation (EC) No. 1907/2006 Current ECHA Candidate List: JUNE 2023 (235)

Candidate List Declared Against: JUNE 2023 (235)

SVHC > Threshold:

Pb (13% in Component Part)

**Article Safe Usage Statements:**

Do not eat, drink or smoke when using this product. Wash thoroughly after handling. Recycle if possible and dispose of the article by following all applicable governmental regulations relevant to your geographic location.

Halogen Content Low Halogen - Br, Cl, F, I < 900 ppm per homogenous material. Also BFR/CFR/PVC Free

Solder Process Capability Not applicable for solder process capability

#### Product Compliance Disclaimer


This information is provided based on reasonable inquiry of our suppliers and represents our current actual knowledge based on the information they provided. This information is subject to change. The part numbers that TE has identified as

EU RoHS compliant have a maximum concentration of 0.1% by weight in homogenous materials for lead, hexavalent chromium, mercury, PBB, PBDE, DBP, BBP, DEHP, DIBP, and 0.01% for cadmium, or qualify for an exemption to these limits as defined in the Annexes of Directive 2011/65/EU (RoHS2). Finished electrical and electronic equipment products will be CE marked as required by Directive 2011/65/EU. Components may not be CE marked. Additionally, the part numbers that TE has identified as EU ELV compliant have a maximum concentration of 0.1% by weight in homogenous materials for lead, hexavalent chromium, and mercury, and 0.01% for cadmium, or qualify for an exemption to these limits as defined in the Annexes of Directive 2000/53/EC (ELV). Regarding the REACH Regulation, the information TE provides on SVHC in articles for this part number is based on the latest European Chemicals Agency (ECHA) 'Guidance on requirements for substances in articles' posted at this URL: <https://echa.europa.eu/guidance-documents/guidance-on-reach>


## Also in the Series | MTA 156



Connector Caps & Covers(88)



Insertion & Extraction Tools(1)




PCB Connector Keying(2)




PCB Connector Mounting(1)




PCB Headers & Receptacles(314)




Power Contacts(2)



Rectangular Power Connectors(698)




Standard Rectangular Connectors(337)



Wire-to-Board Connector Contacts(2)

## Customers Also Bought



## Documents

### Product Drawings

#### 15P MTA156 CONN ASSY 22AWG RED

English

### CAD Files

#### Customer View Model

[ENG\\_CVM\\_CVM\\_1-640428-5\\_M.2d\\_dxf.zip](#)

English

#### 3D PDF

3D

#### Customer View Model

[ENG\\_CVM\\_CVM\\_1-640428-5\\_M.3d\\_igs.zip](#)

English

#### Customer View Model

[ENG\\_CVM\\_CVM\\_1-640428-5\\_M.3d\\_stp.zip](#)

English

By downloading the CAD file I accept and agree to the [Terms and Conditions](#) of use.

### Product Specifications

#### Product Specification

English

### Agency Approvals

#### CSA Certificate

English