



MICTOR


TE Internal #: 1-5767007-0

PCB Mount Header, Vertical, Board-to-Board, 114 Position, .64 mm

[.025 in] Centerline, Gold, Surface Mount, Signal, Black

[View on TE.com >](#)

Connectors > PCB Connectors > PCB Headers & Receptacles



PCB Connector Assembly Type: **PCB Mount Header**

PCB Mount Orientation: **Vertical**

Connector System: **Board-to-Board**

Number of Positions: **114**

Centerline (Pitch): **.64 mm [.025 in]**

Features

Product Type Features

PCB Connector Assembly Type	PCB Mount Header
Connector System	Board-to-Board
Sealable	No
Connector & Contact Terminates To	Printed Circuit Board

Configuration Features

Number of Power Positions	3
Number of Columns	57
Stackable	Yes
Number of Signal Positions	114
PCB Mount Orientation	Vertical
Number of Positions	114
Board-to-Board Configuration	Parallel

Electrical Characteristics

Dielectric Withstanding Voltage (Max)	500 VAC
---------------------------------------	---------



Insulation Resistance	2 MΩ
Impedance	114 Ω
Operating Voltage	30 VAC

Signal Characteristics

Differential Signaling	Yes
Data Rate	10 Gb/s

Body Features

Primary Product Color	Black
-----------------------	-------

Contact Features

	29.99994 μm
PCB Contact Termination Area Plating Material Thickness	3.81 – 6.35 μm[149.9997 – 249.9995 μin]
Contact Layout	Inline
PCB Contact Termination Area Plating Material Finish	Matte
Contact Shape & Form	Dual Beam
Contact Mating Area Plating Material Finish	Matte
PCB Contact Termination Area Plating Material	Tin
Contact Base Material	Copper Alloy
Contact Mating Area Plating Material	Gold
Contact Type	Tab
Contact Current Rating (Max)	11.5 A

Termination Features

Rectangular Termination Post & Tail Thickness	.2 mm[.008 in]
Rectangular Termination Post & Tail Width	.54 mm[.021 in]
Termination Method to Printed Circuit Board	Surface Mount

Mechanical Attachment

PCB Mount Alignment Type	Locating Posts
Mating Retention	Without
PCB Mount Retention Type	Locating Post
Mating Alignment	With
Mating Alignment Type	Polarized
PCB Mount Retention	With
PCB Mount Alignment	With



Connector Mounting Type	Board Mount
-------------------------	-------------

Housing Features

Mating Entry Location	Top
Centerline (Pitch)	.64 mm [.025 in]
Housing Material	Matte

Dimensions

Connector Length	50.8 mm [2 in]
Connector Height	6.38 mm [.257 in]
Connector Width	5.28 mm [.208 in]
Stack Height	6.6 mm, 15.62 mm [.615 in]

Usage Conditions

Operating Temperature Range	-55 – 125 °C [-67 – 257 °F]
-----------------------------	-----------------------------

Operation/Application

Circuit Application	Signal
---------------------	--------

Industry Standards

UL Rating	Listed
Agency/Standard	CSA, UL
Approved Standards	CSA 1195944, UL E28476
UL Flammability Rating	UL 94V-0

Packaging Features

Packaging Quantity	10
Packaging Type	Box, Tube

Product Compliance

[For compliance documentation, visit the product page on TE.com>](#)

EU RoHS Directive 2011/65/EU	Compliant
EU ELV Directive 2000/53/EC	Compliant
China RoHS 2 Directive MIIT Order No 32, 2016	No Restricted Materials Above Threshold
EU REACH Regulation (EC) No. 1907/2006	Current ECHA Candidate List: JUNE 2023 (235) Candidate List Declared Against: JUNE 2023 (235) Does not contain REACH SVHC















Halogen Content	Low Halogen - Br, Cl, F, I < 900 ppm per homogenous material. Also BFR/CFR/PVC Free
-----------------	---

Solder Process Capability	Reflow solder capable to 260°C
---------------------------	--------------------------------

Product Compliance Disclaimer


This information is provided based on reasonable inquiry of our suppliers and represents our current actual knowledge based on the information they provided. This information is subject to change. The part numbers that TE has identified as EU RoHS compliant have a maximum concentration of 0.1% by weight in homogenous materials for lead, hexavalent chromium, mercury, PBB, PBDE, DBP, BBP, DEHP, DIBP, and 0.01% for cadmium, or qualify for an exemption to these limits as defined in the Annexes of Directive 2011/65/EU (RoHS2). Finished electrical and electronic equipment products will be CE marked as required by Directive 2011/65/EU. Components may not be CE marked. Additionally, the part numbers that TE has identified as EU ELV compliant have a maximum concentration of 0.1% by weight in homogenous materials for lead, hexavalent chromium, and mercury, and 0.01% for cadmium, or qualify for an exemption to these limits as defined in the Annexes of Directive 2000/53/EC (ELV). Regarding the REACH Regulation, the information TE provides on SVHC in articles for this part number is based on the latest European Chemicals Agency (ECHA) 'Guidance on requirements for substances in articles' posted at this URL: <https://echa.europa.eu/guidance-documents/guidance-on-reach>

Compatible Parts

 TE Part # 5767054-3 MICT,RECPT,114,ASSY,PDNI	 TE Part # 2-5767004-4 MICTOR RECEPT ASSY, 114 POS.	 TE Part # 1-5767096-0 MICT,REC,114,ASY,.025,TAPE,CAP	 TE Part # 1-5767114-0 MICT,REC,114,ASY,.025,TAPE PKG
 TE Part # 1-5767115-0 MICT,REC,114,ASY,.025 TAPE PKG	 TE Part # 1-5767145-0 MICTOR RECEPTACLE ASSY, .355 V	 TE Part # 1-5767146-0 TAPE AND REEL PACKAGED RECEPTA	 TE Part # 1-5767153-0 114 POS. .355 VERTICAL RECEPTA
 TE Part # 5767044-3 MICTOR,R/A,RECPT,.062,114,ASY	 TE Part # 5767061-3 MICT,RECPT,114,ASSY,093,PDNI	 TE Part # 5767081-3 MICT,REC,114,ASY,PDNI,BARBLESS	 TE Part # 5767089-3 MICTOR,R/A,RECPT,.093,114,ASY



TE Part # 5767094-3
MICT,RECPT,114,ASY,PDNI,EXTD



TE Part # 5767095-3
MICT,REC,EXT,114,ASY,PDNI,025



TE Part # 5767096-3
MICT,REC,114,ASY,.025,TAPE PKG




TE Part # 5767110-3
MICT,RECPT,114,ASSY,.025



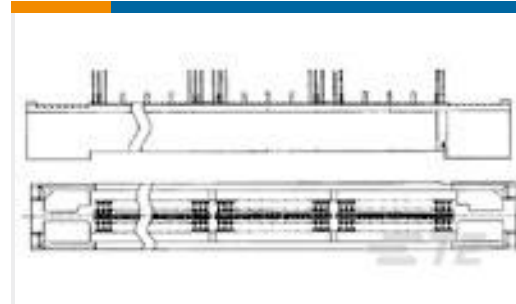
TE Part # 5767114-3
MICT,REC,114,ASY,.025,TAPE,CAP



TE Part # 5767115-3
MICT,REC,114,ASY,.025 TAPE PKG




TE Part # 5767130-3
MICT,RCPT,114,ASY,GOLD,EXTD



TE Part # 5767143-3
MICT,R/A,RCPT,114,ASY,062,30AU

Customers Also Bought



TE Part #5-5179010-4
0.8FH,R13H.5,100,08/Sn,TU



TE Part #5120527-1
1FHP,64,30A/S,S,N,S10,12,13,15



TE Part #5787170-7
68 50SR R/A RCPT ASSY,RDSN L/F



TE Part #7-188275-4
MICRO-MATCH SMD FTE



TE Part #8-1879208-3
CPF 0402 27K 0.1% 25PPM 1K RL




TE Part #8-1676481-6
CPF 0603 30K 0.1% 25PPM 1K RL



TE Part #1825967-1
FSMCDH=6.0mm Tact W/SQ Act. & High Temp



TE Part #2176246-1
CRGS2512 5% 1R0



TE Part #5084968-1
0.8FH,R13H.5,040,08/Sn,TR,KT



TE Part #9-1879208-3
CPF 0402 68K 0.1% 25PPM 1K RL

Documents



Product Drawings

[MICT,260PLUG,114,ASSY,.025,REC](#)

English

CAD Files

[3D PDF](#)

3D

Customer View Model

[ENG_CVM_CVM_1-5767007-0_C.2d_dxf.zip](#)

English

Customer View Model

[ENG_CVM_CVM_1-5767007-0_C.3d_igs.zip](#)

English

Customer View Model

[ENG_CVM_CVM_1-5767007-0_C.3d_stp.zip](#)

English

By downloading the CAD file I accept and agree to the [Terms and Conditions](#) of use.

Datasheets & Catalog Pages

[MICTOR Interconnection System](#)

English

[Fine Pitch Stacking Connectors - 0.635mm MICTOR Connectors](#)

English

Product Specifications

[Application Specification](#)

English