

1-5179030-0 ✓ ACTIVE



Free Height

TE Internal #: 1-5179030-0


PCB Mount Header, Vertical, Board-to-Board, 200 Position, .8 mm [.

031 in] Centerline, Fully Shrouded, Gold, Surface Mount, Signal,

Free Height

[View on TE.com >](#)

Connectors > PCB Connectors > PCB Headers & Receptacles > Free Height Plug Connector: Board-Board, Vertical, 200, 0.8mm



PCB Connector Assembly Type: **PCB Mount Header**

PCB Mount Orientation: **Vertical**

Connector System: **Board-to-Board**

Number of Positions: **200**

Centerline (Pitch): **.8 mm [.031 in]**

[All Free Height Plug Connector: Board-Board, Vertical, 200, 0.8mm \(16\)](#)

Features

Product Type Features

| | |
|-----------------------------------|-----------------------|
| PCB Connector Assembly Type | PCB Mount Header |
| Connector System | Board-to-Board |
| Header Type | Fully Shrouded |
| Sealable | No |
| Connector & Contact Terminates To | Printed Circuit Board |

Configuration Features

| | |
|------------------------------|----------|
| Stackable | Yes |
| PCB Mount Orientation | Vertical |
| Number of Positions | 200 |
| Board-to-Board Configuration | Parallel |

Electrical Characteristics

| | |
|---------------------------------------|---------|
| Dielectric Withstanding Voltage (Max) | 500 VAC |
| Insulation Resistance | 2 MΩ |
| Operating Voltage | 100 VAC |

Body Features

| | |
|-----------------------|---------|
| Primary Product Color | Natural |
|-----------------------|---------|



Contact Features

| | |
|---|---|
| PCB Contact Termination Area Plating Material Thickness | 2 μm [78.74 μin] |
| Contact Layout | Inline |
| Mating Tab Width | .4 mm[.016 in] |
| Mating Tab Thickness | .2 mm[.008 in] |
| PCB Contact Termination Area Plating Material Finish | Matte |
| Contact Mating Area Plating Material Finish | Matte |
| PCB Contact Termination Area Plating Material | Tin |
| Contact Base Material | Brass |
| Contact Mating Area Plating Material | Gold |
| | 8 μin |
| Contact Type | Tab |
| Contact Current Rating (Max) | .5 A |

Termination Features

| | |
|---|----------------|
| Rectangular Termination Post & Tail Thickness | .2 mm[.008 in] |
| Rectangular Termination Post & Tail Width | .25 mm[.01 in] |
| Termination Method to Printed Circuit Board | Surface Mount |

Mechanical Attachment

| | |
|-----------------------------------|--------------------|
| Mounting Alignment Feature Length | .5 mm[.02 in] |
| PCB Mount Alignment Type | Positioning Bosses |
| Mating Alignment | With |
| Mating Alignment Type | Polarized |
| PCB Mount Retention | Without |
| PCB Mount Alignment | With |
| Connector Mounting Type | Board Mount |

Housing Features

| | |
|-----------------------|----------------|
| Mating Entry Location | Top |
| Centerline (Pitch) | .8 mm[.031 in] |
| Housing Material | Matte |

Dimensions

| | |
|------------------|---|
| Connector Height | 7 mm[.276 in] |
| Stack Height | 7 mm, 11 mm, 15 mm, 19 mm[.276 in][.433 in][.591 in][.748 in] |



Usage Conditions

| | |
|-----------------------------|----------------------------|
| Housing Temperature Rating | High |
| Operating Temperature Range | -40 – 125 °C[-40 – 257 °F] |

Operation/Application

| | |
|--------------------------|--------|
| Assembly Process Feature | None |
| Circuit Application | Signal |

Industry Standards

| | |
|------------------------|----------|
| UL Flammability Rating | UL 94V-0 |
|------------------------|----------|

Packaging Features

| | |
|--------------------|-----------|
| | .5 in |
| Packaging Quantity | 5 |
| Packaging Type | Box, Tube |

Product Compliance


[For compliance documentation, visit the product page on TE.com>](#)

| | |
|---|---|
| EU RoHS Directive 2011/65/EU | Compliant |
| EU ELV Directive 2000/53/EC | Compliant |
| China RoHS 2 Directive MIIT Order No 32, 2016 | No Restricted Materials Above Threshold |
| EU REACH Regulation (EC) No. 1907/2006 | Current ECHA Candidate List: JUNE 2023 (235) Candidate List Declared Against: JUNE 2023 (235) Does not contain REACH SVHC |
| Halogen Content | Low Halogen - Br, Cl, F, I < 900 ppm per homogenous material. Also BFR/CFR/PVC Free |
| Solder Process Capability | Reflow solder capable to 260°C |

Product Compliance Disclaimer

This information is provided based on reasonable inquiry of our suppliers and represents our current actual knowledge based on the information they provided. This information is subject to change. The part numbers that TE has identified as EU RoHS compliant have a maximum concentration of 0.1% by weight in homogenous materials for lead, hexavalent chromium, mercury, PBB, PBDE, DBP, BBP, DEHP, DIBP, and 0.01% for cadmium, or qualify for an exemption to these limits as defined in the Annexes of Directive 2011/65/EU (RoHS2). Finished electrical and electronic equipment products will be CE marked as required by Directive 2011/65/EU. Components may not be CE marked. Additionally, the part numbers that TE has identified as EU ELV compliant have a maximum concentration of 0.1% by weight in homogenous materials for lead, hexavalent chromium, and mercury, and 0.01% for cadmium, or qualify for an exemption to these limits as defined in the Annexes of Directive 2000/53/EC (ELV). Regarding the REACH Regulation, the information TE provides on SVHC in articles for this part number is based on the latest European Chemicals Agency (ECHA) 'Guidance on requirements for substances in articles' posted at this URL: <https://echa.europa.eu/guidance-documents/guidance-on-reach>

Compatible Parts



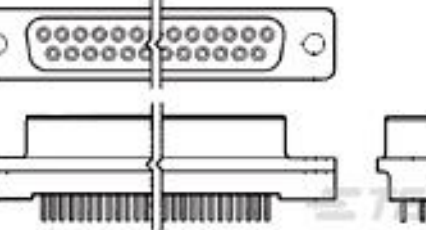
TE Part # CAT-313-RCB200
Free Height Receptacle Conn: Board-Board, Vertical, 200, 0.8mm

Also in the Series | Free Height



PCB Headers & Receptacles(759)

Customers Also Bought



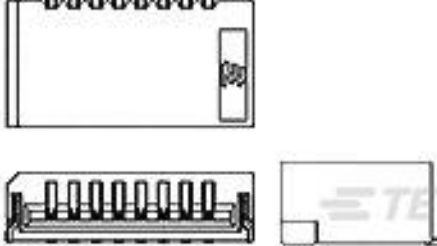
TE Part #5745078-4
HD-20 RCPT 25P VERT FFSCRLK



TE Part #4-1123723-5
3.96 EP HDR ASSY 5P(RED)



TE Part #4-1879140-2
RN 0603 49K9 0.1% 10PPM 5K RL



TE Part #2-84981-0
1MM FFC SMT H ASSY 20P EMBOSS



TE Part #4-1474654-8
FSN-21A-11



TE Part #1-2232826-2
SGI2.0 header assembly TH 2P,key A, NTL



TE Part #1-2232826-3
SGI2.0 header assembly TH 3P,key A, NTL



TE Part #2376595-2
250 FASTON PCB TAB TPBR



Documents

Product Drawings

[0.8FH,P07H.5,200,08/Sn,TU](#)

English

CAD Files

[3D PDF](#)

3D

Customer View Model

[ENG_CVM_CVM_1-5179030-0_B.2d_dxf.zip](#)

English

Customer View Model

[ENG_CVM_CVM_1-5179030-0_B.3d_igs.zip](#)

English

Customer View Model

[ENG_CVM_CVM_1-5179030-0_B.3d_stp.zip](#)

English

By downloading the CAD file I accept and agree to the [Terms and Conditions](#) of use.

Datasheets & Catalog Pages

[Fine Pitch Stacking Connectors - 0.8mm Free Height \(FH\) Connectors](#)

English

Product Specifications

[Product Specification](#)

English

[Product Specification](#)

English

Product Environmental Compliance

[Product Compliance](#)

English

[Product Compliance](#)

English