



TE Internal #: 1-406507-4  
 RJ45 Connectors, RJ45, Single Port, 1 x 1, RJ Type Jacks & Plugs,  
 Standard Connector Contact Density, Jack, Shielded, Cat 5,  
 Inverted - Latch Up

[View on TE.com >](#)

Connectors > Modular Jacks & Plugs > RJ45 Connectors



Modular Jack & Plug Interface Type: **RJ45**

Port Configuration: **Single Port**

Port Matrix Configuration: **1 x 1**

Modular Jacks & Plugs Products: **RJ Type Jacks & Plugs**

Connector Contact Density: **Standard**

## Features

### Product Type Features

Connector Product Type	Connector Assembly
Modular Jack & Plug Interface Type	RJ45
Modular Jacks & Plugs Products	RJ Type Jacks & Plugs
Modular Connector Style	Jack
Grounding Options	PCB and Panel Ground
Connector & Contact Terminates To	Printed Circuit Board

### Configuration Features

Status Indicator Type	LED
Panel Ground Location	Top and Side, Top
Number of PCB Ground Tabs	2
Number of Panel Ground Tabs	6
Port Configuration	Single Port
Port Matrix Configuration	1 x 1
Connector Contact Density	Standard
Number of Positions	8



Number of Loaded Positions	8
PCB Mount Orientation	Right Angle

### Body Features

LED Color (Top Left)	Green
LED Color (Top Right)	Yellow
Insulator Material	Polyester
PCB Ground Tab Location	-3.43 mm[-.135 in]
Shield Plating Material	Tin
Shield Material	Copper Zinc Alloy
Modular Jack Latch Orientation	Inverted - Latch Up
Connector Profile	Standard

### Contact Features

Contact Underplating Material	Nickel
PCB Contact Termination Area Plating Material	Tin
Contact Current Rating (Max)	.2 A, 1.5 A
Contact Mating Area Plating Material	Gold
Contact Base Material	Phosphor Bronze
Contact Mating Area Plating Material Thickness	1.27 $\mu$ m[50 $\mu$ in]

### Termination Features

Termination Method to Printed Circuit Board	Through Hole - Solder
Termination Post & Tail Length	2.54 mm[.1 in]

### Mechanical Attachment

Panel Mount Feature	Without
Connector Mounting Type	Board Mount

### Housing Features

Mating Entry Location	Side
Centerline (Pitch)	1.02 mm[.04 in]
Housing Color	Black
Housing Material	High Temperature Thermoplastic

### Dimensions

PCB Thickness (Recommended)	1.57 mm[.062 in]
Connector Height	13.35 mm[.525 in]



### Usage Conditions

Operating Temperature Range	-40 – 85 °C[-40 – 185 °F]
-----------------------------	---------------------------

### Operation/Application

Shielded	Yes
Circuit Application	Signal

### Industry Standards

UL Flammability Rating	UL 94V-0
Performance Category	Cat 5

### Packaging Features

Packaging Quantity	441
Packaging Method	Box & Tray, Tray

### Other

Modular Jacks & Plugs Comment	Recommended applications: Fast Ethernet, 10Base-T Ethernet, and 10/100 Base-T Ethernet (Cat 5 on two pair 1/2, 3/6).
-------------------------------	--

## Product Compliance

[For compliance documentation, visit the product page on TE.com>](#)

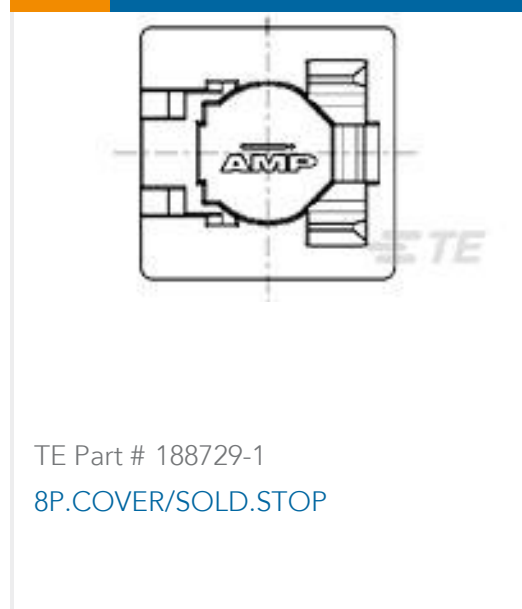
EU RoHS Directive 2011/65/EU	Compliant
EU ELV Directive 2000/53/EC	Compliant
China RoHS 2 Directive MIIT Order No 32, 2016	No Restricted Materials Above Threshold
EU REACH Regulation (EC) No. 1907/2006	Current ECHA Candidate List: JUNE 2023 (235) Candidate List Declared Against: JUNE 2023 (235) Does not contain REACH SVHC
Halogen Content	Not Low Halogen - contains Br or Cl > 900 ppm.
Solder Process Capability	Wave solder capable to 265°C

#### Product Compliance Disclaimer


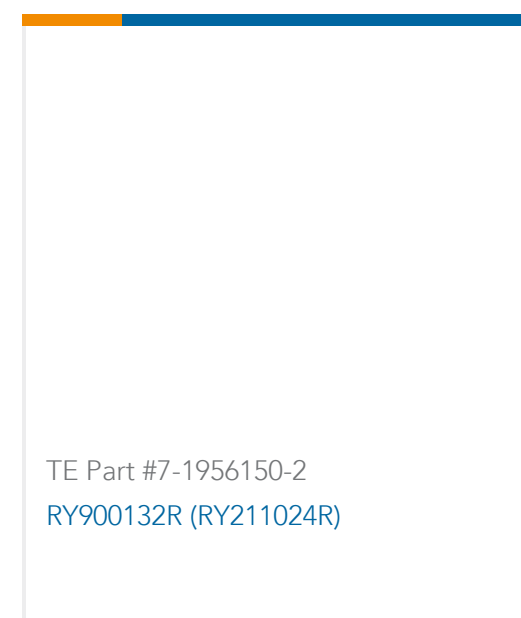
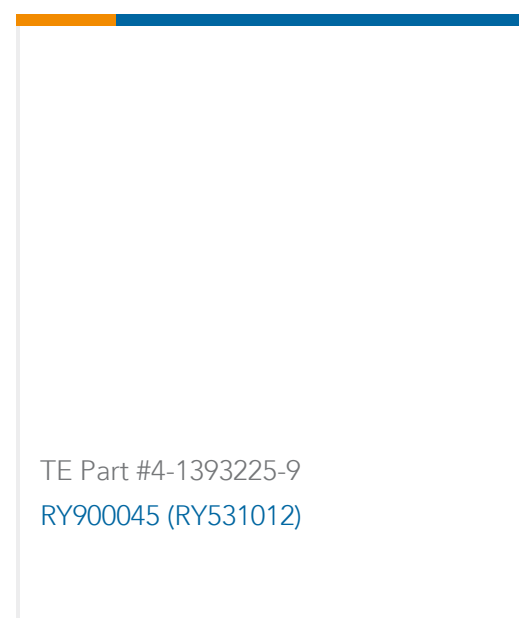
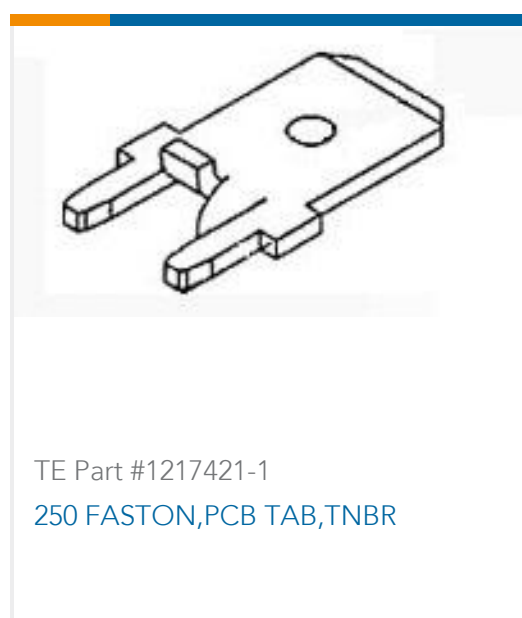
This information is provided based on reasonable inquiry of our suppliers and represents our current actual knowledge based on the information they provided. This information is subject to change. The part numbers that TE has identified as EU RoHS compliant have a maximum concentration of 0.1% by weight in homogenous materials for lead, hexavalent chromium, mercury, PBB, PBDE, DBP, BBP, DEHP, DIBP, and 0.01% for cadmium, or qualify for an exemption to these limits as defined in the Annexes of Directive 2011/65/EU (RoHS2). Finished electrical and electronic equipment products will be CE marked as required by Directive 2011/65/EU. Components may not be CE marked. Additionally, the part numbers that TE has identified as EU ELV compliant have a maximum concentration of 0.1% by weight in homogenous materials for lead, hexavalent chromium, and mercury, and 0.01% for cadmium, or qualify for an exemption to these limits

as defined in the Annexes of Directive 2000/53/EC (ELV). Regarding the REACH Regulation, the information TE provides on SVHC in articles for this part number is based on the latest European Chemicals Agency (ECHA) 'Guidance on requirements for substances in articles' posted at this URL: <https://echa.europa.eu/guidance-documents/guidance-on-reach>

## Compatible Parts



## Customers Also Bought



## Documents

### Product Drawings

IMJ,1X1,P GRD,INSLT,LED(Y/G)SN

English



---

**CAD Files**

**3D PDF**

3D

**Customer View Model**

[ENG\\_CVM\\_CVM\\_1-406507-4\\_M1.2d\\_dxf.zip](#)

English

**Customer View Model**

[ENG\\_CVM\\_CVM\\_1-406507-4\\_M1.3d\\_igs.zip](#)

English

**Customer View Model**

[ENG\\_CVM\\_CVM\\_1-406507-4\\_M1.3d\\_stp.zip](#)

English

**3D PDF**

English

**Customer View Model**

[ENG\\_CVM\\_1-406507-4\\_H.2d\\_dxf.zip](#)

English

**Customer View Model**

[ENG\\_CVM\\_1-406507-4\\_H.3d\\_igs.zip](#)

English

**Customer View Model**

[ENG\\_CVM\\_1-406507-4\\_H.3d\\_stp.zip](#)

English

By downloading the CAD file I accept and agree to the [Terms and Conditions](#) of use.

---

**Product Specifications**

**Application Specification**

English

---

**Product Environmental Compliance**

[MD\\_1-406507-4\\_071720151424\\_dmtec](#)

English

[MD\\_1-406507-4\\_071720151424\\_dmtec](#)

English