



Power Double Lock

TE Internal #: 1-368589-1
Rectangular Power Connectors, Housing, Receptacle, Wire-to-Wire / Wire-to-Panel, 4 Position, 3.96 mm [.156 in] Centerline, Power Double Lock

[View on TE.com >](#)

Connectors > Power Connectors > Rectangular Power > Rectangular Power Connectors



Rectangular Power Connector Type: **Housing**
Connector & Housing Type: **Receptacle**
Connector System: **Wire-to-Panel, Wire-to-Wire**
Number of Positions: **4**
Centerline (Pitch): **3.96 mm [.156 in]**

Features

Product Type Features

Compatible With Discrete Wire Type	Stranded
Rectangular Power Connector Type	Housing
Connector & Housing Type	Receptacle
Connector System	Wire-to-Panel, Wire-to-Wire
Sealable	No
Connector & Contact Terminates To	Wire & Cable

Configuration Features

Number of Positions	4
Number of Power Positions	0
Number of Signal Positions	0
Number of Rows	2

Electrical Characteristics

Operating Voltage	300 VAC
-------------------	---------

Contact Features



Contact Layout	Matrix
Contact Retention Within Housing	Without
Contact Type	Tab

Termination Features

Termination Method to Wire & Cable	Crimp
------------------------------------	-------

Mechanical Attachment

Panel Mount Feature	With
Panel Mount Feature Type	Latches
Connector Mounting Type	Panel Mount

Housing Features

Centerline (Pitch)	3.96 mm[.156 in]
Housing Color	Natural
Housing Material	PA 66

Dimensions

Panel Thickness (Recommended)	.8 – 2 mm[.031 – .078 in]
Row-to-Row Spacing	4.6 mm[.181 in]

Usage Conditions

Operating Temperature Range	-30 – 105 °C[-22 – 221 °F]
-----------------------------	----------------------------

Operation/Application

Circuit Application	Power & Signal
---------------------	----------------

Industry Standards


Agency/Standard	CNR, USR
Approved Standards	CSA/C22.2 No. 182.3-M1987, UL 1977
UL Flammability Rating	UL 94V-0
Glow Wire Rating	GWT 750°C (Without Flame)

Packaging Features

Packaging Quantity	150
Packaging Method	Bag

Product Compliance

[For compliance documentation, visit the product page on TE.com>](#)





EU RoHS Directive 2011/65/EU	Compliant
EU ELV Directive 2000/53/EC	Compliant
China RoHS 2 Directive MIIT Order No 32, 2016	No Restricted Materials Above Threshold
EU REACH Regulation (EC) No. 1907/2006	Current ECHA Candidate List: JUNE 2023 (235) Candidate List Declared Against: JUNE 2023 (235) Does not contain REACH SVHC
Halogen Content	Not Low Halogen - contains Br or Cl > 900 ppm.
Solder Process Capability	Not applicable for solder process capability

Product Compliance Disclaimer

This information is provided based on reasonable inquiry of our suppliers and represents our current actual knowledge based on the information they provided. This information is subject to change. The part numbers that TE has identified as EU RoHS compliant have a maximum concentration of 0.1% by weight in homogenous materials for lead, hexavalent chromium, mercury, PBB, PBDE, DBP, BBP, DEHP, DIBP, and 0.01% for cadmium, or qualify for an exemption to these limits as defined in the Annexes of Directive 2011/65/EU (RoHS2). Finished electrical and electronic equipment products will be CE marked as required by Directive 2011/65/EU. Components may not be CE marked. Additionally, the part numbers that TE has identified as EU ELV compliant have a maximum concentration of 0.1% by weight in homogenous materials for lead, hexavalent chromium, and mercury, and 0.01% for cadmium, or qualify for an exemption to these limits as defined in the Annexes of Directive 2000/53/EC (ELV). Regarding the REACH Regulation, the information TE provides on SVHC in articles for this part number is based on the latest European Chemicals Agency (ECHA) 'Guidance on requirements for substances in articles' posted at this URL: <https://echa.europa.eu/guidance-documents/guidance-on-reach>

Compatible Parts




TE Part # 177908-1
POWER DBL LOCK CAP HSG P/M 4P




TE Part # 2301329-1
PDL 4P PLUG 3.96MM,DR (GWT)


Also in the Series | Power Double Lock




Connector Contacts(1)



Insertion & Extraction Tools(2)




Power Contacts(23)



Rectangular Connector Locking(14)



Customers Also Bought



Documents

Product Drawings

PDL 4P CAP 3.96 D/R P/M(GWT) N

English

CAD Files

3D PDF

3D

Customer View Model

ENG_CVM_CVM_1-368589-1_B.2d_dxf.zip



English

Customer View Model

[ENG_CVM_CVM_1-368589-1_B.3d_igs.zip](#)

English

Customer View Model

[ENG_CVM_CVM_1-368589-1_B.3d_stp.zip](#)

English

By downloading the CAD file I accept and agree to the [Terms and Conditions](#) of use.

Product Specifications

Application Specification

English

Product Environmental Compliance

[MD_1-368589-1_04262017335_dmtec](#)

English

[MD_1-368589-1_04262017335_dmtec](#)

English