



Connectors > PCB Connectors > Wire-to-Board Connectors > FFC, FPC & Ribbon Connectors > Ribbon Cable Connectors >

Crimp-on-Snap-in Housing



Connector System: **Wire-to-Board**

Number of Positions: **16**

Centerline (Pitch): **1.27 mm [.05 in]**

Row-to-Row Spacing: **2 mm [.059 in]**

Number of Rows: **2**

[All Crimp-on-Snap-in Housing \(9\)](#)

Features

Product Type Features

Ribbon Cable Connector Header Type	Shrouded
Connector Product Type	Housing
Connector System	Wire-to-Board
Connector & Housing Type	Plug
Connector & Contact Terminates To	Wire & Cable

Configuration Features

Number of Positions	16
Number of Rows	2

Electrical Characteristics

Insulation Resistance	1000 MΩ
Operating Voltage	100 VAC

Body Features

Daisy Chain	Without
Primary Product Color	Red
Connector Profile	Standard

Contact Features

--	--



Contact Type	Socket
Contact Mating Area Plating Material	Tin
PCB Contact Termination Area Plating Material Finish	Matte
Contact Underplating Material	Nickel
PCB Contact Termination Area Plating Material	Tin
Contact Base Material	Phosphor Bronze
Contact Current Rating (Max)	1.5 A

Termination Features

Termination Method to Wire & Cable	Crimp & Snap
------------------------------------	--------------

Mechanical Attachment

Mating Alignment	With
Contact Retention Type Within Housing	Snap-In
PCB Mount Alignment	Without
Mating Alignment Type	Polarization
Mating Retention	With
Mating Retention Type	Contact Friction

Housing Features

Housing Material	PBT GF
Centerline (Pitch)	1.27 mm[.05 in]

Dimensions

Connector Length	23.6 mm[.929 in]
Connector Height	12.4 mm[.49 in]
PCB Thickness (Recommended)	1.6 mm[.06 in]
Row-to-Row Spacing	2 mm[.059 in]

Usage Conditions

Operating Temperature Range	-40 – 105 °C[-40 – 221 °F]
-----------------------------	----------------------------

Operation/Application

Circuit Application	Signal
---------------------	--------

Industry Standards

UL Rating	Recognized
Agency/Standard	UL
Approved Standards	UL E28476



UL Flammability Rating

UL 94V-0

Packaging Features

Packaging Quantity	300
Packaging Method	Box & Carton

Product Compliance

For compliance documentation, visit the product page on TE.com>

EU RoHS Directive 2011/65/EU	Compliant
EU ELV Directive 2000/53/EC	Compliant
China RoHS 2 Directive MIIT Order No 32, 2016	No Restricted Materials Above Threshold
EU REACH Regulation (EC) No. 1907/2006	Current ECHA Candidate List: JUNE 2023 (235) Candidate List Declared Against: JUNE 2023 (235) Does not contain REACH SVHC
Halogen Content	Not Low Halogen - contains Br or Cl > 900 ppm.
Solder Process Capability	Not applicable for solder process capability

Product Compliance Disclaimer

This information is provided based on reasonable inquiry of our suppliers and represents our current actual knowledge based on the information they provided. This information is subject to change. The part numbers that TE has identified as EU RoHS compliant have a maximum concentration of 0.1% by weight in homogenous materials for lead, hexavalent chromium, mercury, PBB, PBDE, DBP, BBP, DEHP, DIBP, and 0.01% for cadmium, or qualify for an exemption to these limits as defined in the Annexes of Directive 2011/65/EU (RoHS2). Finished electrical and electronic equipment products will be CE marked as required by Directive 2011/65/EU. Components may not be CE marked. Additionally, the part numbers that TE has identified as EU ELV compliant have a maximum concentration of 0.1% by weight in homogenous materials for lead, hexavalent chromium, and mercury, and 0.01% for cadmium, or qualify for an exemption to these limits as defined in the Annexes of Directive 2000/53/EC (ELV). Regarding the REACH Regulation, the information TE provides on SVHC in articles for this part number is based on the latest European Chemicals Agency (ECHA) 'Guidance on requirements for substances in articles' posted at this URL: <https://echa.europa.eu/guidance-documents/guidance-on-reach>

Compatible Parts



TE Part # CAT-M5833-F3492A  
Female-on-Board Connector, Top Entry



TE Part # CAT-M5833-C8684A  
Crimp Contacts - Micro-MaTch Entry



TE Part # 8-215460-6  
MICRO-MATCH FSID P




TE Part # 1-338070-6  
MICRO-MATCH FEM.SE



TE Part # 1-215460-6  
MICRO-MATCH FEM.SE



TE Part # 734870-2  
CRIMP HT, MICRO-MATCH COSI, AW




TE Part # 1-100400-6  
MICRO-MATCH FSID NP



TE Part # 734870-1  
CRIMP HT, MICRO-MATCH COSI, AW



TE Part # 5-1579008-3  
EXTRACTION TOOL




TE Part # 8-100400-6  
MICRO-MATCH FSID NP

Also in the Series | Micro-MaTch Industrial




Board-In Connectors(20)



Insertion & Extraction Tools(1)




PCB Headers & Receptacles(1)



Pluggable I/O Cable Assemblies(52)



Ribbon Cable Connectors(185)



Wire-to-Board Connector Contacts(4)

Customers Also Bought




TE Part #1-338096-1  
Crimp Contacts - Micro-MaTch



TE Part #8-215464-2  
12P.MICRO-MATCH MOB



TE Part #1676333-2  
RN 0805 3K92 0.1% 10PPM 1KRL



TE Part #1676444-2  
RN 0805 82K5 0.1% 10PPM 1KRL



<div>TE Part #3363736003</div> <div>LSTT-R-6.4-0</div>	<div>TE Part #594178-E</div> <div>STVSKO H F 181 GERA 10A * CR01 * * FDfE</div>	<div>TE Part #86455-000</div> <div>FFCS-05 FLOW SWITCH</div>
--	---	--

Documents

Product Drawings

MICRO-MATCH COSI HSG

English

CAD Files

3D PDF

3D

Customer View Model

ENG\_CVM\_CVM\_1-338095-6\_D\_c-1-338095-6-d.2d\_dxf.zip

English

Customer View Model

ENG\_CVM\_CVM\_1-338095-6\_D\_c-1-338095-6-d.3d\_igs.zip

English

Customer View Model

ENG\_CVM\_CVM\_1-338095-6\_D\_c-1-338095-6-d.3d\_stp.zip

English

By downloading the CAD file I accept and agree to the [Terms and Conditions](#) of use.

Datasheets & Catalog Pages

Micro-MaTch Catalog

English

Ribbon Cable Interconnect Solutions

English

Centerline Micro-Match Connector Series

English

Product Specifications

micro-match crimp on snap in male on wire connector

English

Application Specification

English