



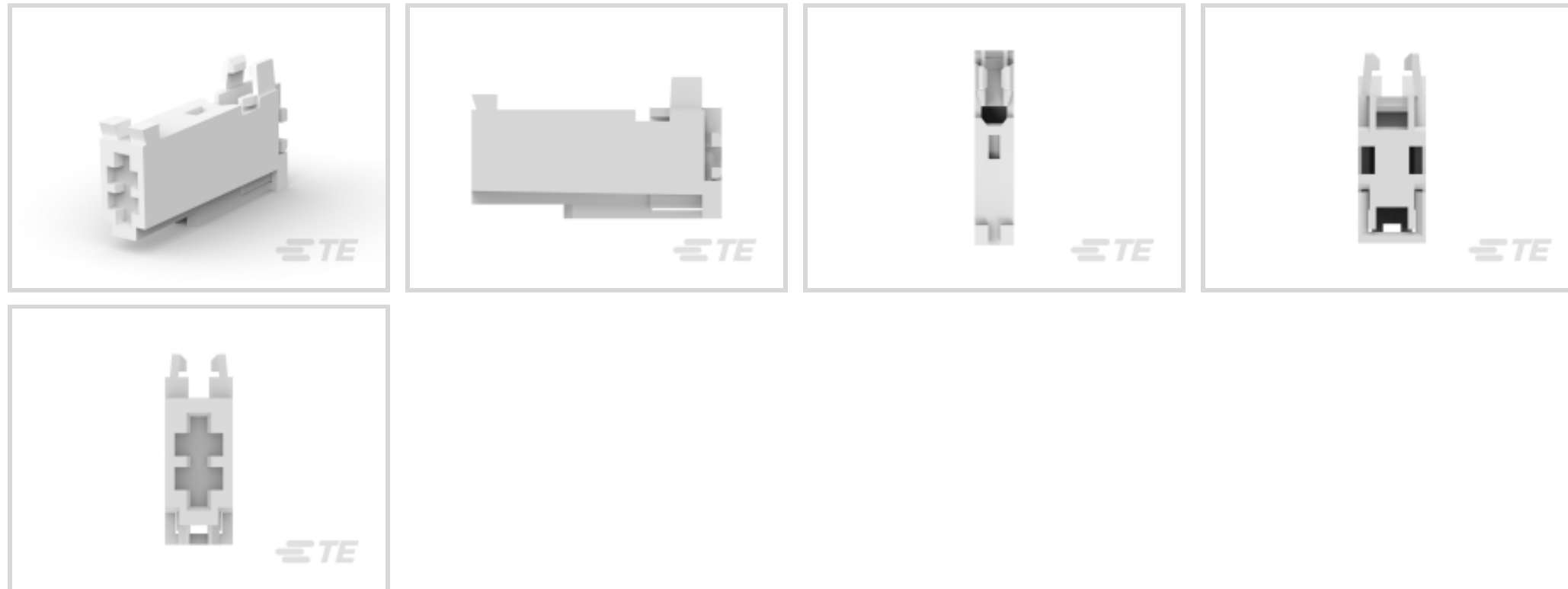
[RAST](#) | [RAST 5 IDC Connectors](#)

TE Internal #: 1-282086-7

Standard Rectangular Connectors, Connector Assembly, Receptacle, Mating Alignment, Polarization Mating Alignment Type, RAST 5 IDC Connectors

[View on TE.com >](#)

Connectors > Rectangular Connectors > Standard Rectangular Connectors



Connector Product Type: **Connector Assembly**

Connector & Housing Type: **Receptacle**

Mating Alignment: **With**

Mating Alignment Type: **Polarization**

Mating Retention: **Without**

Features

Product Type Features

Compatible With Discrete Wire Type	Stranded
Connector Product Type	Connector Assembly
Connector & Housing Type	Receptacle
Connector System	Wire-to-Board
Sealable	No
Connector & Contact Terminates To	Wire & Cable

Configuration Features

Number of Cavities	1
Contacts Preloaded	Yes
Number of Positions	1
Number of Rows	1

Electrical Characteristics

Operating Voltage	380 VAC
-------------------	---------

Contact Features



Contact Layout	Inline
Contact Type	Receptacle
Wire Contact Termination Area Plating Material	Tin
Contact Mating Area Plating Material	Tin
Contact Retention Within Housing	With
Contact Current Rating (Max)	16 A

Termination Features

Termination Method to Wire & Cable	Insulation Displacement (IDC)
------------------------------------	-------------------------------

Mechanical Attachment

Strain Relief	With
Mating Alignment	With
Mating Alignment Type	Polarization
Mating Retention	Without
Connector Mounting Type	Cable Mount (Free-Hanging)

Housing Features

Housing Material	PA 6.6
Housing Color	Natural
Centerline (Pitch)	10 mm[.393 in]

Dimensions

Connector Height	24.5 mm[.964 in]
Product Width	14 mm[.55 in]
Product Length	4.9 mm[.192 in]
Wire Size	.5 – 1.5 mm ²

Usage Conditions

Operating Temperature Range	-25 – 105 °C[-13 – 221 °F]
-----------------------------	----------------------------

Operation/Application

Shielded	No
Circuit Application	Power

Industry Standards

UL Rating	Recognized
Agency/Standard	UL, VDE
Approved Standards	UL E28476

UL Flammability Rating

UL 94V-2

Packaging Features

Packaging Method

Box & Tray

Product Compliance

For compliance documentation, visit the product page on [TE.com](https://www.te.com)>

EU RoHS Directive 2011/65/EU

Compliant

EU ELV Directive 2000/53/EC

Compliant

China RoHS 2 Directive MIIT Order No 32, 2016

No Restricted Materials Above Threshold

EU REACH Regulation (EC) No. 1907/2006

Current ECHA Candidate List: JUNE 2023 (235)
 Candidate List Declared Against: JUNE 2023 (235)
 Does not contain REACH SVHC

Halogen Content

Not Low Halogen - contains Br or Cl > 900 ppm.

Solder Process Capability

Not applicable for solder process capability

Product Compliance Disclaimer

This information is provided based on reasonable inquiry of our suppliers and represents our current actual knowledge based on the information they provided. This information is subject to change. The part numbers that TE has identified as EU RoHS compliant have a maximum concentration of 0.1% by weight in homogenous materials for lead, hexavalent chromium, mercury, PBB, PBDE, DBP, BBP, DEHP, DIBP, and 0.01% for cadmium, or qualify for an exemption to these limits as defined in the Annexes of Directive 2011/65/EU (RoHS2). Finished electrical and electronic equipment products will be CE marked as required by Directive 2011/65/EU. Components may not be CE marked. Additionally, the part numbers that TE has identified as EU ELV compliant have a maximum concentration of 0.1% by weight in homogenous materials for lead, hexavalent chromium, and mercury, and 0.01% for cadmium, or qualify for an exemption to these limits as defined in the Annexes of Directive 2000/53/EC (ELV). Regarding the REACH Regulation, the information TE provides on SVHC in articles for this part number is based on the latest European Chemicals Agency (ECHA) 'Guidance on requirements for substances in articles' posted at this URL: <https://echa.europa.eu/guidance-documents/guidance-on-reach>

Compatible Parts



Also in the Series | [RAST 5 IDC Connectors](#)



Automotive Terminals(8)



Connector Contacts(12)



Crimp Terminal Housings(41)




Insertion & Extraction Tools(1)



PCB Headers & Receptacles(417)



Rectangular Connector Housings(1)



Standard Edge Connectors(34)



Standard Rectangular Connectors(68)



Wire-to-Board Connector Assemblies & Housings(214)



Wire-to-Board Connector Contacts(2)

Customers Also Bought



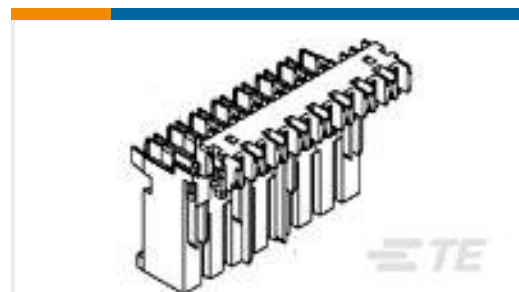
TE Part #3-1534796-5
AMP DUOPLUG MK2 CONNECTOR 5P



TE Part #293143-1
AMP MONO-SHAPE TAB CONN 7P.
LIF UP 10A



TE Part #2-1740533-2
AMP DUOPLUG POW CONNECTOR



TE Part #1-282002-6
MONO-SHAPE MK I TAB CONN ASSY



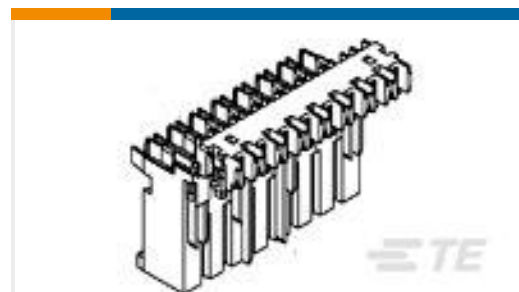
TE Part #3-284932-3
DUOPLUG MKI STD, KEYED 2/3, 3
POS., RED




TE Part #2-284932-4
DUOPLUG MKI STD,KEYED 3/4,4 POS,
BLACK



TE Part #284970-3
Duoplug Std 3 pos. reinf. cover



TE Part #1-282003-2
AMP MONO-SHAPE TAB CONN 3P.
GL



Documents

CAD Files

[3D PDF](#)

3D

Customer View Model

[ENG_CVM_CVM_1-282086-7_B.2d_dxf.zip](#)

English

Customer View Model

[ENG_CVM_CVM_1-282086-7_B.3d_igs.zip](#)

English

Customer View Model

[ENG_CVM_CVM_1-282086-7_B.3d_stp.zip](#)

English

By downloading the CAD file I accept and agree to the [Terms and Conditions](#) of use.

Product Specifications

[Application Specification](#)

English