

1-282044-1 ✓ ACTIVE

[RAST | RAST 5 IDC Connectors](#)

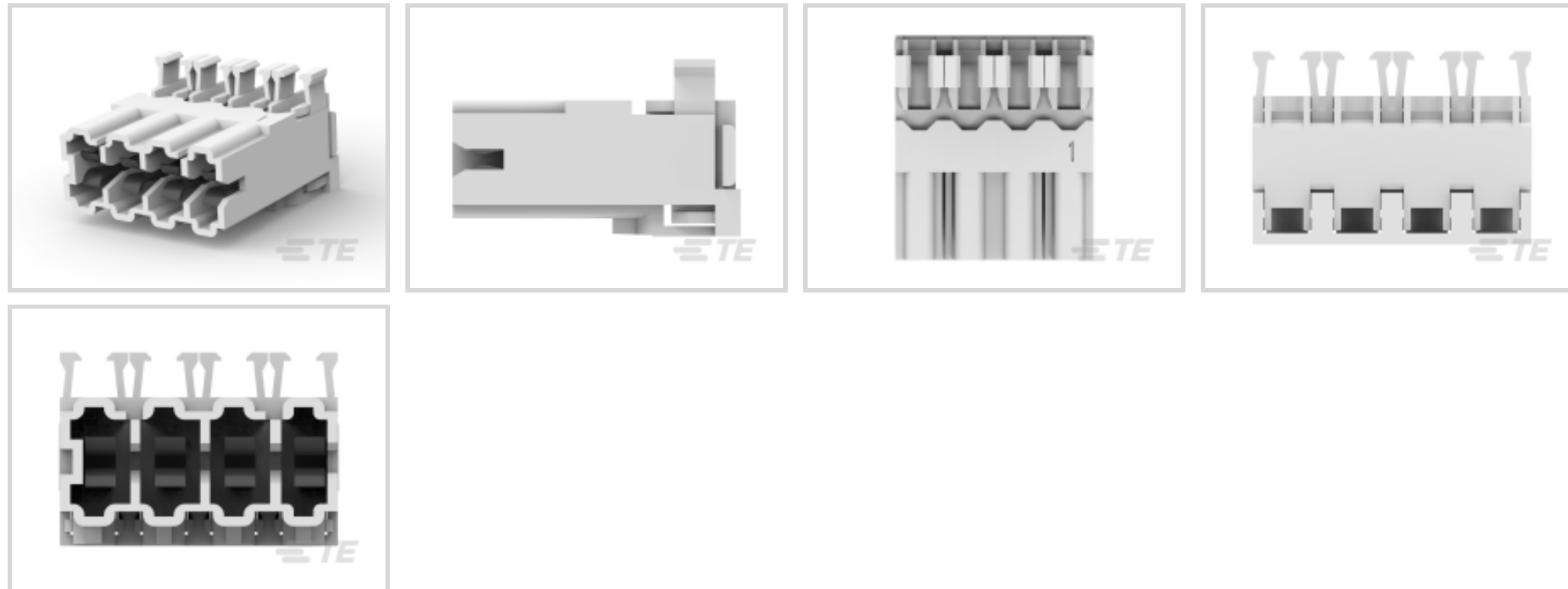
TE Internal #: 1-282044-1

Standard Edge Connectors, Wire-to-Board, 4 Position, .196 in [5 mm] Centerline, Insulation Displacement (IDC), 1 Row, Natural, RAST 5 IDC Connectors

[View on TE.com >](#)



Connectors > PCB Connectors > Card Edge Connectors > Standard Edge Connectors



Connector System: **Wire-to-Board**

Number of Positions: **4**

Centerline (Pitch): **5 mm [.196 in]**

Termination Method to Wire & Cable: **Insulation Displacement (IDC)**

Number of Rows: **1**

Features

Product Type Features

| | |
|-----------------------------------|---------------|
| Connector System | Wire-to-Board |
| Connector & Housing Type | Receptacle |
| Connector & Contact Terminates To | Wire & Cable |

Configuration Features

| | |
|----------------------------------|--------------|
| Card Entry Style | Side |
| Number of Positions | 4 |
| Number of Rows | 1 |
| Connector Contact Load Condition | Fully Loaded |

Electrical Characteristics

| | |
|-------------------|---------|
| Operating Voltage | 220 VAC |
|-------------------|---------|

Body Features

| | |
|-----------------------|---------|
| Primary Product Color | Natural |
|-----------------------|---------|

Contact Features

| | |
|--|--|
| | |
|--|--|



| | |
|---------------------------------------------------------|-----------------|
| PCB Contact Termination Area Plating Material Thickness | 2 μm[78.74 μin] |
| Contact Type | Receptacle |
| Contact Mating Area Plating Material Thickness | 2 μm[78.74 μin] |
| Contact Mating Area Plating Material | Tin |
| PCB Contact Termination Area Plating Material | Tin |
| Contact Base Material | Brass |
| Contact Current Rating (Max) | 6 A |

Termination Features

| | |
|------------------------------------|-------------------------------|
| Termination Method to Wire & Cable | Insulation Displacement (IDC) |
|------------------------------------|-------------------------------|

Mechanical Attachment

| | |
|-------------------------|----------------------------|
| Mating Alignment Type | Polarizing Slot |
| Mating Alignment | With |
| Connector Mounting Type | Cable Mount (Free-Hanging) |

Housing Features

| | |
|--------------------|------------------|
| Centerline (Pitch) | 5 mm[.196 in] |
| Housing Material | Polyamide 6.6 GF |

Dimensions

| | |
|--------------------------------------|---------------------------|
| Compatible Insulation Diameter Range | 2 – 2.8 mm[.078 – .11 in] |
| Wire Size | .5 – .75 mm ² |

Usage Conditions

| | |
|-----------------------------|----------------------------|
| Operating Temperature Range | -25 – 105 °C[-13 – 221 °F] |
|-----------------------------|----------------------------|

Operation/Application

| | |
|---------------------|-------|
| Circuit Application | Power |
|---------------------|-------|

Industry Standards

| | |
|------------------------|----------|
| Agency/Standard | UL |
| UL Flammability Rating | UL 94V-2 |

Packaging Features

| | |
|--------------------|-----|
| Packaging Quantity | 780 |
| Packaging Method | Box |

Product Compliance

[For compliance documentation, visit the product page on TE.com>](#)



| | |
|-----------------------------------------------|---------------------------------------------------------------------------------------------------------------------------------|
| EU RoHS Directive 2011/65/EU | Compliant |
| EU ELV Directive 2000/53/EC | Compliant |
| China RoHS 2 Directive MIIT Order No 32, 2016 | No Restricted Materials Above Threshold |
| EU REACH Regulation (EC) No. 1907/2006 | Current ECHA Candidate List: JUNE 2023 (235) Candidate List Declared Against: JUNE 2023 (235) Does not contain REACH SVHC |
| Halogen Content | Not Low Halogen - contains Br or Cl > 900 ppm. |
| Solder Process Capability | Not applicable for solder process capability |

Product Compliance Disclaimer

This information is provided based on reasonable inquiry of our suppliers and represents our current actual knowledge based on the information they provided. This information is subject to change. The part numbers that TE has identified as EU RoHS compliant have a maximum concentration of 0.1% by weight in homogenous materials for lead, hexavalent chromium, mercury, PBB, PBDE, DBP, BBP, DEHP, DIBP, and 0.01% for cadmium, or qualify for an exemption to these limits as defined in the Annexes of Directive 2011/65/EU (RoHS2). Finished electrical and electronic equipment products will be CE marked as required by Directive 2011/65/EU. Components may not be CE marked. Additionally, the part numbers that TE has identified as EU ELV compliant have a maximum concentration of 0.1% by weight in homogenous materials for lead, hexavalent chromium, and mercury, and 0.01% for cadmium, or qualify for an exemption to these limits as defined in the Annexes of Directive 2000/53/EC (ELV). Regarding the REACH Regulation, the information TE provides on SVHC in articles for this part number is based on the latest European Chemicals Agency (ECHA) 'Guidance on requirements for substances in articles' posted at this URL: <https://echa.europa.eu/guidance-documents/guidance-on-reach>

Compatible Parts

TE Part # 1-282047-1
AMP MONO-SHAPE P.C.B.CONN7P.
GL

TE Part # 1-282043-2
AMP MONO-SHAPE P.C.B.CONN3P.
GL

TE Part # 1-282045-1
AMP MONO-SHAPE P.C.B.CONN5P.
G

TE Part # 1-282046-1
AMP MONO-SHAPE P.C.B.CONN6P.
GL

TE Part # 1-282049-1
AMP MONO-SHAPE P.C.B.CONN9P.
GL


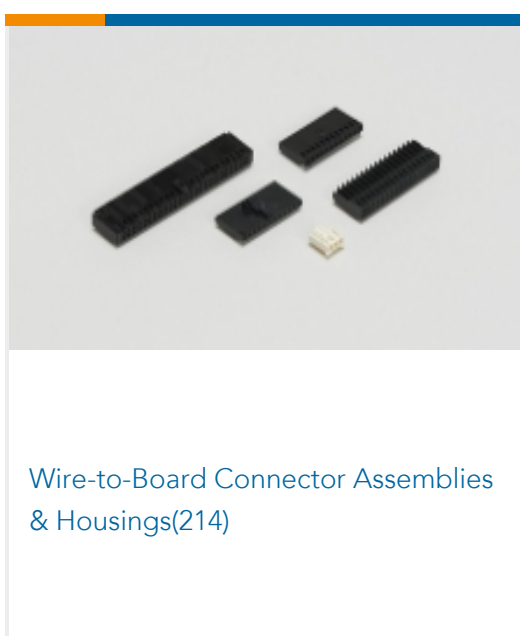

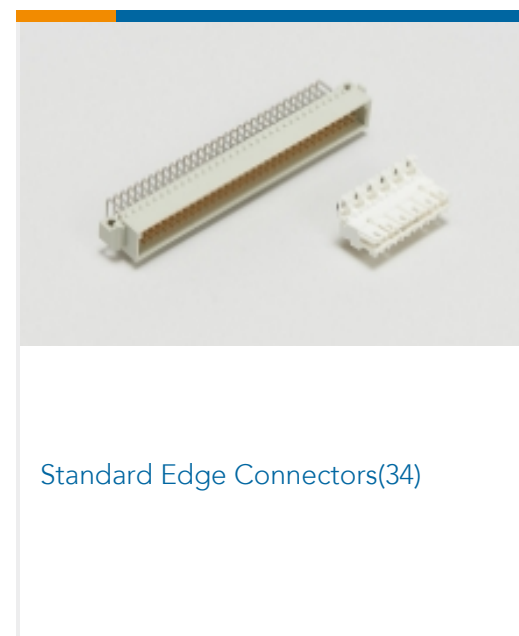

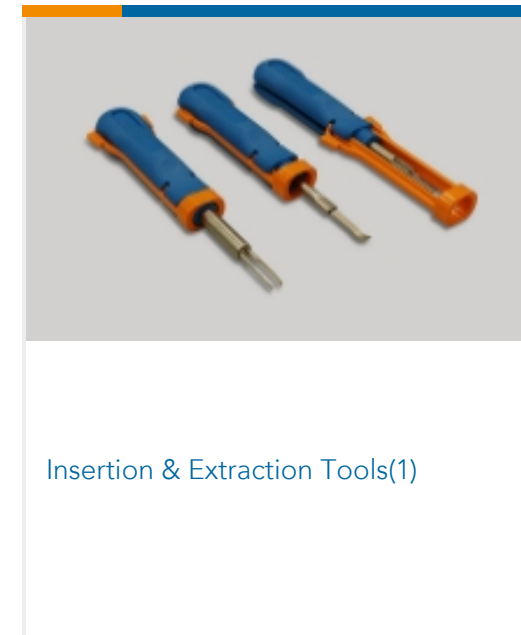
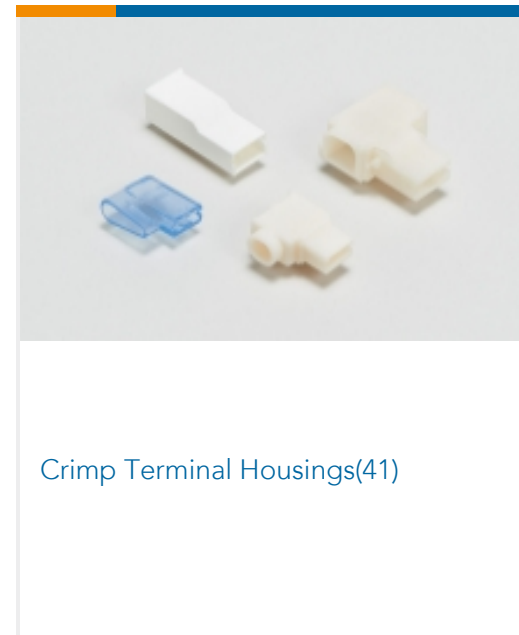
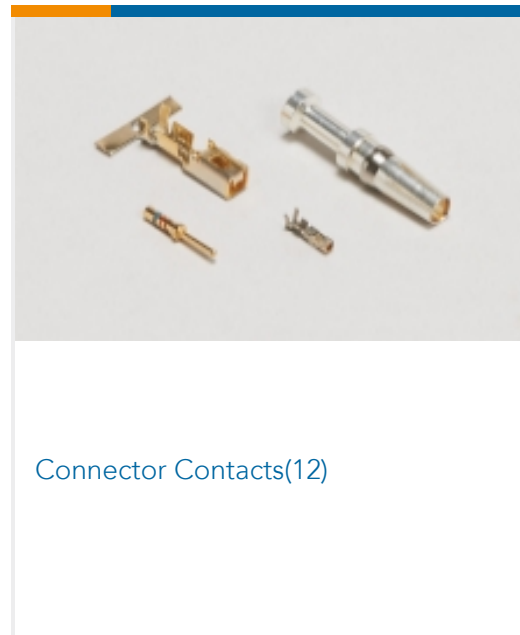
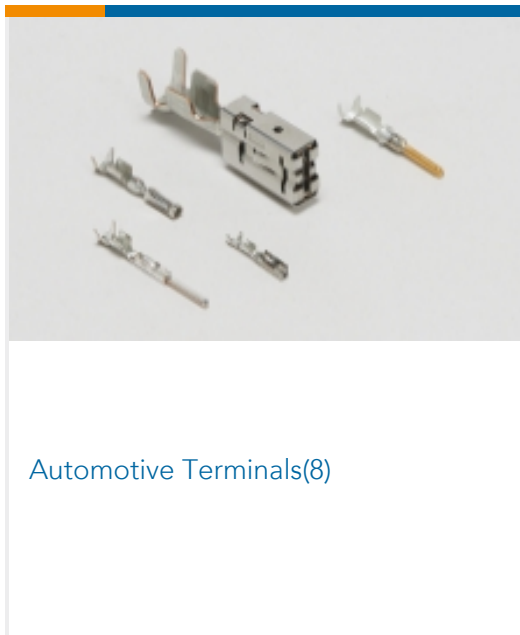
TE Part # 1-282050-1
AMP MONO-SHAPE P.C.B.CONN10P.
G

TE Part # 1-282052-1
AMP MONO-SHAPE P.C.B.CONN12P.



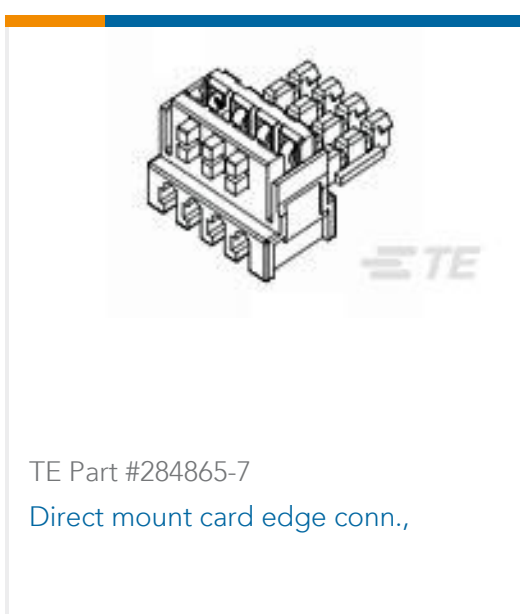
TE Part # 1-284561-2
MONO SHAPE MK I 2 POS PCB
CONN.S ASS'Y



Also in the Series | RAST 5 IDC Connectors



Customers Also Bought






TE Part #3-1534798-3
AMP DUOPLUG MK2 CONNECTOR
3P SELECTIVE



TE Part #1-282002-8
MONO-SHAPE MK I TAB CONN ASSY



TE Part #1-282045-2
AMP MONO-SHAPE P.C.B.CONN5P.
G



TE Part #1-293153-6
DUOPLUG MKI STD,6 POS, KEYED 2
/3, RED



TE Part #3-1534798-5
AMP DUOPLUG MK2 CONNECTOR
5P SELECTIVE

Documents

Product Drawings

[AMP MONO-SHAPE P.C.B.CONN4P. G](#)

English

CAD Files

Customer View Model

[ENG_CVM_CVM_1-282044-1_U.2d_dxf.zip](#)

English

3D PDF

3D

Customer View Model

[ENG_CVM_CVM_1-282044-1_U.3d_igs.zip](#)

English

Customer View Model

[ENG_CVM_CVM_1-282044-1_U.3d_stp.zip](#)

English

By downloading the CAD file I accept and agree to the [Terms and Conditions](#) of use.

Datasheets & Catalog Pages

[1654742_HOUSEHOLD_APPLIANCES_RAST5](#)

English

Product Specifications

[Application Specification](#)

English