



Passive Components > Resistors > Surface Mount Resistors



Resistor Type: **Power Resistor**

Number of Terminations: **2**

Packaging Method: **Taped & Reeled**

Passive Component Tolerance: **5 %**

Element Type: **Thick Metal Film**

Features

Product Type Features

Product Type	Fixed Resistor
Resistor Type	Power Resistor
Element Type	Thick Metal Film

Configuration Features

Number of Resistors	1
---------------------	---

Electrical Characteristics

Voltage Rating	300 V
Passive Component Tolerance	5 %
Resistance Class	1k $\Omega$ – 1M $\Omega$
Resistance Value	3.3K $\Omega$
Power Rating	5 W

Termination Features

Number of Terminations	2
Surface Mount Resistor Termination Type	Solder



Usage Conditions

Temperature Coefficient	$\pm 100$ ppm/ $^{\circ}\text{C}$
-------------------------	-----------------------------------

Packaging Features

Packaging Method	Taped & Reeled
------------------	----------------

Product Compliance

For compliance documentation, visit the product page on TE.com>

EU RoHS Directive 2011/65/EU	Compliant with Exemptions
EU ELV Directive 2000/53/EC	Compliant with Exemptions
China RoHS 2 Directive MIIT Order No 32, 2016	Restricted Materials Above Threshold
EU REACH Regulation (EC) No. 1907/2006	Current ECHA Candidate List: JUNE 2023 (235) Candidate List Declared Against: JUNE 2023 (235) Does not contain REACH SVHC
Halogen Content	Low Halogen - Br, Cl, F, I < 900 ppm per homogenous material. Also BFR/CFR/PVC Free
Solder Process Capability	Reflow solder capable to 260 $^{\circ}\text{C}$

Product Compliance Disclaimer


This information is provided based on reasonable inquiry of our suppliers and represents our current actual knowledge based on the information they provided. This information is subject to change. The part numbers that TE has identified as EU RoHS compliant have a maximum concentration of 0.1% by weight in homogenous materials for lead, hexavalent chromium, mercury, PBB, PBDE, DBP, BBP, DEHP, DIBP, and 0.01% for cadmium, or qualify for an exemption to these limits as defined in the Annexes of Directive 2011/65/EU (RoHS2). Finished electrical and electronic equipment products will be CE marked as required by Directive 2011/65/EU. Components may not be CE marked. Additionally, the part numbers that TE has identified as EU ELV compliant have a maximum concentration of 0.1% by weight in homogenous materials for lead, hexavalent chromium, and mercury, and 0.01% for cadmium, or qualify for an exemption to these limits as defined in the Annexes of Directive 2000/53/EC (ELV). Regarding the REACH Regulation, the information TE provides on SVHC in articles for this part number is based on the latest European Chemicals Agency (ECHA) 'Guidance on requirements for substances in articles' posted at this URL: <https://echa.europa.eu/guidance-documents/guidance-on-reach>

Compatible Parts

 TE Part # 3-2176403-1 3550 18R 1%	 TE Part # 3-2176403-2 3550 20R 1%	 TE Part # 8-2176403-0 3550 2K0 1%	 TE Part # 8-2176403-3 3550 2K7 1%
--	--	--	--

35503K3JT

3.3K  $\Omega$ , Thick Metal Film, Power Resistor, 5 %, 2 Termination, Taped & Reeled, 5 W,  $\pm 100$  ppm/ $^{\circ}\text{C}$ , Solder, CGS 3550



TE Part # 4-2176403-1  
3550 47R 1%

Also in the Series | CGS 3550



Surface Mount Resistors(254)

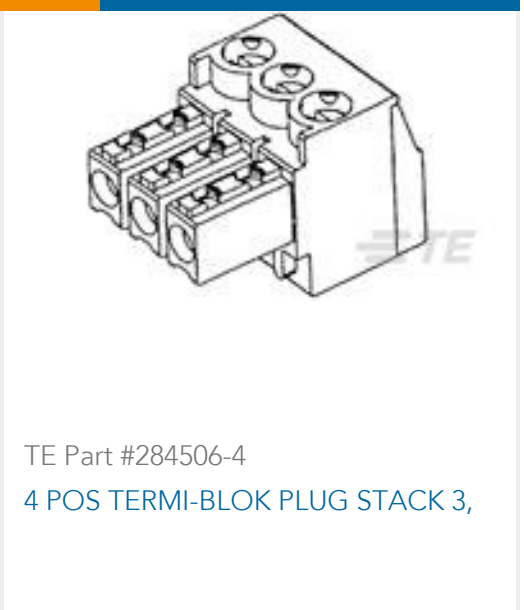
Customers Also Bought



TE Part #8-215464-6  
16P.MICRO-MATCH MOB




TE Part #1-640456-0  
PCB Header: Polyester, Vertical, Unshrouded, No Mating Alignment




TE Part #284506-4  
4 POS TERMI-BLOK PLUG STACK 3,



TE Part #5-1437565-0  
FSM6JSMATR=TACT SWITCH 6X6MIL



TE Part #284512-4  
4 POS TERMI-BLOK HDR 900 POLAR



TE Part #796638-2  
2POS 5.08MM CE R/A HDR,TRM BLK



TE Part #ZPF000000000136480  
FEMALE IN-LINE CONNECTOR 4XCAL1,6



TE Part #1SNA116951R1500  
FEM8S

Documents

Product Drawings  
3550 3K3 5%

English

CAD Files  
3D PDF

3D

35503K3JT

3.3K  $\Omega$ , Thick Metal Film, Power Resistor, 5 %, 2 Termination, Taped & Reeled, 5 W,  $\pm 100$  ppm/ $^{\circ}\text{C}$ , Solder, CGS 3550



Customer View Model

[ENG\\_CVM\\_CVM\\_1-2176405-4\\_A.2d\\_dxf.zip](#)

English

Customer View Model

[ENG\\_CVM\\_CVM\\_1-2176405-4\\_A.3d\\_igs.zip](#)

English

Customer View Model

[ENG\\_CVM\\_CVM\\_1-2176405-4\\_A.3d\\_stp.zip](#)

English

By downloading the CAD file I accept and agree to the [Terms and Conditions](#) of use.

Datasheets & Catalog Pages

[SMD HIGH POWER RESISTORS - TYPE 3550 SERIES](#)

English