



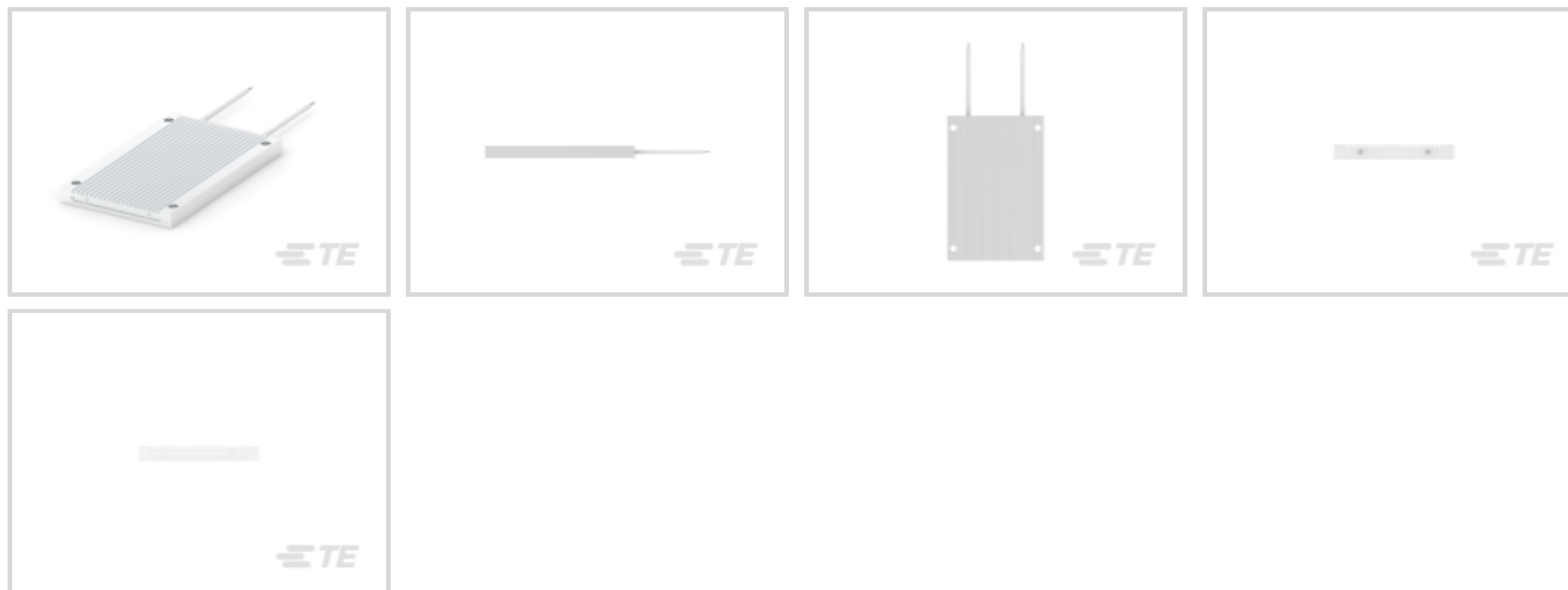
CGS | CGS TJT

TE Internal #: 1-2176250-6

330 Ω, Wire Wound, Power Resistor, 330 x 80 x 10 mm, 2 Termination, Loose Piece - Box, 5 %, 500 W, ±260 ppm/°C, Flying Leads Termination, CGS TJT

[View on TE.com >](#)

Passive Components > Resistors > Chassis Mount Resistors



Resistor Type: **Power Resistor**

Passive Component Dimensions: **330 x 80 x 10 mm**

Number of Terminations: **2**

Packaging Method: **Loose Piece - Box**

Passive Component Tolerance: **5 %**

Features

Product Type Features

Resistor Type	Power Resistor
Element Type	Wire Wound

Configuration Features

Number of Resistors	1
---------------------	---


Electrical Characteristics

Passive Component Tolerance	5 %
Resistance Class	Up to 1kΩ
Resistance Value	330 Ω
Power Rating	500 W

Termination Features

Number of Terminations	2
Chassis Mount Resistor Termination Type	Flying Leads

Mechanical Attachment





Chassis Mount Resistor Mount Style	Chassis Mount
------------------------------------	---------------

Dimensions

Passive Component Dimensions	330 x 80 x 10 mm
------------------------------	------------------

Usage Conditions

Operating Temperature Range	-25 – 250 $^{\circ}$ C
Temperature Coefficient	± 260 ppm/ $^{\circ}$ C

Packaging Features

Packaging Method	Loose Piece - Box
------------------	-------------------

Product Compliance

For compliance documentation, visit the product page on [TE.com](#)>

EU RoHS Directive 2011/65/EU	Compliant
EU ELV Directive 2000/53/EC	Compliant
China RoHS 2 Directive MIIT Order No 32, 2016	No Restricted Materials Above Threshold
EU REACH Regulation (EC) No. 1907/2006	Current ECHA Candidate List: JUNE 2023 (235) Candidate List Declared Against: JUNE 2023 (235) Does not contain REACH SVHC
Halogen Content	Low Halogen - Br, Cl, F, I < 900 ppm per homogenous material. Also BFR/CFR/PVC Free
Solder Process Capability	Hand solderable with lead free solder

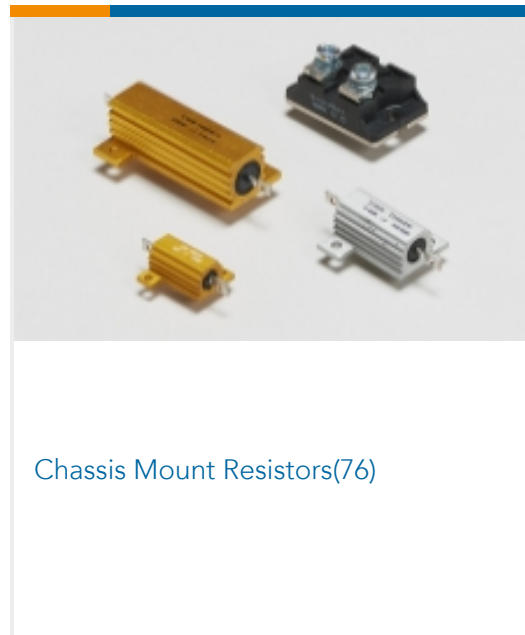
Product Compliance Disclaimer

This information is provided based on reasonable inquiry of our suppliers and represents our current actual knowledge based on the information they provided. This information is subject to change. The part numbers that TE has identified as EU RoHS compliant have a maximum concentration of 0.1% by weight in homogenous materials for lead, hexavalent chromium, mercury, PBB, PBDE, DBP, BBP, DEHP, DIBP, and 0.01% for cadmium, or qualify for an exemption to these limits as defined in the Annexes of Directive 2011/65/EU (RoHS2). Finished electrical and electronic equipment products will be CE marked as required by Directive 2011/65/EU. Components may not be CE marked. Additionally, the part numbers that TE has identified as EU ELV compliant have a maximum concentration of 0.1% by weight in homogenous materials for lead, hexavalent chromium, and mercury, and 0.01% for cadmium, or qualify for an exemption to these limits as defined in the Annexes of Directive 2000/53/EC (ELV). Regarding the REACH Regulation, the information TE provides on SVHC in articles for this part number is based on the latest European Chemicals Agency (ECHA) 'Guidance on requirements for substances in articles' posted at this URL: <https://echa.europa.eu/guidance-documents/guidance-on-reach>

Compatible Parts



Also in the Series | **CGS TJT**



Customers Also Bought





Documents

Product Drawings

[TJT 500W 330R 5%](#)

English

CAD Files

[3D PDF](#)

3D

Customer View Model

[ENG_CVM_CVM_1-2176250-6_BA.2d_dxf.zip](#)

English

Customer View Model

[ENG_CVM_CVM_1-2176250-6_BA.3d_igs.zip](#)

English

Customer View Model

[ENG_CVM_CVM_1-2176250-6_BA.3d_stp.zip](#)

English

By downloading the CAD file I accept and agree to the [Terms and Conditions](#) of use.

Datasheets & Catalog Pages

[ALUMINIUM ENCLOSED POWER RESISTORS - Type TJT Series](#)

English

[TJT-0715](#)

English