



Passive Components > Inductors > High Frequency & RF Inductors



Inductor Type: **High Frequency**

Termination Method to Printed Circuit Board: **Surface Mount**

Packaging Method: **Taped & Reeled**

Passive Component Dimensions: **1.15 x .7 x .6 mm**

Passive Component Tolerance: **5 %**

Features

Product Type Features

Inductor Type	High Frequency
Element Type	Wire Wound
Package Size Code	0402

Electrical Characteristics

Self Resonant Frequency	5 GHz
Passive Component Tolerance	5 %
Inductance	.009 μ H
Current Rating (Max)	1400 mA
DC Resistance	.08 Ω

Termination Features

Termination Method to Printed Circuit Board	Surface Mount
---	---------------

Dimensions

Passive Component Dimensions	1.15 x .7 x .6 mm
------------------------------	-------------------

Usage Conditions

Operating Temperature Range	-40 – 125 °C
-----------------------------	--------------

Packaging Features

Packaging Method	Taped & Reeled
------------------	----------------

Other

Inductor Quality Factor	67
-------------------------	----



Product Compliance

[For compliance documentation, visit the product page on TE.com>](#)

EU RoHS Directive 2011/65/EU	Not Compliant
EU ELV Directive 2000/53/EC	Compliant
China RoHS 2 Directive MIIT Order No 32, 2016	Restricted Materials Above Threshold
EU REACH Regulation (EC) No. 1907/2006	Current ECHA Candidate List: JUNE 2023 (235) Candidate List Declared Against: JUNE 2022 (224) Does not contain REACH SVHC
Halogen Content	Low Halogen - Br, Cl, F, I < 900 ppm per homogenous material. Also BFR/CFR/PVC Free
Solder Process Capability	Reflow solder capable to 260°C


Product Compliance Disclaimer

This information is provided based on reasonable inquiry of our suppliers and represents our current actual knowledge based on the information they provided. This information is subject to change. The part numbers that TE has identified as EU RoHS compliant have a maximum concentration of 0.1% by weight in homogenous materials for lead, hexavalent chromium, mercury, PBB, PBDE, DBP, BBP, DEHP, DIBP, and 0.01% for cadmium, or qualify for an exemption to these limits as defined in the Annexes of Directive 2011/65/EU (RoHS2). Finished electrical and electronic equipment products will be CE marked as required by Directive 2011/65/EU. Components may not be CE marked. Additionally, the part numbers that TE has identified as EU ELV compliant have a maximum concentration of 0.1% by weight in homogenous materials for lead, hexavalent chromium, and mercury, and 0.01% for cadmium, or qualify for an exemption to these limits as defined in the Annexes of Directive 2000/53/EC (ELV). Regarding the REACH Regulation, the information TE provides on SVHC in articles for this part number is based on the latest European Chemicals Agency (ECHA) 'Guidance on requirements for substances in articles' posted at this URL: <https://echa.europa.eu/guidance-documents/guidance-on-reach>


Compatible Parts

 <p>TE Part # 2-2176086-1 3654 0402 11nH 5% 2K RL</p>	 <p>TE Part # 1-2176086-9 3654 0402 9.5nH 5% 2K RL</p>	 <p>TE Part # 1-2176086-6 3654 0402 8.2nH 5% 2K RL</p>	 <p>TE Part # 1-2176086-7 3654 0402 8.7nH 5% 2K RL</p>
--	---	---	---

Also in the Series | [Sigma 3650](#)



High Frequency & RF Inductors(240)



Surface Mount Resistors(1)

Customers Also Bought



TE Part #1461403-2
OJE-SH-109LMH,000




TE Part #140885-5
FF 250 REC HSG 6P NYLON BLACK



TE Part #ED4455-000
CI-ST1-150A/60MV



TE Part #ED4457-000
CI-ST1-60A/60MV



TE Part #4-1879275-6
RP 2A 3K65 0.1% 15PPM CUT LENGTH



TE Part #2-2176086-1
3654 0402 11nH 5% 2K RL



TE Part #2-2176086-3
3654 0402 13nH 5% 2K RL



TE Part #1-2176086-7
3654 0402 8.7nH 5% 2K RL



TE Part #213798-1
CPC RECPT ASSEMBLY SIZE 23-24

Documents

Product Drawings

[3654 0402 9nH 5% 2K RL](#)

English

CAD Files

[3D PDF](#)

[3D](#)

[Customer View Model](#)

[ENG_CVM_CVM_1-2176086-8_BA.2d_dxf.zip](#)



English

Customer View Model

[ENG_CVM_CVM_1-2176086-8_BA.3d_igs.zip](#)

English

Customer View Model

[ENG_CVM_CVM_1-2176086-8_BA.3d_stp.zip](#)

English

By downloading the CAD file I accept and agree to the [Terms and Conditions](#) of use.

Datasheets & Catalog Pages

[Low Inductance, High Frequency Chip Inductors - Type 3650 Series](#)

English