



LUMAWISE | Insulation Displacement Connectors Closed End

TE Internal #: 1-2106489-2

Poke-In Connectors, Wire-to-Board, 2 Position, 4 in [.16 mm]

Centerline, Printed Circuit Board, Insulation Displacement

Connectors Closed End

[View on TE.com >](#)

Connectors > Lighting Connectors > Poke-In Connectors



Connector System: **Wire-to-Board**

Number of Positions: **2**

Centerline (Pitch): **.16 mm [ 4 in ]**

Connector & Contact Terminates To: **Printed Circuit Board**

Connector Height: **.23 mm [ 5.8 in ]**

**Features**

**Product Type Features**

|                                   |                       |
|-----------------------------------|-----------------------|
| Connector System                  | Wire-to-Board         |
| Connector & Contact Terminates To | Printed Circuit Board |

**Configuration Features**

|                     |   |
|---------------------|---|
| Number of Positions | 2 |
|---------------------|---|

**Contact Features**

|                              |       |
|------------------------------|-------|
| Contact Current Rating (Max) | 7.5 A |
|------------------------------|-------|

**Termination Features**

|   |                       |
|---|-----------------------|
| Termination Method to Printed Circuit Board | Through Hole - Solder |
|---|-----------------------|

**Mechanical Attachment**

|                         |             |
|-------------------------|-------------|
| Connector Mounting Type | Board Mount |
|-------------------------|-------------|

**Housing Features**

|                    |              |
|--------------------|--------------|
| Centerline (Pitch) | .16 mm[4 in] |
|--------------------|--------------|

**Dimensions**



|                  |                |
|------------------|----------------|
| Connector Height | .23 mm[5.8 in] |
|------------------|----------------|

|           |             |
|-----------|-------------|
| Wire Size | 20 – 18 AWG |
|-----------|-------------|

### Usage Conditions

|                             |                            |
|-----------------------------|----------------------------|
| Operating Temperature Range | -40 – 105 °C[-40 – 221 °F] |
|-----------------------------|----------------------------|

### Operation/Application

|                     |       |
|---------------------|-------|
| Circuit Application | Power |
|---------------------|-------|

## Product Compliance

[For compliance documentation, visit the product page on TE.com>](#)

|                              |           |
|------------------------------|-----------|
| EU RoHS Directive 2011/65/EU | Compliant |
|------------------------------|-----------|

|                             |                  |
|-----------------------------|------------------|
| EU ELV Directive 2000/53/EC | Not Yet Reviewed |
|-----------------------------|------------------|

|   |   |
|---|---|
| China RoHS 2 Directive MIIT Order No 32, 2016 | No Restricted Materials Above Threshold |
|---|---|

|  |  |
|--|--|
| EU REACH Regulation (EC) No. 1907/2006 | Current ECHA Candidate List: JUNE 2023 (235)<br>Candidate List Declared Against: JUL 2019 (201)<br>Does not contain REACH SVHC |
|--|--|

|                 |  |
|-----------------|--|
| Halogen Content | Not Low Halogen - contains Br or Cl > 900 ppm. |
|-----------------|--|

|                           |                                |
|---------------------------|--------------------------------|
| Solder Process Capability | Reflow solder capable to 245°C |
|---------------------------|--------------------------------|

#### Product Compliance Disclaimer

This information is provided based on reasonable inquiry of our suppliers and represents our current actual knowledge based on the information they provided. This information is subject to change. The part numbers that TE has identified as EU RoHS compliant have a maximum concentration of 0.1% by weight in homogenous materials for lead, hexavalent chromium, mercury, PBB, PBDE, DBP, BBP, DEHP, DIBP, and 0.01% for cadmium, or qualify for an exemption to these limits as defined in the Annexes of Directive 2011/65/EU (RoHS2). Finished electrical and electronic equipment products will be CE marked as required by Directive 2011/65/EU. Components may not be CE marked. Additionally, the part numbers that TE has identified as EU ELV compliant have a maximum concentration of 0.1% by weight in homogenous materials for lead, hexavalent chromium, and mercury, and 0.01% for cadmium, or qualify for an exemption to these limits as defined in the Annexes of Directive 2000/53/EC (ELV). Regarding the REACH Regulation, the information TE provides on SVHC in articles for this part number is based on the latest European Chemicals Agency (ECHA) 'Guidance on requirements for substances in articles' posted at this URL: <https://echa.europa.eu/guidance-documents/guidance-on-reach>


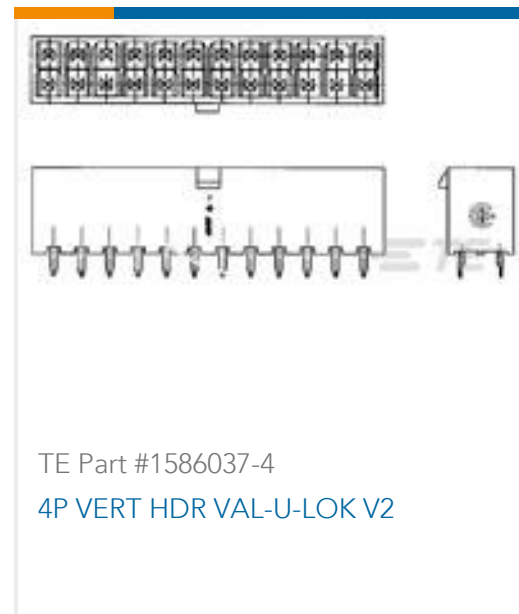
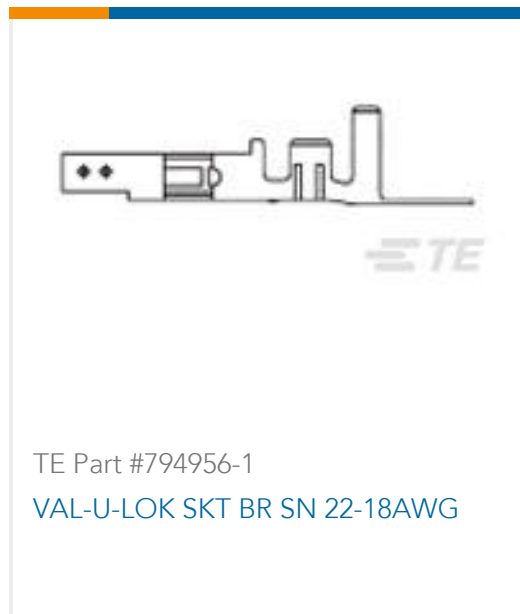
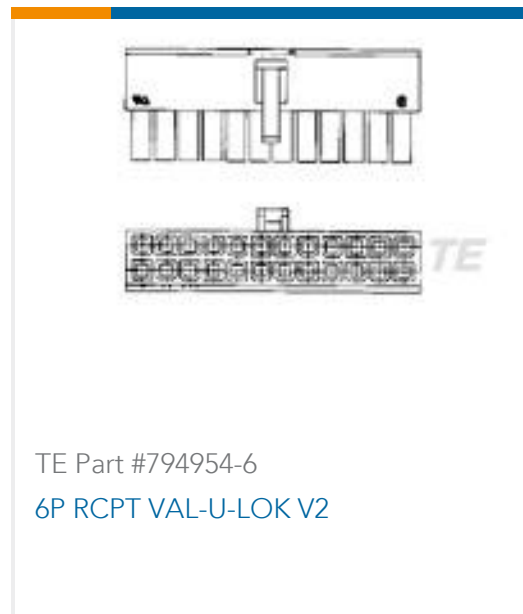
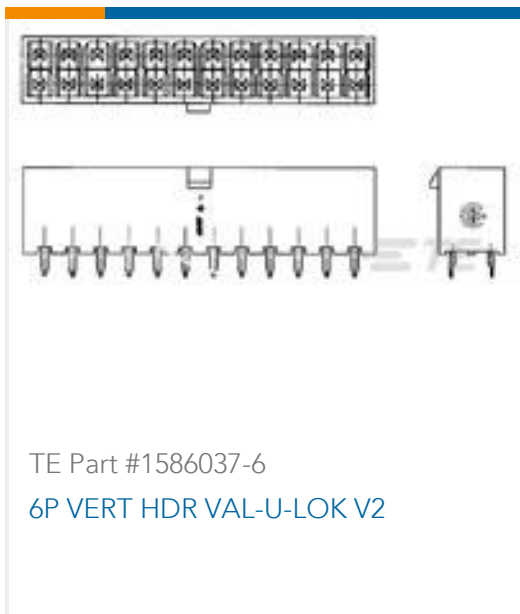
## Compatible Parts



## Also in the Series | Insulation Displacement Connectors Closed End



## Customers Also Bought



## Documents

### Product Drawings

Connector, Thru Hole-IDC, 2 pos, 20AWG

English

### CAD Files

3D PDF

3D



**Customer View Model**

[ENG\\_CVM\\_CVM\\_1-2106489-2\\_B.2d\\_dxf.zip](#)

English

**Customer View Model**

[ENG\\_CVM\\_CVM\\_1-2106489-2\\_B.3d\\_igs.zip](#)

English

**Customer View Model**

[ENG\\_CVM\\_CVM\\_1-2106489-2\\_B.3d\\_stp.zip](#)

English

By downloading the CAD file I accept and agree to the [Terms and Conditions](#) of use.

---

**Datasheets & Catalog Pages**

[IDC\\_SSL\\_CONNECTOR](#)

English

---

**Product Specifications**

[Application Specification](#)

English

---

**Agency Approvals**

[Agency Approval Document](#)

English