




TE Internal #: 1-2071556-2

Power Relays, Standard, Monostable, DC, 450 mW Coil Power Rating DC, 56 Ω Coil Resistance, UL Coil Insulation Class F, 5 VDC Coil Voltage

[View on TE.com >](#)

Relays, Contactors & Switches > Relays > Power Relays



Power Relay Type: **Standard**

Coil Magnetic System: **Monostable, DC**

Coil Power Rating DC: **450 mW**

Coil Resistance: **56 Ω**

Coil Special Features: **UL Coil Insulation Class F**

## Features

### Product Type Features

Enclosure Type	Sealed
Output Type	AC
Power Relay Type	Standard

### Configuration Features

Output Switching	Random
------------------	--------

### Electrical Characteristics

Insulation Initial Dielectric Between Coil & Contact Class	3500 – 4000 V
Output Current Rating	0 – 16 Arms
Actuating System	DC
Insulation Initial Dielectric Between Open Contacts	750 Vrms
Contact Limiting Short-Time Current	16 A
Coil Power Rating	.2 W
Insulation Creepage Class	7 – 11 mm
Coil Power Rating Class	450 mW



Insulation Initial Dielectric Between Adjacent Contacts	750 Vrms
Insulation Initial Resistance	1000 M $\Omega$
Insulation Initial Dielectric Between Contacts & Coil	4000 Vrms
Output Voltage (Max)	250 V
Contact Limiting Making Current	16 A
Insulation Creepage Between Contact & Coil	11 mm[.43 in]
Contact Limiting Continuous Current	16 A
Output Voltage Rating (AC Relays)	0 – 250 Vrms
Output Current (Min)	.1 A
Contact Limiting Breaking Current	16 A
Coil Current	.04 A
Coil Magnetic System	Monostable, DC
Coil Power Rating DC	450 mW
Coil Resistance	56 $\Omega$
Coil Special Features	UL Coil Insulation Class F
Coil Voltage Rating	5 VDC
Contact Switching Load (Min)	100mA @ 5V
Contact Switching Voltage (Max)	250 VAC
Contact Voltage Rating	250 VAC

### Body Features

Product Weight	5.8 g
Case Color	Black

### Contact Features

Contact Plating Material	AgSnO
Switch Arrangement	1 Form A (SPST-NO)
Contact Arrangement	1 Form A (SPST-NO)
Contact Current Class	16 A
Contact Current Rating (Max)	16 A
Contact Material	AgSnOInO
Contact Number of Poles	1
Relay Terminal Type	PCB-THT

### Termination Features

Relay Termination Type	Through Hole
------------------------	--------------



### Mechanical Attachment

Relay Mounting Type	Printed Circuit Board
---------------------	-----------------------

### Dimensions

Length Class (Mechanical)	16 – 20 mm
Height Class (Mechanical)	14 – 15 mm
Insulation Clearance Between Contact & Coil	7 mm [.28 in]
Insulation Clearance Class	7 – 11 mm
Width Class (Mechanical)	10 – 12 mm
Product Width	10.2 mm [.4 in]
Product Length	18.2 mm [.717 in]
Product Height	14.8 mm [.579 in]

### Usage Conditions

Environmental Ambient Temperature (Max)	85 °C [185 °F]
Environmental Ambient Temperature Class	70 – 85 °C
Operating Temperature Range	-40 – 85 °C [-40 – 185 °F]

### Packaging Features

Packaging Method	Tray/Box
------------------	----------

### Product Compliance

[For compliance documentation, visit the product page on TE.com>](#)

EU RoHS Directive 2011/65/EU	Compliant
EU ELV Directive 2000/53/EC	Compliant
China RoHS 2 Directive MIIT Order No 32, 2016	No Restricted Materials Above Threshold
EU REACH Regulation (EC) No. 1907/2006	Current ECHA Candidate List: JUNE 2023 (235) Candidate List Declared Against: JAN 2023 (233) Does not contain REACH SVHC
Halogen Content	Not Low Halogen - contains Br or Cl > 900 ppm.
Solder Process Capability	Wave solder capable to 265°C

#### Product Compliance Disclaimer

This information is provided based on reasonable inquiry of our suppliers and represents our current actual knowledge based on the information they provided. This information is subject to change. The part numbers that TE has identified as EU RoHS compliant have a maximum concentration of 0.1% by weight in homogenous materials for lead, hexavalent

chromium, mercury, PBB, PBDE, DBP, BBP, DEHP, DIBP, and 0.01% for cadmium, or qualify for an exemption to these limits as defined in the Annexes of Directive 2011/65/EU (RoHS2). Finished electrical and electronic equipment products will be CE marked as required by Directive 2011/65/EU. Components may not be CE marked. Additionally, the part numbers that TE has identified as EU ELV compliant have a maximum concentration of 0.1% by weight in homogenous materials for lead, hexavalent chromium, and mercury, and 0.01% for cadmium, or qualify for an exemption to these limits as defined in the Annexes of Directive 2000/53/EC (ELV). Regarding the REACH Regulation, the information TE provides on SVHC in articles for this part number is based on the latest European Chemicals Agency (ECHA) 'Guidance on requirements for substances in articles' posted at this URL: <https://echa.europa.eu/guidance-documents/guidance-on-reach>

## Compatible Parts



TE Part # 1-2071556-1  
OJS-SS-105HEF,00000

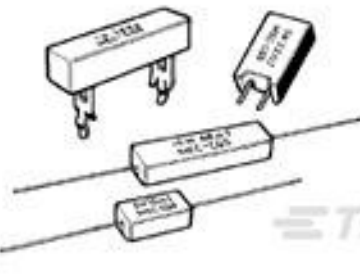


TE Part # 1423091-9  
T9AV1D22-12

## Customers Also Bought




TE Part #292174-4  
CT BOX HDR V SMT 4P O/TAPE NAT



TE Part #2-1623788-1  
SQM5 R10 5% (WIRE)



TE Part #1-2176230-5  
3522 12R 5% 3W



TE Part #3-826925-6  
36P MOD2 STIFT LEI



TE Part #1-1825059-7  
ADF04ST04=DIP SWT,FLUSH,SMT-GW



TE Part #6-2176230-5  
3522 180K 5% 3W



TE Part #4-2176331-2  
CRGP 2512 27K 1%



TE Part #3-1879353-6  
RR02 5% 120K AMMO



TE Part #796136-1  
ASSY, SMT BATTERY CONN



TE Part #1-1437667-5  
4DB-P107-08=4DB SERIES TERMINA

## Documents



### CAD Files

#### 3D PDF

3D

#### Customer View Model

[ENG\\_CVM\\_CVM\\_1-2071556-2\\_A.2d\\_dxf.zip](#)

English

#### Customer View Model

[ENG\\_CVM\\_CVM\\_1-2071556-2\\_A.3d\\_igs.zip](#)

English

#### Customer View Model

[ENG\\_CVM\\_CVM\\_1-2071556-2\\_A.3d\\_stp.zip](#)

English

By downloading the CAD file I accept and agree to the [Terms and Conditions](#) of use.

### Datasheets & Catalog Pages

#### [OJS\\_10A/16A.STD](#)

English

#### [OJS Power Miniature PCB 10A / 16A Relays](#)

English

### Product Specifications

#### [Definitions General Purpose Relays](#)

English

### Product Environmental Compliance

#### [Product Compliance](#)

English

#### [Product Compliance](#)

English

### Agency Approvals

#### [UL](#)

English