

1-1986712-5 ✓ ACTIVE

Buchanan

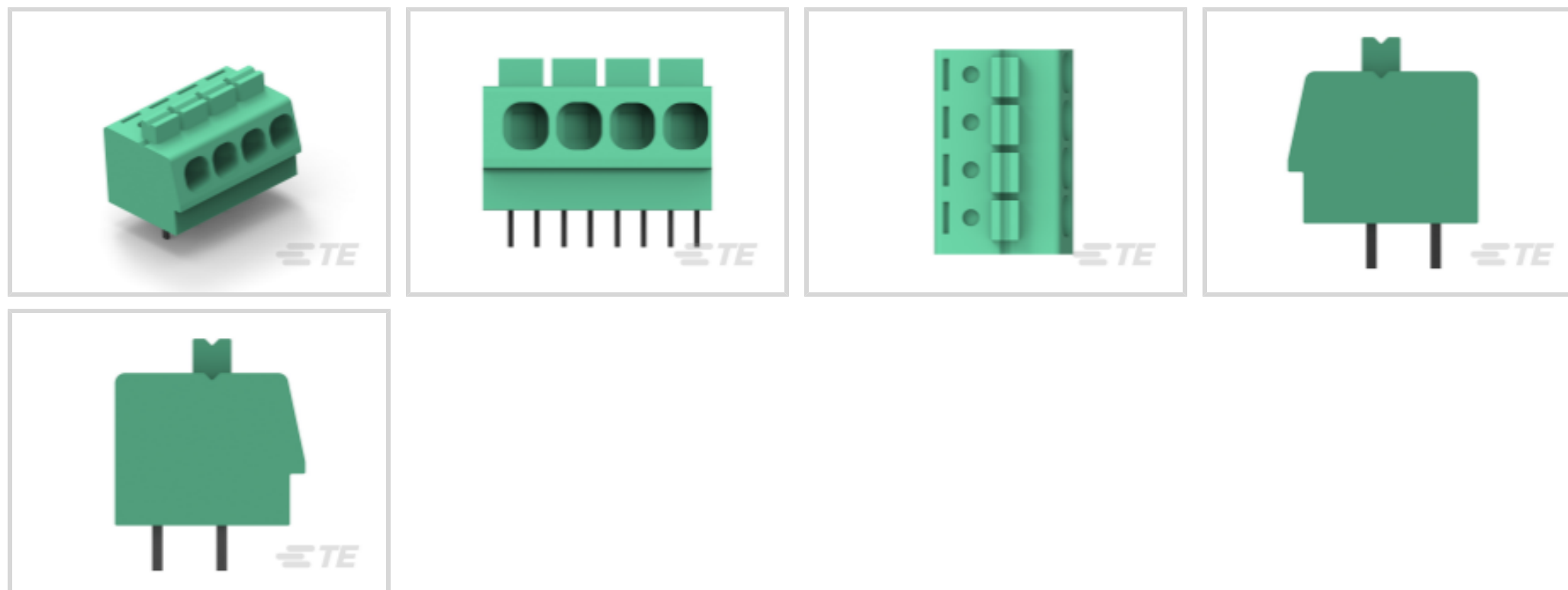
TE Internal #: 1-1986712-5

PCB Terminal Blocks, Header, Wire-to-Board, 15 Position, .2 in [5.08 mm] Centerline, 2 Row, 90° Wire Entry Angle, 30 – 12 AWG Wire Size

[View on TE.com >](#)



Connectors > Terminal Blocks & Strips > PCB Terminal Blocks



Terminal Block Connector Type: **Header**

Connector System: **Wire-to-Board**

Number of Positions: **15**

Centerline (Pitch): **5.08 mm [ .2 in ]**

Number of Rows: **2**

## Features

### Product Type Features

Wire Protection	With
Terminal Block Connector Type	Header
Connector System	Wire-to-Board
Connector & Contact Terminates To	Printed Circuit Board

### Configuration Features

Wire Entry Location	Side
Stacking Configuration	Side Stackable
Number of Positions	15
Number of Rows	2
Wire Entry Angle	90°

### Electrical Characteristics

Operating Voltage	300 VAC
-------------------	---------

### Body Features

Lever Color	White
-------------	-------



Primary Product Color	Green
-----------------------	-------

Product Orientation	Vertical
---------------------	----------

### Contact Features

Contact Mating Area Length	3.5 mm[.138 in]
----------------------------	-----------------

Contact Mating Area Plating Material	Tin
--------------------------------------	-----

Contact Base Material	Copper Alloy
-----------------------	--------------

Contact Current Rating (Max)	16 A
------------------------------	------

### Termination Features

Termination Post & Tail Length	3.5 mm[.138 in]
--------------------------------	-----------------

Termination Method to Printed Circuit Board	Through Hole - Solder
---	-----------------------

Termination Method to Wire & Cable	Push-in, Spring Terminal
------------------------------------	--------------------------

### Mechanical Attachment

Connector Mounting Type	Board Mount
-------------------------	-------------

### Housing Features

Housing Material	PA 66
------------------	-------

Centerline (Pitch)	5.08 mm[.2 in]
--------------------	----------------

### Dimensions

Wire Size	.05 – 3 mm <sup>2</sup>
-----------	-------------------------

### Usage Conditions

Operating Temperature Range	-40 – 110 °C[-40 – 230 °F]
-----------------------------	----------------------------

### Operation/Application

Circuit Application	Power & Signal
---------------------	----------------

### Packaging Features

Packaging Quantity	50
--------------------	----

### Product Compliance

[For compliance documentation, visit the product page on TE.com>](#)

EU RoHS Directive 2011/65/EU	Compliant
------------------------------	-----------

EU ELV Directive 2000/53/EC	Compliant
-----------------------------	-----------

China RoHS 2 Directive MIIT Order No 32, 2016	No Restricted Materials Above Threshold
---	---

EU REACH Regulation (EC) No. 1907/2006	Current ECHA Candidate List: JUNE 2023 (235)
--	--



Candidate List Declared Against: JUNE 2022 (224)

Does not contain REACH SVHC

Halogen Content

Low Halogen - Br, Cl, F, I < 900 ppm per homogenous material. Also BFR/CFR/PVC Free

Solder Process Capability

Wave solder capable to 265°C

Product Compliance Disclaimer

This information is provided based on reasonable inquiry of our suppliers and represents our current actual knowledge based on the information they provided. This information is subject to change. The part numbers that TE has identified as EU RoHS compliant have a maximum concentration of 0.1% by weight in homogenous materials for lead, hexavalent chromium, mercury, PBB, PBDE, DBP, BBP, DEHP, DIBP, and 0.01% for cadmium, or qualify for an exemption to these limits as defined in the Annexes of Directive 2011/65/EU (RoHS2). Finished electrical and electronic equipment products will be CE marked as required by Directive 2011/65/EU. Components may not be CE marked. Additionally, the part numbers that TE has identified as EU ELV compliant have a maximum concentration of 0.1% by weight in homogenous materials for lead, hexavalent chromium, and mercury, and 0.01% for cadmium, or qualify for an exemption to these limits as defined in the Annexes of Directive 2000/53/EC (ELV). Regarding the REACH Regulation, the information TE provides on SVHC in articles for this part number is based on the latest European Chemicals Agency (ECHA) 'Guidance on requirements for substances in articles' posted at this URL: <https://echa.europa.eu/guidance-documents/guidance-on-reach>

### Compatible Parts



TE Part # 1-1986711-5  
SCREWLESS, SW,15P,5.0 PCB



TE Part # 1-1986816-5  
15P TB,PCB MNT,SPRNG, HIGH TEMP, 5.08MM


### Customers Also Bought



TE Part #179228-5  
CT CRIMP TYPE REC HSG




TE Part #328527  
TERMINAL,PG R 16-14 8



TE Part #5745171-2  
SIZE 1 ASSY KIT .200



TE Part #745508-2  
FERRULE SPLIT RING, HD



TE Part #5745172-3  
SIZE 2 ASSY KIT CBL CLAMP



TE Part #745508-6  
FERRULE SPLIT RING, HD



TE Part #5053044060  
RNF-100-3/16-0-SP



TE Part #5052912021  
RNF-100-1/16-4-STK



TE Part #EM7507-000  
X4-6.0-0-SP-SM



TE Part #768945-1  
TIP, INSERTER, HDE

## Documents

### Product Drawings

SCREWLESS, SW,15P,5.08 PCB

English

### CAD Files

3D PDF

3D

Customer View Model

[ENG\\_CVM\\_CVM\\_1-1986712-5\\_B.2d\\_dxf.zip](#)

English

Customer View Model

[ENG\\_CVM\\_CVM\\_1-1986712-5\\_B.3d\\_igs.zip](#)

English

Customer View Model

[ENG\\_CVM\\_CVM\\_1-1986712-5\\_B.3d\\_stp.zip](#)

English

By downloading the CAD file I accept and agree to the [Terms and Conditions](#) of use.

### Agency Approvals

VDE Certificate

English