



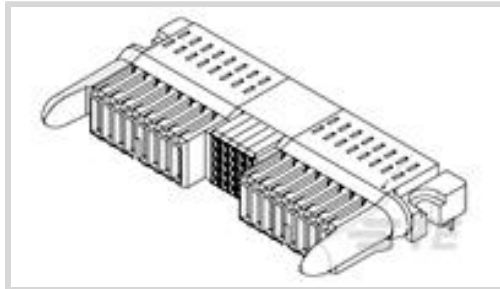
**MINIPAK**

TE Internal #: 1-1926721-6

Rectangular Power Connectors, Header, Receptacle, Board-to-Board, 87 Position, 2.75 mm / 2 mm [.108 in / .079 in] Centerline, Printed Circuit Board

[View on TE.com >](#)

Connectors > Power Connectors > Rectangular Power > Rectangular Power Connectors



Rectangular Power Connector Type: **Header**  
 Connector & Housing Type: **Receptacle**  
 Connector System: **Board-to-Board**  
 Number of Positions: **87**  
 Centerline (Pitch): **2 mm, 2.75 mm [.079 in, .108 in]**

**Features**

**Product Type Features**

Rectangular Power Connector Type	Header
Connector & Housing Type	Receptacle
Connector System	Board-to-Board
Sealable	No
Connector & Contact Terminates To	Printed Circuit Board

**Configuration Features**

Mating & Unmating Configuration	Make First / Break Last
Number of Positions	87
PCB Mount Orientation	Right Angle
Number of Power Positions	6, 12
Number of Signal Positions	15
Number of Rows	5
Board-to-Board Configuration	Co-Planar

**Electrical Characteristics**

Insulation Resistance	1000 MΩ
Operating Voltage	250 VDC

**Body Features**

Connector Profile	Low
-------------------	-----



### Contact Features

PCB Contact Termination Area Plating Material Thickness	.5 $\mu\text{m}$ [19.685 $\mu\text{in}$ ][20 $\mu\text{in}$ ]
Contact Layout	Matrix
Contact Underplating Material Thickness	1.27 $\mu\text{m}$ [50 $\mu\text{in}$ ]
Contact Mating Area Plating Material	Gold
Contact Shape & Form	Single Beam
Contact Underplating Material	Nickel
Contact Base Material	Copper Alloy, Phosphor Bronze
Contact Current Rating (Max)	16 A
Contact Retention Within Housing	With
Contact Type	Receptacle
PCB Contact Termination Area Plating Material	Tin
Contact Mating Area Plating Material Thickness	.76 $\mu\text{m}$ [30 $\mu\text{in}$ ]

### Termination Features

Termination Post & Tail Length	3.3 mm[.13 in]
Termination Method to Printed Circuit Board	Through Hole - Press-Fit, Through Hole - Solder

### Mechanical Attachment

PCB Mount Alignment Type	Boardlock
Mating Alignment Type	Passive Guide
Mating Retention	Without
Mating Alignment	With
PCB Mount Alignment	With
PCB Mount Retention	With
PCB Mount Retention Type	Boardlock
Connector Mounting Type	Board Mount

### Housing Features

Centerline (Pitch)	2 mm, 2.75 mm[.079 in][.108 in]
Housing Color	Black
Housing Material	Thermoplastic

### Dimensions

Connector Height	8 mm[.315 in]
PCB Thickness (Recommended)	.06 mm[1.4 in]



Product Width	36.58 mm[1.44 in]
Product Length	55.12 mm[2.17 in]
Row-to-Row Spacing	2 mm[.079 in]

### Usage Conditions

Operating Temperature Range	-40 – 125 °C[-40 – 257 °F]
-----------------------------	----------------------------

### Operation/Application

Circuit Application	Power & Signal
---------------------	----------------

### Industry Standards

CSA Rating	Certified
UL Rating	Recognized
Agency/Standard	CSA, UL
Approved Standards	UL E28476
UL Flammability Rating	UL 94V-0
Glow Wire Rating	Standard Part - Not Glow Wire

### Packaging Features

Packaging Quantity	24
Packaging Method	Box, Box & Tray

### Product Compliance

[For compliance documentation, visit the product page on TE.com>](#)

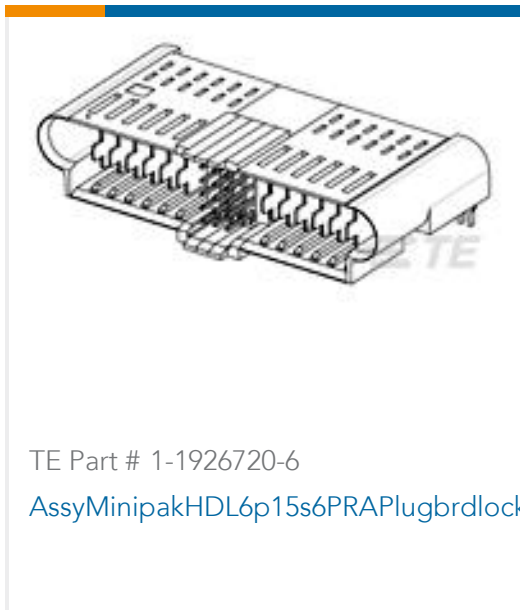
EU RoHS Directive 2011/65/EU	Compliant
EU ELV Directive 2000/53/EC	Compliant
China RoHS 2 Directive MIIT Order No 32, 2016	No Restricted Materials Above Threshold
EU REACH Regulation (EC) No. 1907/2006	Current ECHA Candidate List: JUNE 2023 (235) Candidate List Declared Against: JUNE 2023 (235) Does not contain REACH SVHC
Halogen Content	Not Low Halogen - contains Br or Cl > 900 ppm.
Solder Process Capability	Not applicable for solder process capability

#### Product Compliance Disclaimer


This information is provided based on reasonable inquiry of our suppliers and represents our current actual knowledge based on the information they provided. This information is subject to change. The part numbers that TE has identified as EU RoHS compliant have a maximum concentration of 0.1% by weight in homogenous materials for lead, hexavalent

chromium, mercury, PBB, PBDE, DBP, BBP, DEHP, DIBP, and 0.01% for cadmium, or qualify for an exemption to these limits as defined in the Annexes of Directive 2011/65/EU (RoHS2). Finished electrical and electronic equipment products will be CE marked as required by Directive 2011/65/EU. Components may not be CE marked. Additionally, the part numbers that TE has identified as EU ELV compliant have a maximum concentration of 0.1% by weight in homogenous materials for lead, hexavalent chromium, and mercury, and 0.01% for cadmium, or qualify for an exemption to these limits as defined in the Annexes of Directive 2000/53/EC (ELV). Regarding the REACH Regulation, the information TE provides on SVHC in articles for this part number is based on the latest European Chemicals Agency (ECHA) 'Guidance on requirements for substances in articles' posted at this URL: <https://echa.europa.eu/guidance-documents/guidance-on-reach>

## Compatible Parts



## Customers Also Bought



## Documents

### Product Drawings

[AssyMinipakHDL6p15s6PRArecptbrdlock](#)

English

### CAD Files

[3D PDF](#)

[3D](#)

[Customer View Model](#)



[ENG\\_CVM\\_CVM\\_1-1926721-6\\_D.2d\\_dxf.zip](#)

English

**Customer View Model**

[ENG\\_CVM\\_CVM\\_1-1926721-6\\_D.3d\\_igs.zip](#)

English

**Customer View Model**

[ENG\\_CVM\\_CVM\\_1-1926721-6\\_D.3d\\_stp.zip](#)

English

By downloading the CAD file I accept and agree to the [Terms and Conditions](#) of use.

---

### Datasheets & Catalog Pages

[POWER\\_CONNECTORS\\_CATALOG\\_SEC01\\_BOARD\\_TO\\_BOARD](#)

English

[2\\_PIECE\\_POWER\\_CONNECTORS\\_qrg\\_4-1773458-1](#)

English

[8-1773448-5 MINIPAK HDL Connectors Datasheet](#)

English

[8-1773448-5 MINIPAK HDL Connectors Datasheet](#)

English

---

### Product Specifications

[Application Specification](#)

English