



Relays, Contactors & Switches > Relays > Power Relays



Power Relay Type: **Standard**

Coil Magnetic System: **Monostable, DC**

Coil Power Rating DC: **530 mW**

Coil Resistance: **1086 Ω**

Coil Special Features: **UL Coil Insulation Class F**

Features

Product Type Features

Power Relay Type	Standard
------------------	----------

Electrical Characteristics

Insulation Initial Dielectric Between Coil & Contact Class	2500 – 5000 V, 4000 – 5000 V, 5000 V
Vibration	5G's, 0 - 500Hz
Insulation Initial Dielectric Between Open Contacts	1000 Vrms
Contact Limiting Making Current	16 A
Contact Limiting Continuous Current	16 A
Insulation Creepage Class	8 mm
Coil Power Rating Class	500 – 600 mW
Shock	100G's, 6ms
Insulation Initial Dielectric Between Contacts & Coil	5000 Vrms
Insulation Creepage Between Contact & Coil	8 mm [.315 in]
Coil Magnetic System	Monostable, DC
Coil Power Rating DC	530 mW
Coil Resistance	1086 Ω
Coil Special Features	UL Coil Insulation Class F
Coil Voltage Rating	24 VDC
Contact Switching Load (Min)	100mA @ 5V
Contact Switching Voltage (Max)	400 VAC

Contact Voltage Rating	250 VAC
------------------------	---------

Body Features

Product Weight	11 g[.388 oz]
Case Color	Natural

Contact Features

Contact Plating Material	Silver Nickel
Switch Arrangement	1 Form A (SPST-NO)
Contact Arrangement	1 Form A (NO)
Contact Current Class	10 – 20 A, 15 – 20 A, 16 A
Contact Current Rating (Max)	16 A
Contact Material	AgNi90/10
Contact Number of Poles	1
Relay Terminal Type	PCB-THT

Mechanical Attachment

Relay Mounting Type	Printed Circuit Board
---------------------	-----------------------

Dimensions

Length Class (Mechanical)	25 – 30 mm
Insulation Clearance Class	5 – 8 mm
Height Class (Mechanical)	16 – 20 mm
Width Class (Mechanical)	12 – 16 mm
Product Width	12.8 mm[.504 in]
Product Length	29 mm[1.142 in]
Product Height	17.9 mm[.705 in]

Usage Conditions

Environmental Ambient Temperature (Max)	85 °C[185 °F]
Operating Temperature Range	-40 – 85 °C[-40 – 185 °F]

Packaging Features

Packaging Method	Carton & Tube
------------------	---------------

Product Compliance

For compliance documentation, visit the product page on [TE.com](https://www.te.com)>

EU RoHS Directive 2011/65/EU	Compliant
------------------------------	-----------

EU ELV Directive 2000/53/EC	Compliant
China RoHS 2 Directive MIIT Order No 32, 2016	No Restricted Materials Above Threshold
EU REACH Regulation (EC) No. 1907/2006	Current ECHA Candidate List: JUNE 2023 (235) Candidate List Declared Against: JUL 2021 (219) Does not contain REACH SVHC
Halogen Content	Not Low Halogen - contains Br or Cl > 900 ppm.
Solder Process Capability	Wave solder capable to 265°C

Product Compliance Disclaimer

This information is provided based on reasonable inquiry of our suppliers and represents our current actual knowledge based on the information they provided. This information is subject to change. The part numbers that TE has identified as EU RoHS compliant have a maximum concentration of 0.1% by weight in homogenous materials for lead, hexavalent chromium, mercury, PBB, PBDE, DBP, BBP, DEHP, DIBP, and 0.01% for cadmium, or qualify for an exemption to these limits as defined in the Annexes of Directive 2011/65/EU (RoHS2). Finished electrical and electronic equipment products will be CE marked as required by Directive 2011/65/EU. Components may not be CE marked. Additionally, the part numbers that TE has identified as EU ELV compliant have a maximum concentration of 0.1% by weight in homogenous materials for lead, hexavalent chromium, and mercury, and 0.01% for cadmium, or qualify for an exemption to these limits as defined in the Annexes of Directive 2000/53/EC (ELV). Regarding the REACH Regulation, the information TE provides on SVHC in articles for this part number is based on the latest European Chemicals Agency (ECHA) 'Guidance on requirements for substances in articles' posted at this URL: <https://echa.europa.eu/guidance-documents/guidance-on-reach>

Compatible Parts



TE Part # 1-1833011-5
RZF1-1A6-L006



TE Part # 1-1833011-6
RZF1-1A6-L009



TE Part # 1-1833011-7
RZF1-1A6-L012



TE Part # 1-1833011-8
RZF1-1A6-L018



TE Part # 1833011-1
RZF1-1A4-L005



TE Part # 1833011-2
RZF1-1A4-L006



TE Part # 1833011-3
RZF1-1A4-L009



TE Part # 1833011-4
RZF1-1A4-L012



TE Part # 1833011-6
RZF1-1A4-L024



TE Part # 1833011-7
RZF1-1A4-L048



TE Part # 2-1833011-0
RZF1-1A6-L048



TE Part # 2-1833011-8
RZF1-1A6-L005

Also in the Series


Customers Also Bought



TE Part #2-1624094-2
3613C 0.22UH 20%




TE Part #4-1825059-1
ADF08ST04=DIP SWT,FLUSH,SMT-GW



TE Part #216602-5
5P HV190 FEDERLEIS



TE Part #1-2176308-8
RP 1E 0.1W 200K 0.1% 25PPM 5K RL




TE Part #1-215079-0
MICRO-MATCH FOB.10P



TE Part #925370-9
MOD IV REC HSG, 2X9P



TE Part #2-2062836-9
FORFAIT SRO PINCE



TE Part #739678-1
RACCORD V13-NG-90°

Documents

CAD Files

3D PDF

3D

Customer View Model

[ENG_CVM_CVM_1-1833011-9_B.2d_dxf.zip](#)

English

Customer View Model

[ENG_CVM_CVM_1-1833011-9_B.3d_igs.zip](#)

English

Customer View Model

[ENG_CVM_CVM_1-1833011-9_B.3d_stp.zip](#)

English

By downloading the CAD file I accept and agree to the [Terms and Conditions](#) of use.

Datasheets & Catalog Pages



[RZF Relay Product Flyer](#)

English

[RZF Relay Datasheet](#)

English

[Product Specifications](#)

[Definitions General Purpose Relays](#)

English

[Agency Approvals](#)

[RZF_CQC_S_C1](#)

English

[RZF_CQC_SZ_C1](#)

English