



HPI


TE Internal #: 1-1775441-3

Housing, Receptacle, Wire-to-Wire, 13 Position, .059 in [1.5 mm]  
Centerline, Crimp, 1 Row, Natural, Mating Retention, Wire & Cable,  
HPI

[View on TE.com >](#)

Connectors > PCB Connectors > Wire-to-Board Connectors > Wire-to-Board Connector Assemblies & Housings >

AMP HPI 1.5 mm Receptacle Housings



Connector Product Type: **Housing**

Connector & Housing Type: **Receptacle**

Connector System: **Wire-to-Wire**

Number of Positions: **13**

Centerline (Pitch): **1.5 mm [ .059 in ]**

[All AMP HPI 1.5 mm Receptacle Housings \(15\)](#)

## Features

### Product Type Features

Connector Product Type	Housing
Connector & Housing Type	Receptacle
Connector System	Wire-to-Wire
Sealable	No
Connector & Contact Terminates To	Wire & Cable

### Configuration Features

Number of Positions	13
Number of Rows	1

### Electrical Characteristics

Operating Voltage	250 VAC
-------------------	---------

### Body Features

--	--



Primary Product Color	Natural
-----------------------	---------

### Contact Features

Contact Layout	Inline
----------------	--------

Contact Type	Socket
--------------	--------

Contact Current Rating (Max)	3 A
------------------------------	-----

### Termination Features

Termination Method to Wire & Cable	Crimp
------------------------------------	-------

### Mechanical Attachment

Strain Relief	Without
---------------	---------

Panel Mount Feature	Without
---------------------	---------

PCB Mount Retention	Without
---------------------	---------

Mating Retention Type	Lock
-----------------------	------

Mating Retention	With
------------------	------

Connector Mounting Type	Cable Mount (Free-Hanging)
-------------------------	----------------------------

### Housing Features

Housing Entry Configuration	Both Ends Closed
-----------------------------	------------------

Housing Material	Thermoplastic
------------------	---------------

Centerline (Pitch)	1.5 mm [.059 in]
--------------------	------------------

### Dimensions

Connector Length	20.6 mm [.811 in]
------------------	-------------------

Connector Height	2.7 mm [.106 in]
------------------	------------------

Connector Width	6.15 mm [.245 in]
-----------------	-------------------

Wire Size	.05 – .02 mm <sup>2</sup>
-----------	---------------------------

### Usage Conditions

Operating Temperature Range	-55 – 105 °C [-67 – 221 °F]
-----------------------------	-----------------------------

### Operation/Application

Circuit Application	Power & Signal
---------------------	----------------

### Industry Standards

UL Flammability Rating	UL 94V-0
------------------------	----------

### Packaging Features

Packaging Quantity	1000
--------------------	------

Packaging Method

Bag

## Product Compliance

[For compliance documentation, visit the product page on TE.com>](#)

EU RoHS Directive 2011/65/EU

Compliant

EU ELV Directive 2000/53/EC

Compliant

China RoHS 2 Directive MIIT Order No 32, 2016

No Restricted Materials Above Threshold

EU REACH Regulation (EC) No. 1907/2006

Current ECHA Candidate List: JUNE 2023 (235)  
Candidate List Declared Against: JUNE 2023 (235)  
Does not contain REACH SVHC

Halogen Content

Low Halogen - Br, Cl, F, I < 900 ppm per homogenous material. Also BFR/CFR/PVC Free

Solder Process Capability

Not applicable for solder process capability

### Product Compliance Disclaimer

This information is provided based on reasonable inquiry of our suppliers and represents our current actual knowledge based on the information they provided. This information is subject to change. The part numbers that TE has identified as EU RoHS compliant have a maximum concentration of 0.1% by weight in homogenous materials for lead, hexavalent chromium, mercury, PBB, PBDE, DBP, BBP, DEHP, DIBP, and 0.01% for cadmium, or qualify for an exemption to these limits as defined in the Annexes of Directive 2011/65/EU (RoHS2). Finished electrical and electronic equipment products will be CE marked as required by Directive 2011/65/EU. Components may not be CE marked. Additionally, the part numbers that TE has identified as EU ELV compliant have a maximum concentration of 0.1% by weight in homogenous materials for lead, hexavalent chromium, and mercury, and 0.01% for cadmium, or qualify for an exemption to these limits as defined in the Annexes of Directive 2000/53/EC (ELV). Regarding the REACH Regulation, the information TE provides on SVHC in articles for this part number is based on the latest European Chemicals Agency (ECHA) 'Guidance on requirements for substances in articles' posted at this URL: <https://echa.europa.eu/guidance-documents/guidance-on-reach>


## Compatible Parts



Also in the Series | [HPI](#)



PCB Headers &amp; Receptacles(362)

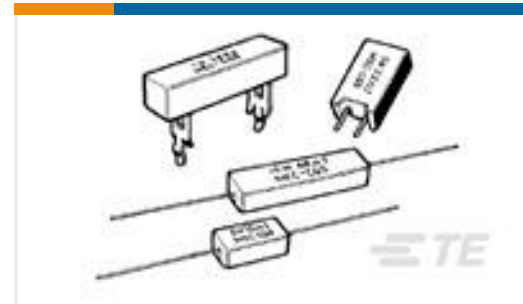
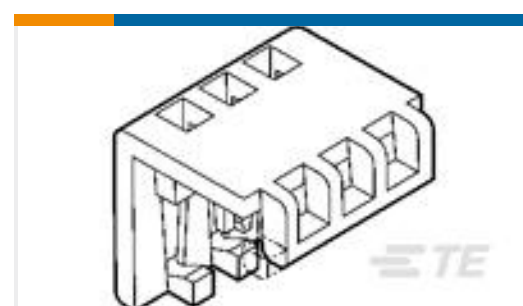


Wire-to-Board Connector Assemblies &amp; Housings(139)



Wire-to-Board Connector Contacts(2)

## Customers Also Bought

TE Part #172061-3  
DRAWER CONN 12P MALETE Part #3-1623789-2  
SQM7 330R 5% (WIRE)TE Part #1-2307817-0  
10P,2MM,BB,REC,DRV,T,SMD,0.1AU,  
TR,W/CPTE Part #2342839-1  
AVP19M FLAT AIO RGB R 500MM/1X6TE Part #4-173977-7  
CT CONN MT REC ASSY 7P YELLOWTE Part #72350000-000  
GCT-121-250TE Part #1-1627024-1  
H1191/R2500TE Part #1-103648-9  
20 MTE RCPT HSG SR RIB .100CLTE Part #2271284-1  
DUST CAP FOR ENCODERTE Part #2-643075-3  
23P MTA100 MOLDED COVER

## Documents

### Product Drawings

[EMIX CONN., 1.5MM PITCH, RCPT, HSG, 13P](#)

English

### CAD Files

[Customer View Model](#)

[ENG\\_CVM\\_CVM\\_1-1775441-3\\_B.2d\\_dxf.zip](#)

English

[3D PDF](#)



3D

Customer View Model

[ENG\\_CVM\\_CVM\\_1-1775441-3\\_B.3d\\_igs.zip](#)

English

Customer View Model

[ENG\\_CVM\\_CVM\\_1-1775441-3\\_B.3d\\_stp.zip](#)

English

By downloading the CAD file I accept and agree to the [Terms and Conditions](#) of use.

---

## Datasheets & Catalog Pages

[HPI Connectors QRG](#)

English

---

## Product Specifications

[Application Specification](#)

English