

1-1744489-1 ✓ ACTIVE



Economy Power

TE Internal #: 1-1744489-1

PCB Mount Header, Vertical, Wire-to-Board, 11 Position, 3.96 mm [.

156 in] Centerline, Partially Shrouded, Tin, Through Hole - Solder,

Economy Power

[View on TE.com >](#)

Connectors > PCB Connectors > PCB Headers & Receptacles



Connector System: **Wire-to-Board**

Number of Positions: **11**

Number of Rows: **1**

Centerline (Pitch): **3.96 mm [.156 in]**

PCB Mount Orientation: **Vertical**

Features

Product Type Features

Connector System	Wire-to-Board
Header Type	Partially Shrouded
Sealable	No
Connector & Contact Terminates To	Printed Circuit Board
PCB Connector Assembly Type	PCB Mount Header

Configuration Features

Connector Contact Load Condition	Fully Loaded
Number of Positions	11
Number of Rows	1
PCB Mount Orientation	Vertical

Electrical Characteristics

Operating Voltage	250 VAC
-------------------	---------

Body Features

Primary Product Color	Natural
-----------------------	---------



Contact Features

Contact Mating Area Length	7.7 mm[.303 in]
Mating Square Post Dimension	1.14 mm[.045 in]
PCB Contact Termination Area Plating Material Thickness	3 μ m[120 μ in]
Contact Layout	Inline
Contact Underplating Material Thickness	1 μ m[39.37 μ in]
Contact Mating Area Plating Material Thickness	3 μ m[120 μ in]
PCB Contact Termination Area Plating Material Finish	Matte
Contact Shape & Form	Square
Contact Mating Area Plating Material Finish	Matte
Contact Underplating Material	Nickel
PCB Contact Termination Area Plating Material	Tin
Contact Base Material	Brass
Contact Mating Area Plating Material	Tin
Contact Type	Pin
Contact Current Rating (Max)	8 A

Termination Features

Square Termination Post & Tail Dimension	1.14 mm[.045 in]
Termination Post & Tail Length	3.69 mm[.145 in]
Termination Method to Printed Circuit Board	Through Hole - Solder

Mechanical Attachment

Mating Alignment Type	Polarization
Mating Retention	Without
Panel Mount Feature	Without
Mating Retention Type	Latch
Connector Mounting Type	Board Mount
Mating Alignment	With
PCB Mount Alignment	Without
PCB Mount Retention	Without

Housing Features

Housing Material	Nylon
Centerline (Pitch)	3.96 mm[.156 in]



Dimensions

	1.715 in
Connector Height	10.91 mm[.429 in]
Connector Width	8.6 mm[.33 in]
PCB Thickness (Recommended)	1.6 mm[.063 in]

Usage Conditions

Operating Temperature Range	-25 – 105 °C[-13 – 221 °F]
-----------------------------	----------------------------

Operation/Application

Circuit Application	Power
---------------------	-------

Industry Standards

Glow Wire Rating	Glow Wire
Agency/Standard	UL
Approved Standards	UL E28476
UL Flammability Rating	UL 94V-0

Packaging Features

Packaging Quantity	500
Packaging Type	Bag

Product Compliance

[For compliance documentation, visit the product page on TE.com>](#)

EU RoHS Directive 2011/65/EU	Compliant
EU ELV Directive 2000/53/EC	Compliant
China RoHS 2 Directive MIIT Order No 32, 2016	No Restricted Materials Above Threshold
EU REACH Regulation (EC) No. 1907/2006	Current ECHA Candidate List: JUNE 2023 (235) Candidate List Declared Against: JUNE 2023 (235) Does not contain REACH SVHC
Halogen Content	Not Low Halogen - contains Br or Cl > 900 ppm.
Solder Process Capability	Wave solder capable to 265°C

Product Compliance Disclaimer

This information is provided based on reasonable inquiry of our suppliers and represents our current actual knowledge based on the information they provided. This information is subject to change. The part numbers that TE has identified as EU RoHS compliant have a maximum concentration of 0.1% by weight in homogenous materials for lead, hexavalent



chromium, mercury, PBB, PBDE, DBP, BBP, DEHP, DIBP, and 0.01% for cadmium, or qualify for an exemption to these limits as defined in the Annexes of Directive 2011/65/EU (RoHS2). Finished electrical and electronic equipment products will be CE marked as required by Directive 2011/65/EU. Components may not be CE marked. Additionally, the part numbers that TE has identified as EU ELV compliant have a maximum concentration of 0.1% by weight in homogenous materials for lead, hexavalent chromium, and mercury, and 0.01% for cadmium, or qualify for an exemption to these limits as defined in the Annexes of Directive 2000/53/EC (ELV). Regarding the REACH Regulation, the information TE provides on SVHC in articles for this part number is based on the latest European Chemicals Agency (ECHA) 'Guidance on requirements for substances in articles' posted at this URL: <https://echa.europa.eu/guidance-documents/guidance-on-reach>

Compatible Parts



TE Part # 1-1744416-1
11 POS EP II HSG, GLOW WIRE



TE Part # 1-1744524-9
09P EP HDR NO 2,4,6,8 PIN V0 GWT



TE Part # 1-1744544-1
EP II TPA 11P, BLACK



TE Part # 1744524-9
09P EP HDR NO 7 PIN V0 GWT



TE Part # 2-1744435-5
EP 05P V-HDR ASY NO 4 PIN



TE Part # 2-1744524-6
EP 06P HEADER ASY NO 2 PIN



TE Part # 2-1744524-9
09P EP HDR NO 2,4,7 PIN V0 GWT



TE Part # 3-1744524-0
EP 10P HDR NO3,5,7,9PINS V0GWT



TE Part # 3-1744524-1
EP 11P HEADER ASY NO 2,6 PINS




TE Part # 4-1744524-6
EP 06P HEADER ASY NO 5 PIN




TE Part # 8-1744524-7
3.96 EP HDR ASY 07P NO2,4,6PIN,NO PEG,GW

Also in the Series | Economy Power




Connector Contacts(1)




Insertion & Extraction Tools(1)



PCB Headers & Receptacles(162)



PCB Latches, Locks & Retainers(2)



Power Contacts(8)



Rectangular Connector Housings(1)



Rectangular Power Connectors(302)

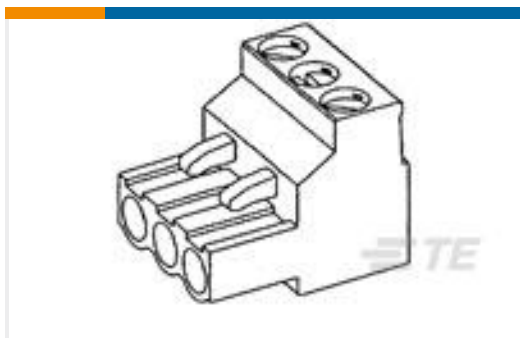


Wire-to-Board Connector Assemblies & Housings(142)




Wire-to-Board Connector Contacts(6)

Customers Also Bought



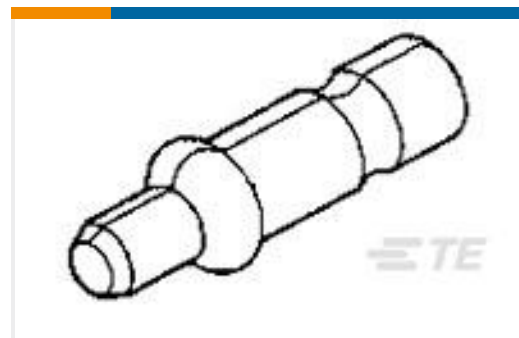
TE Part #796634-3
3 POS 5.08MM R/A PLUG,TRM BLK



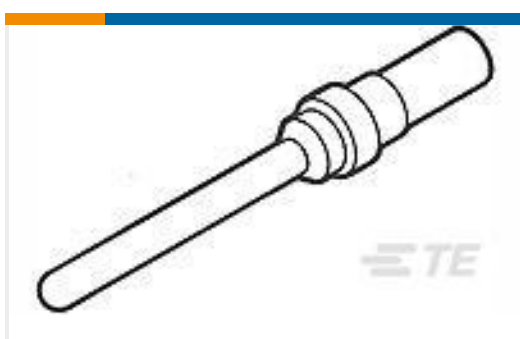
TE Part #644752-6
06P MTA156 HDR ASSY SQ STR F/L



TE Part #3-1437565-0
FSM2JSMATR=ON T/R



TE Part #61137-1
.093 PCB PIN .0126 PTP PH/BZ



TE Part #205089-1
HD 20 PIN CONTACT



TE Part #1744357-6
3.96 EP SHROUDED HDR ASSY 6P W /PEGS



TE Part #1-1744429-0
3.96 EP HDR ASSY 10P W/PEGS, GW

Documents

Product Drawings

[3.96 EP HDR ASY 11P NO PEG, GW](#)

English

CAD Files

[3D PDF](#)

[3D](#)

[Customer View Model](#)

[ENG_CVM_CVM_1-1744489-1_D.2d_dxf.zip](#)



English

Customer View Model

[ENG_CVM_CVM_1-1744489-1_D.3d_igs.zip](#)

English

Customer View Model

[ENG_CVM_CVM_1-1744489-1_D.3d_stp.zip](#)

English

By downloading the CAD file I accept and agree to the [Terms and Conditions](#) of use.

Datasheets & Catalog Pages

[Economy Power II \(EP II\) Glow Wire test compliant connectors](#)

English

[1-1773885-9 Economy Power Connectors](#)

English

Product Specifications

[Application Specification](#)

Japanese