



Connectors > Automotive Connectors > Automotive Housings



Connector System: Wire-to-Board, Wire-to-Device, Wire-to-Wire

Number of Positions: 2

Connector & Housing Type: Housing for Female Terminals

Centerline (Pitch): 4 mm [.157 in]

Sealable: Yes

Features

Product Type Features

Mixed & Hybrid Connector	No
Connector Shape	Rectangular
Connector System	Wire-to-Board, Wire-to-Device, Wire-to-Wire
Connector & Housing Type	Housing for Female Terminals
Sealable	Yes
Connector & Contact Terminates To	Wire & Cable
Primary Locking Feature	On the Terminal

Configuration Features

Number of Positions	2
Number of Rows	1

Electrical Characteristics

Nominal Voltage Architecture	12 V
------------------------------	------

Body Features

Cable Exit Angle	180°
Primary Product Color	Black
Connector & Keying Code	A

Contact Features

--	--



Contact Size	1.2mm
Contact Type	Receptacle
Mating Tab Width	1.2 mm[.047 in]
Contact Current Rating (Max)	25 A

Mechanical Attachment

Terminal Position Assurance	Yes
Mating Alignment Type	Keyed
Mating Alignment	With
Connector Mounting Type	Cable Mount (Free-Hanging)

Housing Features

Housing Material	PA GF
Centerline (Pitch)	4 mm[.157 in]

Dimensions

Connector Height	14.8 mm[.583 in]
Product Width	26.5 mm[1.043 in]
Product Length	15 mm[.591 in]

Usage Conditions

Operating Temperature (Max)	70 °C, 75 °C, 80 °C, 85 °C, 90 °C, 100 °C, 105 °C, 110 °C, 120 °C, 125 °C, 130 °C[158 °F][167 °F][176 °F][185 °F][194 °F][212 °F][221 °F][230 °F][248 °F][257 °F][266 °F]
Operating Temperature Range	-40 – 130 °C[-40 – 266 °F]

Operation/Application

Circuit Application	Power
---------------------	-------

Industry Standards

Degree of Protection	IP6K9K
----------------------	--------

Other

Serviceable	Yes
Connector Position Assurance Capable	Yes

Product Compliance

For compliance documentation, visit the product page on TE.com>

EU RoHS Directive 2011/65/EU	Compliant
------------------------------	-----------



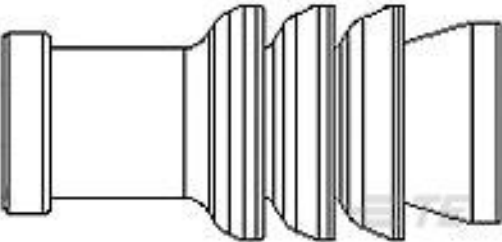
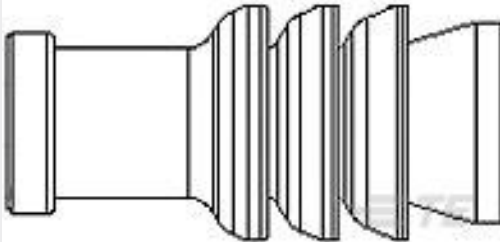
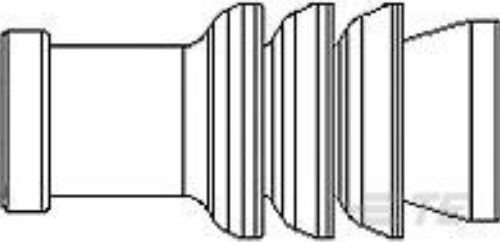





EU ELV Directive 2000/53/EC	Compliant
China RoHS 2 Directive MIIT Order No 32, 2016	No Restricted Materials Above Threshold
EU REACH Regulation (EC) No. 1907/2006	Current ECHA Candidate List: JUNE 2023 (235) Candidate List Declared Against: JUNE 2023 (235) Does not contain REACH SVHC
Halogen Content	Low Halogen - Br, Cl, F, I < 900 ppm per homogenous material. Also BFR/CFR/PVC Free
Solder Process Capability	Not applicable for solder process capability

Product Compliance Disclaimer

This information is provided based on reasonable inquiry of our suppliers and represents our current actual knowledge based on the information they provided. This information is subject to change. The part numbers that TE has identified as EU RoHS compliant have a maximum concentration of 0.1% by weight in homogenous materials for lead, hexavalent chromium, mercury, PBB, PBDE, DBP, BBP, DEHP, DIBP, and 0.01% for cadmium, or qualify for an exemption to these limits as defined in the Annexes of Directive 2011/65/EU (RoHS2). Finished electrical and electronic equipment products will be CE marked as required by Directive 2011/65/EU. Components may not be CE marked. Additionally, the part numbers that TE has identified as EU ELV compliant have a maximum concentration of 0.1% by weight in homogenous materials for lead, hexavalent chromium, and mercury, and 0.01% for cadmium, or qualify for an exemption to these limits as defined in the Annexes of Directive 2000/53/EC (ELV). Regarding the REACH Regulation, the information TE provides on SVHC in articles for this part number is based on the latest European Chemicals Agency (ECHA) 'Guidance on requirements for substances in articles' posted at this URL: <https://echa.europa.eu/guidance-documents/guidance-on-reach>

Compatible Parts

 TE Part # 964972-1 EINZELLEITERDICHTNG	 TE Part # 963143-1 MQS BLINDSTOPFEN	 TE Part # 967056-1 MQS BLINDSTOPFEN4MM	 TE Part # 967067-1 MQS SGL WIRE SEAL
 TE Part # 967067-2 MQS EINZELLEITDICHT	 TE Part # CAT-M4595-T273 MCON Receptacle and Tab	 TE Part # 1-1703498-2 2POS, MCON 1.2 LL TAB SEALED COD A	 TE Part # 1-1703498-3 2POS, MCON 1.2 LL TAB SEALED COD A



TE Part # 2236586-1
2POS,TAB1.2X0.6,HDR ASSY,180DEG, MCON

Also in the Series

MCON Interconnection System

Automotive Connector Caps & Covers
(24)

Automotive Connector Locks & Position Assurance(11)

Automotive Housings(320)

Automotive Terminals(122)

Connector Seals & Cavity Plugs(5)

Insertion & Extraction Tools(31)

Other Automotive Connector Accessories(7)

PCB Headers & Receptacles(2)

Customers Also Bought

TE Part #7-1452671-1
MCON 1.2 LL REC SWS SN

TE Part #9-1415001-5
V23132E2001A200

TE Part #2-1718643-1
2POS, MCON 1.2 LL REC SEALED

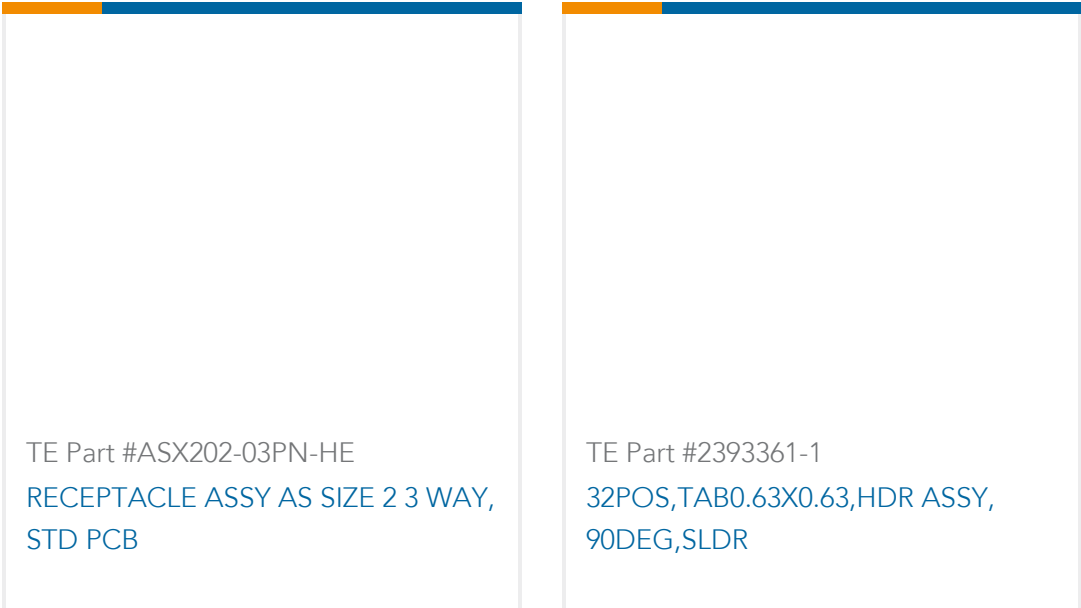
TE Part #2050986-1
REM0.64 Terminal

TE Part #2108792-9
FPC Ant, MHF 4L, 200mm, Wi-Fi 6E Triple

TE Part #YASX202-03PA-HE000
RECEPT ASSY.TYPE 2.

TE Part #YASX202-03PB-HE000
RECEPT ASSY.TYPE 2.

TE Part #YASX202-03PC-HE000
RECEPT ASSY.TYPE 2.



Documents

Product Drawings
2POS, MCON 1.2 LL REC SEALED
English

CAD Files
Customer View Model
ENG_CVM_CVM_1-1718643-1_E.2d_dxf.zip
English
3D PDF
3D
Customer View Model
ENG_CVM_CVM_1-1718643-1_E.3d_igs.zip
English
Customer View Model
ENG_CVM_CVM_1-1718643-1_E.3d_stp.zip
English

By downloading the CAD file I accept and agree to the [Terms and Conditions](#) of use.

Datasheets & Catalog Pages
MCON Interconnection System
English

Product Specifications
Application Specification
English