

1-1718485-4 ✓ ACTIVE

AMP | AMP MCP Connector System

TE Internal #: 1-1718485-4

Automotive Connector Caps & Covers, Cover Assembly, Cable Exit Angle 180°, Blue, PBT GF, 36 Position, AMP MCP Connector System

[View on TE.com >](#)



Connectors > Automotive Connectors > Automotive Connector Accessories > Automotive Connector Caps & Covers > AMP MCP Backshells



Protection & Strain Relief Accessory Type: **Cover Assembly**

Cable Exit Angle: **180°**

Strain Relief: **Without**

Primary Product Color: **Blue**

Primary Product Material: **PBT GF**

[All AMP MCP Backshells \(14\)](#)

Features

Product Type Features

Protection & Strain Relief Accessory Type	Cover Assembly
---	----------------

Configuration Features

Compatible With Connector Code	D
Number of Positions	36

Body Features

Cable Exit Angle	180°
Primary Product Color	Blue
Primary Product Material	PBT GF

Mechanical Attachment

Strain Relief	Without
---------------	---------

Usage Conditions

Operating Temperature (Max)	70 °C, 75 °C, 80 °C, 85 °C, 90 °C, 100 °C, 105 °C, 110 °C, 120 °C[158 °F][167 °F][176 °
-----------------------------	---



	F][185 °F][194 °F][212 °F][221 °F][230 °F][248 °F]
Operating Temperature Range	-40 – 120 °C[-40 – 248 °F]

Packaging Features

Packaging Quantity	900
Packaging Method	Box

Other

Serviceable	No
-------------	----

Product Compliance

[For compliance documentation, visit the product page on TE.com>](#)

EU RoHS Directive 2011/65/EU	Compliant
EU ELV Directive 2000/53/EC	Compliant
China RoHS 2 Directive MIIT Order No 32, 2016	No Restricted Materials Above Threshold
EU REACH Regulation (EC) No. 1907/2006	Current ECHA Candidate List: JUNE 2023 (235) Candidate List Declared Against: JUNE 2023 (235) Does not contain REACH SVHC
Halogen Content	BFR/CFR/PVC Free, but Br/Cl >900 ppm in other sources.
Solder Process Capability	Not applicable for solder process capability


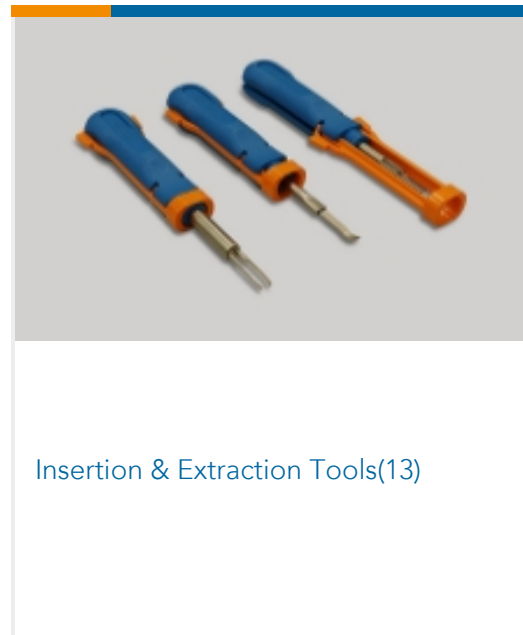

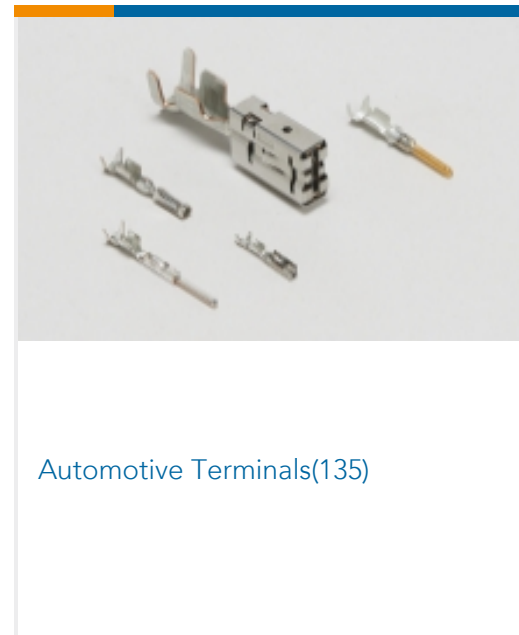
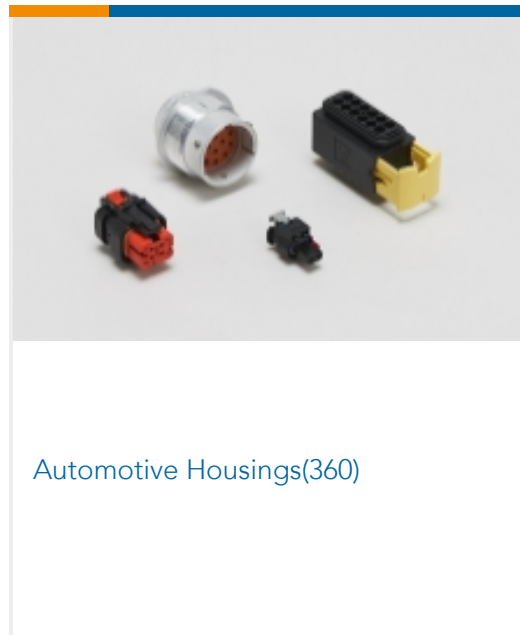

Product Compliance Disclaimer

This information is provided based on reasonable inquiry of our suppliers and represents our current actual knowledge based on the information they provided. This information is subject to change. The part numbers that TE has identified as EU RoHS compliant have a maximum concentration of 0.1% by weight in homogenous materials for lead, hexavalent chromium, mercury, PBB, PBDE, DBP, BBP, DEHP, DIBP, and 0.01% for cadmium, or qualify for an exemption to these limits as defined in the Annexes of Directive 2011/65/EU (RoHS2). Finished electrical and electronic equipment products will be CE marked as required by Directive 2011/65/EU. Components may not be CE marked. Additionally, the part numbers that TE has identified as EU ELV compliant have a maximum concentration of 0.1% by weight in homogenous materials for lead, hexavalent chromium, and mercury, and 0.01% for cadmium, or qualify for an exemption to these limits as defined in the Annexes of Directive 2000/53/EC (ELV). Regarding the REACH Regulation, the information TE provides on SVHC in articles for this part number is based on the latest European Chemicals Agency (ECHA) 'Guidance on requirements for substances in articles' posted at this URL: <https://echa.europa.eu/guidance-documents/guidance-on-reach>


Compatible Parts



Also in the Series | AMP MCP Connector System



Customers Also Bought





Documents

Product Drawings

CARRIER FOR RECEPT INSERTS 36 POS

English

CAD Files

Customer View Model

[ENG_CVM_CVM_1-1718485-4_D.2d_dxf.zip](#)

English

3D PDF

3D

Customer View Model

[ENG_CVM_CVM_1-1718485-4_D.3d_igs.zip](#)

English

Customer View Model

[ENG_CVM_CVM_1-1718485-4_D.3d_stp.zip](#)

English

By downloading the CAD file I accept and agree to the [Terms and Conditions](#) of use.

Product Specifications

Application Specification

German