

HSA58R25F ✓ ACTIVE

CGS | CGS HS

TE Internal #: 1-1676814-4

8.25 Ω , Wire Wound, Power Resistor, 31 x 17 x 9 mm, 2

Termination, Loose Piece - Tray, 1 %, 10 W, ± 50 ppm/ $^{\circ}\text{C}$, Solder

Lug Termination, CGS HS

[View on TE.com >](#)



Passive Components > Resistors > Chassis Mount Resistors > Power Resistors: Aluminum Housed, HSA



Resistor Type: **Power Resistor**

Passive Component Dimensions: **31 x 17 x 9 mm**

Number of Terminations: **2**

Packaging Method: **Loose Piece - Tray**

Passive Component Tolerance: **1 %**

[All Power Resistors: Aluminum Housed, HSA \(20\)](#)

Features

Product Type Features

| | |
|---------------|----------------|
| Resistor Type | Power Resistor |
| Element Type | Wire Wound |

Configuration Features

| | |
|---------------------|---|
| Number of Resistors | 1 |
|---------------------|---|

Electrical Characteristics

| | |
|-----------------------------|-------------------|
| Voltage Rating | 150 VAC |
| Passive Component Tolerance | 1 % |
| Resistance Class | Up to 1k Ω |
| Resistance Value | 8.25 Ω |
| Power Rating | 10 W |

Termination Features

| | |
|---|------------|
| Number of Terminations | 2 |
| Chassis Mount Resistor Termination Type | Solder Lug |

Mechanical Attachment

| | |
|------------------------------------|---------------|
| Chassis Mount Resistor Mount Style | Chassis Mount |
|------------------------------------|---------------|

Dimensions



| | |
|------------------------------|----------------|
| Passive Component Dimensions | 31 x 17 x 9 mm |
|------------------------------|----------------|

Usage Conditions

| | |
|-------------------------|----------------------------------|
| Temperature Coefficient | ± 50 ppm/ $^{\circ}\text{C}$ |
|-------------------------|----------------------------------|

Packaging Features

| | |
|------------------|--------------------|
| Packaging Method | Loose Piece - Tray |
|------------------|--------------------|

Product Compliance

[For compliance documentation, visit the product page on TE.com>](#)

| | |
|---|---|
| EU RoHS Directive 2011/65/EU | Compliant |
| EU ELV Directive 2000/53/EC | Compliant |
| China RoHS 2 Directive MIIT Order No 32, 2016 | No Restricted Materials Above Threshold |
| EU REACH Regulation (EC) No. 1907/2006 | Current ECHA Candidate List: JUNE 2023 (235) Candidate List Declared Against: JUNE 2023 (235) Does not contain REACH SVHC |
| Halogen Content | Low Halogen - Br, Cl, F, I < 900 ppm per homogenous material. Also BFR/CFR/PVC Free |
| Solder Process Capability | Hand solderable with lead free solder |

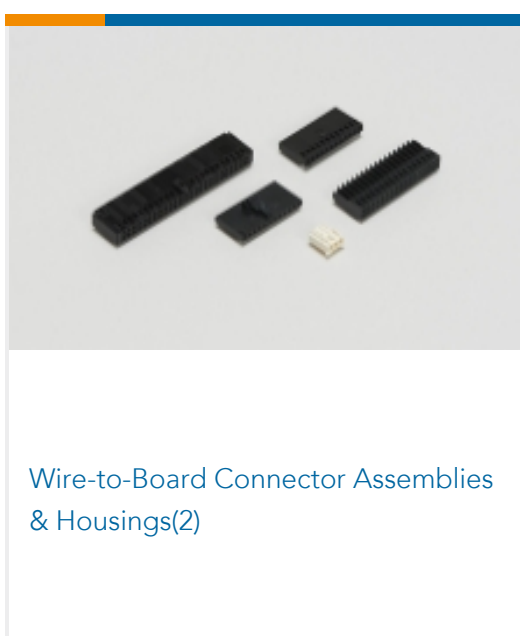
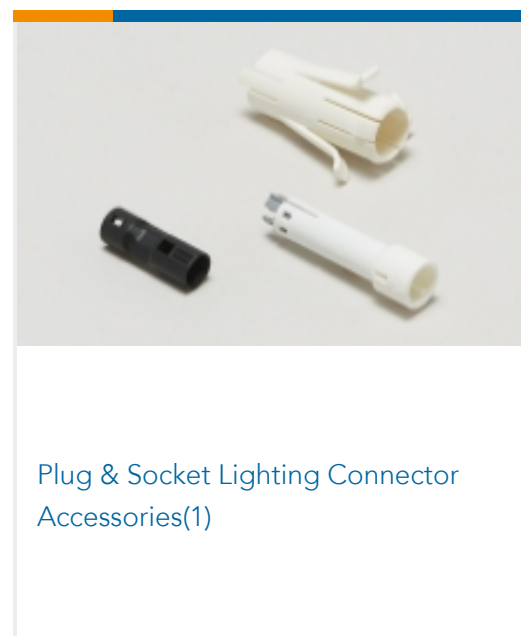

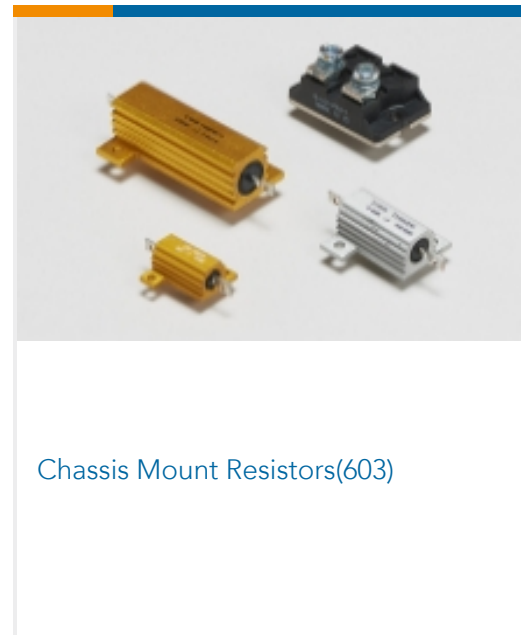
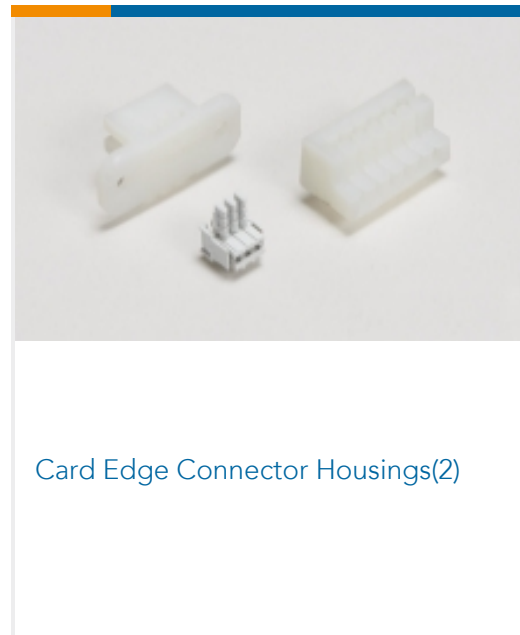
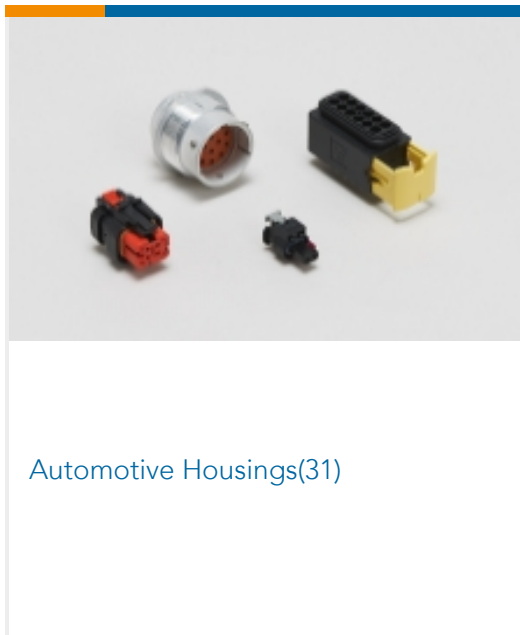
Product Compliance Disclaimer

This information is provided based on reasonable inquiry of our suppliers and represents our current actual knowledge based on the information they provided. This information is subject to change. The part numbers that TE has identified as EU RoHS compliant have a maximum concentration of 0.1% by weight in homogenous materials for lead, hexavalent chromium, mercury, PBB, PBDE, DBP, BBP, DEHP, DIBP, and 0.01% for cadmium, or qualify for an exemption to these limits as defined in the Annexes of Directive 2011/65/EU (RoHS2). Finished electrical and electronic equipment products will be CE marked as required by Directive 2011/65/EU. Components may not be CE marked. Additionally, the part numbers that TE has identified as EU ELV compliant have a maximum concentration of 0.1% by weight in homogenous materials for lead, hexavalent chromium, and mercury, and 0.01% for cadmium, or qualify for an exemption to these limits as defined in the Annexes of Directive 2000/53/EC (ELV). Regarding the REACH Regulation, the information TE provides on SVHC in articles for this part number is based on the latest European Chemicals Agency (ECHA) 'Guidance on requirements for substances in articles' posted at this URL: <https://echa.europa.eu/guidance-documents/guidance-on-reach>

Compatible Parts

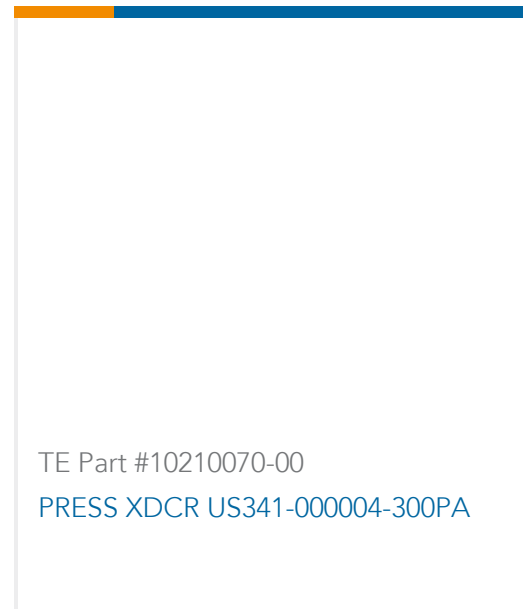


Also in the Series | CGS HS



Customers Also Bought





Documents

Product Drawings

[HSA5 8R25 1%](#)

English

CAD Files

[3D PDF](#)

3D

Customer View Model

[ENG_CVM_CVM_1-1676814-4_S.2d_dxf.zip](#)

English

Customer View Model

[ENG_CVM_CVM_1-1676814-4_S.3d_igs.zip](#)

English

Customer View Model

[ENG_CVM_CVM_1-1676814-4_S.3d_stp.zip](#)

English

By downloading the CAD file I accept and agree to the [Terms and Conditions](#) of use.

Datasheets & Catalog Pages

[4-1773460-6_RESISTIVE_SOLUTIONS_RAIL](#)

English

[1309350_PASSIVE_COMPONENT](#)

English

[Aluminium Housed Power Resistors - Type HS Series](#)

English

[8-1773459-4_POWER_FILTERING_AND_RESISTIVE_SOLUTIONS_FOR_ELEVATORS_AND_ESCALATORS](#)

English

HSA58R25F

8.25 Ω , Wire Wound, Power Resistor, 31 x 17 x 9 mm, 2 Termination, Loose Piece -
Tray, 1 %, 10 W, ± 50 ppm/ $^{\circ}$ C, Solder Lug Termination, CGS HS

