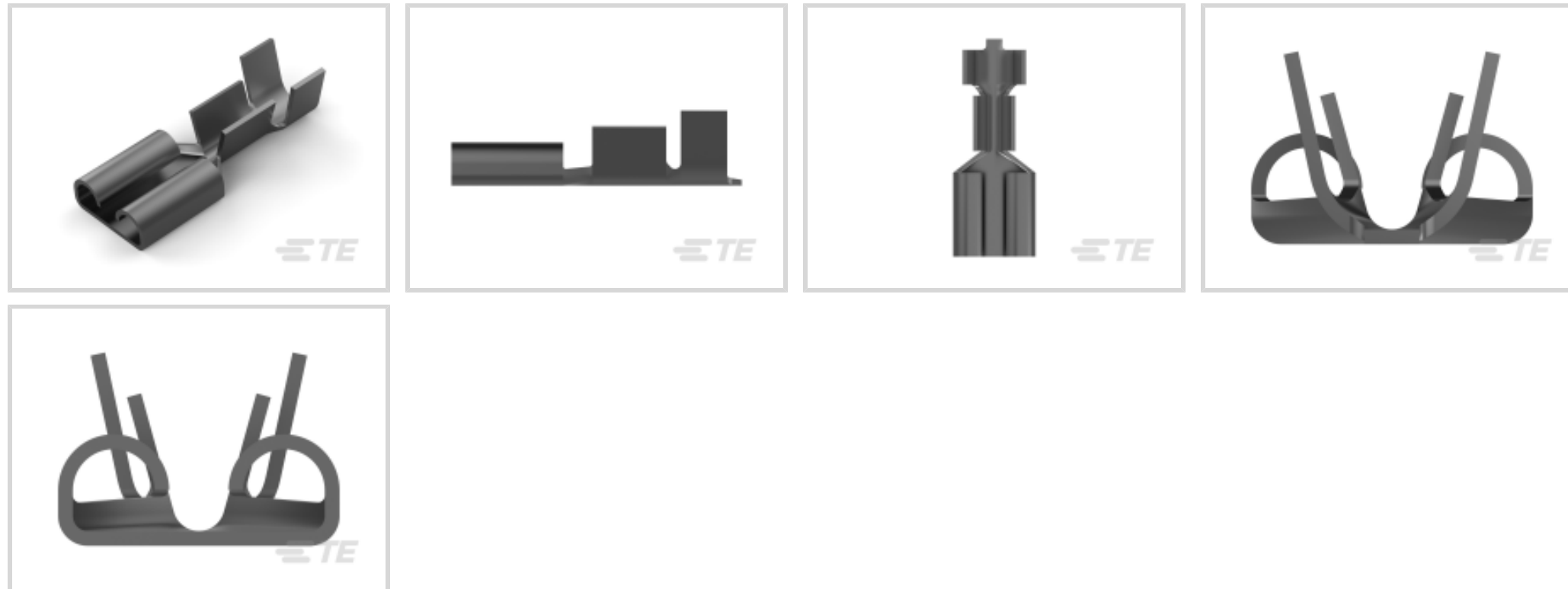




Terminals & Splices > Quick Disconnects



Quick Disconnect Terminal Type: **Receptacle**

Wire Size: 1 – 2.5 mm²

Mating Tab Width: 6.35 mm [.25 in]

Mating Tab Thickness: .81 mm [.032 in]

Features

Product Type Features

Insertion Force	Normal
-----------------	--------

Configuration Features

Connection Capacity	Single
Compatible With Wire & Cable Type	Discrete Wire

Contact Features

Quick Disconnect Terminal Type	Receptacle
Mating Tab Width	6.35 mm [.25 in]
Mating Tab Thickness	.81 mm [.032 in]
Terminal Orientation	Straight
Contact Base Material	Brass
Terminal Plating Material	Tin
Crimp Type	F-Crimp
Barrel Type	Open

Termination Features

--	--



Product Terminates To	Wire & Cable
-----------------------	--------------

Mechanical Attachment

Wire Insulation Support	With
Mating Retention Type	Dimple

Dimensions

Product Length	20.2 mm[.795 in]
Compatible Insulation Diameter Range	3 – 4.3 mm[.118 – .169 in]
Wire Size	1 – 2.5 mm ²

Usage Conditions

Insulation Option	Uninsulated
Operating Temperature Range	-40 – 110 °C[-40 – 230 °F]

Industry Standards

Agency/Standard	CSA, UL
-----------------	---------

Packaging Features

Packaging Quantity	500
Packaging Method	Loose Piece/Carton

Other

Line	Premier
------	---------

Product Compliance
















[For compliance documentation, visit the product page on TE.com>](#)

EU RoHS Directive 2011/65/EU	Compliant
EU ELV Directive 2000/53/EC	Compliant
China RoHS 2 Directive MIIT Order No 32, 2016	No Restricted Materials Above Threshold
EU REACH Regulation (EC) No. 1907/2006	Current ECHA Candidate List: JUNE 2023 (235) Candidate List Declared Against: JUNE 2023 (235) Does not contain REACH SVHC
Halogen Content	Low Halogen - Br, Cl, F, I < 900 ppm per homogenous material. Also BFR/CFR/PVC Free
Solder Process Capability	Not applicable for solder process capability

Product Compliance Disclaimer

This information is provided based on reasonable inquiry of our suppliers and represents our current actual knowledge based on the information they provided. This information is subject to change. The part numbers that TE has identified as EU RoHS compliant have a maximum concentration of 0.1% by weight in homogenous materials for lead, hexavalent chromium, mercury, PBB, PBDE, DBP, BBP, DEHP, DIBP, and 0.01% for cadmium, or qualify for an exemption to these limits as defined in the Annexes of Directive 2011/65/EU (RoHS2). Finished electrical and electronic equipment products will be CE marked as required by Directive 2011/65/EU. Components may not be CE marked. Additionally, the part numbers that TE has identified as EU ELV compliant have a maximum concentration of 0.1% by weight in homogenous materials for lead, hexavalent chromium, and mercury, and 0.01% for cadmium, or qualify for an exemption to these limits as defined in the Annexes of Directive 2000/53/EC (ELV). Regarding the REACH Regulation, the information TE provides on SVHC in articles for this part number is based on the latest European Chemicals Agency (ECHA) 'Guidance on requirements for substances in articles' posted at this URL: <https://echa.europa.eu/guidance-documents/guidance-on-reach>

Compatible Parts

 <p>TE Part # 61810-2 FASTON .250 (6.3 MM) RECEPTACLE TPBR</p>	 <p>TE Part # 151791-1 FLAG FASTON RECEPTACLE</p>	 <p>TE Part # 5-160563-2 250 FASTON REC 18-16 AWG TPBR</p>	 <p>TE Part # 674655 DAHT FASTON 22-14 ASSY</p>
 <p>TE Part # 151791-2 FASTON 375 REC FLAG 12-10 AWG TPBR LP</p>	 <p>TE Part # 8-61765-1 FASTON,ADAPTER 250 HOUSING REC&TAB TPBR</p>	 <p>TE Part # 2063429-1 SDE F FASTON 250 0.35-2.50mm2 ASSY</p>	 <p>TE Part # 2063429-2 SDE F FASTON 250 0.35-2.50mm2 DIE SET</p>
 <p>TE Part # 4-1393248-5 W33-T4B1Q-2=W33</p>	 <p>TE Part # 4-1377174-5 SMP 1-0160304-2</p>	 <p>TE Part # 169400 CERTI-LOK FRAME W/O DIES</p>	 <p>TE Part # 9-1579022-1 CERTILOK DIE FASTON 6.3</p>
 <p>TE Part # 2825663-1 MAG-MATE W/250 CONN TAB TPBR</p>	 <p>TE Part # 1-1393248-7 W33-S2N1Q-10=W33</p>	 <p>TE Part # 2-1393248-0 W33-S2N1Q-20=W33</p>	

Also in the Series | FASTON 250



Compression Connectors(4)



Crimp Terminal Housings(142)




Insertion & Extraction Tools(6)



Magnet Wire Terminals(1)



PCB Terminals(135)



Quick Disconnects(445)



Splices(4)

Customers Also Bought



TE Part #5499345-9
A/L UNIV HDR 40P RA SHT LAT



TE Part #205042-1
12 PC. BLOCK



TE Part #9-1879213-4
CPF 0402 280R 0.1% 25PPM 1K RL



TE Part #6-2176416-8
9W STD M/OX 5% 33K




TE Part #1461492-2
OJT-SS-105LM,000



TE Part #1-826886-2
3N ECONOSEAL HYL5YR



TE Part #3-925017-0
250 FASTON HSG.,REC.,1 POS,
NATURAL



TE Part #1SNA021407R1100
FA200/S7300/2XOMN20/060



TE Part #707841-1
RONDELLE 30X13X2 -AL/CU-



TE Part #881111-3
U-M-N-L SOCKET



Documents

Product Drawings

[250 FASTON,REC.,14-17AWG,TPBR](#)

English

CAD Files

[3D PDF](#)

3D

Customer View Model

[ENG_CVM_CVM_1-160304-2_A_c-1-160304-2-a.2d_dxf.zip](#)

English

Customer View Model

[ENG_CVM_CVM_1-160304-2_A_c-1-160304-2-a.3d_igs.zip](#)

English

Customer View Model

[ENG_CVM_CVM_1-160304-2_A_c-1-160304-2-a.3d_stp.zip](#)

English

By downloading the CAD file I accept and agree to the [Terms and Conditions](#) of use.

Product Specifications

[Application Specification](#)

English

Product Environmental Compliance

[250 FASTON IS](#)

English

[250 FASTON IS](#)

English

Agency Approvals

[UL Report](#)

English