

1-1564528-1 ✓ ACTIVE

AMP | Heavy Duty Sealed Connector Series

TE Internal #: 1-1564528-1

Housing for Male Terminals, Wire-to-Wire, 16 Position, .236 in / .157 in [6 mm / 4 mm] Centerline, Sealable, Black, Heavy Duty Sealed Connector Series

[View on TE.com >](#)



Connectors > Automotive Connectors > Automotive Housings > Heavy Duty Sealed Connector Series Housings



Connector System: **Wire-to-Wire**

Number of Positions: **16**

Connector & Housing Type: **Housing for Male Terminals**

Centerline (Pitch): **4 mm, 6 mm [ .157 in, .236 in ]**

Sealable: **Yes**

[All Heavy Duty Sealed Connector Series Housings \(204\)](#)

## Features

### Product Type Features

Mixed & Hybrid Connector	Yes
Connector Shape	Rectangular
Connector System	Wire-to-Wire
Connector & Housing Type	Housing for Male Terminals
Sealable	Yes
Primary Locking Feature	On the Terminal

### Configuration Features

Number of Positions	16
Number of Rows	2

### Electrical Characteristics

Operating Voltage	60 VDC
Nominal Voltage Architecture	12 V, 24 V, 42 V, 60 V

### Body Features

Primary Product Color	Black
Connector & Keying Code	A

### Contact Features



Contact Size	1.6mm, 2.8mm
Contact Type	Tab
Mating Tab Width	1.6 mm, 2.8 mm [.063 in][.11 in]
Contact Current Rating (Max)	40 A

### Mechanical Attachment

Terminal Position Assurance	Yes
Strain Relief	Without
Mating Alignment Type	Keyed
Mating Alignment	With
Connector Mounting Type	Panel Mount

### Housing Features

Housing Material	PBT GF
Centerline (Pitch)	4 mm, 6 mm [.157 in][.236 in]

### Dimensions

Connector Height	48.1 mm [1.894 in]
Product Width	27 mm [1.063 in]
Product Length	52.6 mm [2.071 in]
Row-to-Row Spacing	6.8 mm, 7.5 mm, 7.55 mm [.268 in][.295 in][.297 in]

### Usage Conditions

Operating Temperature (Max)	70 °C, 80 °C, 85 °C, 90 °C, 100 °C, 105 °C, 110 °C, 120 °C, 125 °C, 130 °C, 140 °C [158 °F][167 °F][176 °F][185 °F][194 °F][212 °F][221 °F][230 °F][248 °F][257 °F][266 °F][284 °F]
Operating Temperature Range	-40 – 140 °C [-40 – 284 °F]

### Operation/Application

Circuit Application	Signal
---------------------	--------

### Industry Standards

Degree of Protection	IP67
UL Flammability Rating	UL 94V-0

### Packaging Features

Packaging Quantity	200
Packaging Method	Carton



Other

Serviceable	Yes
Connector Position Assurance Capable	No

Product Compliance

[For compliance documentation, visit the product page on TE.com>](#)

EU RoHS Directive 2011/65/EU	Compliant
EU ELV Directive 2000/53/EC	Compliant
China RoHS 2 Directive MIIT Order No 32, 2016	No Restricted Materials Above Threshold
EU REACH Regulation (EC) No. 1907/2006	Current ECHA Candidate List: JUNE 2023 (235) Candidate List Declared Against: JUNE 2023 (235) Does not contain REACH SVHC
Halogen Content	Not Low Halogen - contains Br or Cl > 900 ppm.
Solder Process Capability	Not applicable for solder process capability

Product Compliance Disclaimer

This information is provided based on reasonable inquiry of our suppliers and represents our current actual knowledge based on the information they provided. This information is subject to change. The part numbers that TE has identified as EU RoHS compliant have a maximum concentration of 0.1% by weight in homogenous materials for lead, hexavalent chromium, mercury, PBB, PBDE, DBP, BBP, DEHP, DIBP, and 0.01% for cadmium, or qualify for an exemption to these limits as defined in the Annexes of Directive 2011/65/EU (RoHS2). Finished electrical and electronic equipment products will be CE marked as required by Directive 2011/65/EU. Components may not be CE marked. Additionally, the part numbers that TE has identified as EU ELV compliant have a maximum concentration of 0.1% by weight in homogenous materials for lead, hexavalent chromium, and mercury, and 0.01% for cadmium, or qualify for an exemption to these limits as defined in the Annexes of Directive 2000/53/EC (ELV). Regarding the REACH Regulation, the information TE provides on SVHC in articles for this part number is based on the latest European Chemicals Agency (ECHA) 'Guidance on requirements for substances in articles' posted at this URL: <https://echa.europa.eu/guidance-documents/guidance-on-reach>

Compatible Parts

TE Part # 964972-1  
EINZELLEITERDICHTNG

TE Part # 828905-1  
SINGLE-WIRE-SEAL(5MM HOLE)

TE Part # 1-1564337-1  
16POS, MIXED,REC HSG,ASSY

TE Part # CAT-H3399-B128  
Heavy Duty Sealed Connector Series Backshells



TE Part # 2112297-1  
PROTECTION CAP, GROUP E, ASSY



TE Part # CAT-T4827-T273  
TIMER, RECEPTACLE AND TAB

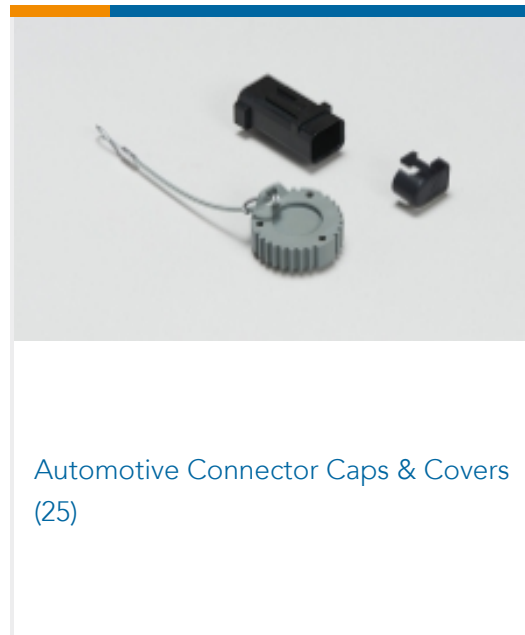


TE Part # 2317070-1  
SLIDE, PIN HSG ASSY

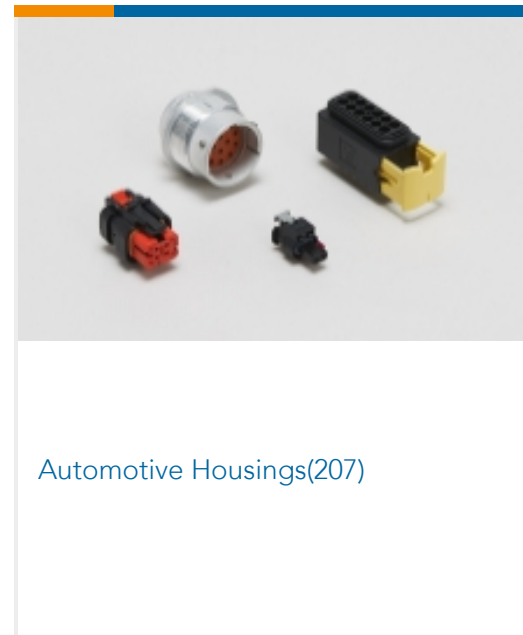


TE Part # 2-964269-2  
TAB A 1.6x0.6 CONTACT CF SWS Ag


## Also in the Series | Heavy Duty Sealed Connector Series




Automotive Connector Caps & Covers  
(25)



Automotive Housings(207)




Connector Seals & Cavity Plugs(5)



Data Connectivity Headers(2)



Data Connectivity Housings(18)



Other Automotive Connector  
Accessories(34)



PCB Headers & Receptacles(1)

## Customers Also Bought



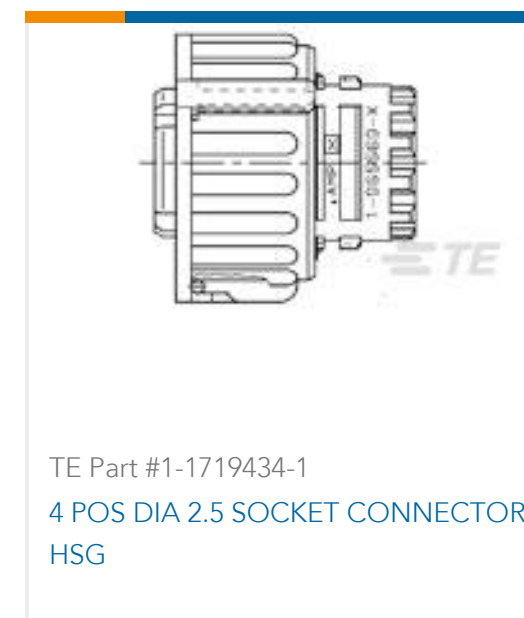
TE Part #2-1971845-6  
6P, RAST 5 Tab Header, THV



TE Part #3-1564337-1  
Heavy Duty Sealed Connector Series  
Housings




TE Part #1670866-1  
COVER,180



TE Part #1-1719434-1  
4 POS DIA 2.5 SOCKET CONNECTOR  
HSG



TE Part #969036-4  
STD TIMER CONTACT



TE Part #480053-4  
FF 250 TAB HSG 1P NYLON BLACK



TE Part #710032-1  
XCT 6-4



## Documents

### Product Drawings

[16POS, MIXED,TAB HSG,ASSY](#)

English

---

### CAD Files

Customer View Model

[ENG\\_CVM\\_CVM\\_1-1564528-1\\_H.2d\\_dxf.zip](#)

English

[3D PDF](#)

3D

Customer View Model

[ENG\\_CVM\\_CVM\\_1-1564528-1\\_H.3d\\_igs.zip](#)

English

Customer View Model

[ENG\\_CVM\\_CVM\\_1-1564528-1\\_H.3d\\_stp.zip](#)

English

By downloading the CAD file I accept and agree to the [Terms and Conditions](#) of use.

---

### Datasheets & Catalog Pages

[HDSCS Catalog](#)

English

[ICT Terminals and Connectors Catalogue](#)

English

[CONNECTOR SELECTOR](#)

English

---

### Product Specifications

[Application Specification](#)

English