



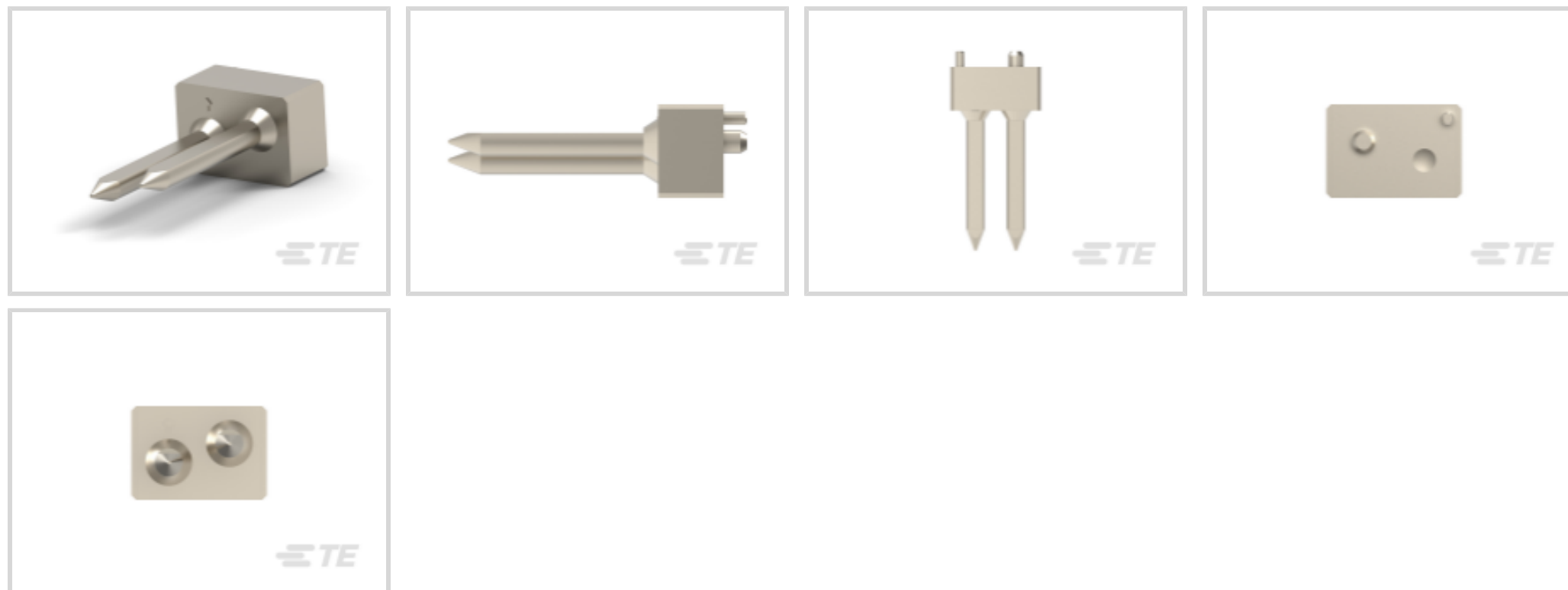
ATCA

TE Internal #: 1-1469387-1

Backplane Guide Hardware, Guide Pin Module, ATCA

[View on TE.com >](#)

Connectors > PCB Connectors > Backplane Connectors > Backplane Guide Hardware



Connector Guide Hardware Type: **Guide Pin Module**

Backplane Guide Location: **Backplane**

Connector Mounting Type: **Board Mount**

Operating Temperature Range: **-55 – 105 °C [-67 – 221 °F]**

Features

Product Type Features

ATCA Module Code	A1
Connector Guide Hardware Type	Guide Pin Module

Configuration Features

PCB Mount Orientation	Vertical
Backplane Guide Location	Backplane

Body Features

Guide Component Plating Material	Nickel
Guide Component Base Material	Zinc Alloy

Contact Features

Contact Mating Area Plating Material	Nickel
--------------------------------------	--------

Mechanical Attachment

Connector Mounting Type	Board Mount
-------------------------	-------------

Usage Conditions

Operating Temperature Range	-55 – 105 °C [-67 – 221 °F]
-----------------------------	-------------------------------

Packaging Features



Packaging Quantity	20
Packaging Method	Box

Other

Connector Accessory Comment	Hardware not supplied.
-----------------------------	------------------------

Product Compliance

[For compliance documentation, visit the product page on TE.com>](#)

EU RoHS Directive 2011/65/EU	Compliant
EU ELV Directive 2000/53/EC	Compliant
China RoHS 2 Directive MIIT Order No 32, 2016	No Restricted Materials Above Threshold
EU REACH Regulation (EC) No. 1907/2006	Current ECHA Candidate List: JUNE 2023 (235) Candidate List Declared Against: JUNE 2023 (235) Does not contain REACH SVHC
Halogen Content	Low Halogen - Br, Cl, F, I < 900 ppm per homogenous material. Also BFR/CFR/PVC Free
Solder Process Capability	Not applicable for solder process capability

Product Compliance Disclaimer

This information is provided based on reasonable inquiry of our suppliers and represents our current actual knowledge based on the information they provided. This information is subject to change. The part numbers that TE has identified as EU RoHS compliant have a maximum concentration of 0.1% by weight in homogenous materials for lead, hexavalent chromium, mercury, PBB, PBDE, DBP, BBP, DEHP, DIBP, and 0.01% for cadmium, or qualify for an exemption to these limits as defined in the Annexes of Directive 2011/65/EU (RoHS2). Finished electrical and electronic equipment products will be CE marked as required by Directive 2011/65/EU. Components may not be CE marked. Additionally, the part numbers that TE has identified as EU ELV compliant have a maximum concentration of 0.1% by weight in homogenous materials for lead, hexavalent chromium, and mercury, and 0.01% for cadmium, or qualify for an exemption to these limits as defined in the Annexes of Directive 2000/53/EC (ELV). Regarding the REACH Regulation, the information TE provides on SVHC in articles for this part number is based on the latest European Chemicals Agency (ECHA) 'Guidance on requirements for substances in articles' posted at this URL: <https://echa.europa.eu/guidance-documents/guidance-on-reach>

Compatible Parts



Also in the Series | ATCA




Backplane Guide Hardware(4)

Customers Also Bought




TE Part #5786155-7
68 50SR VRT RCPT,LTCH,ACT PIN




TE Part #5106012-1
Z-PACK/C RAMH. 55P.




TE Part #1879215-7
CPF 0402 4K64 0.1% 25PPM 1K RL



TE Part #5-534206-5
10 MODII VRT DR CE 100/115



TE Part #6-534206-0
20 MODII VRT DR CE 100/115



TE Part #63391-1
093 FASTON TAB REC 22-18 AWG
TPBR



TE Part #7-2176092-0
RP 2A 0.25W 4K02 0.1% 25PPM 1K RL



TE Part #8-534206-2
64 MODII VRT DR CE 100/115



TE Part #6368062-2
2X4 OFFSET STK MJ,SHLD,W
/LED&GND

Documents

Product Drawings

ATCA GUIDE MODULE VERT SHORT

English

CAD Files

3D PDF

3D



Customer View Model

[ENG_CVM_CVM_1-1469387-1_A.2d_dxf.zip](#)

English

Customer View Model

[ENG_CVM_CVM_1-1469387-1_A.3d_igs.zip](#)

English

Customer View Model

[ENG_CVM_CVM_1-1469387-1_A.3d_stp.zip](#)

English

By downloading the CAD file I accept and agree to the [Terms and Conditions](#) of use.

Datasheets & Catalog Pages

[High Speed Backplane Connectors catalog - Z-PACK HM-Zd Connector](#)

English

[POWER_CONNECTORS_CATALOG_SEC01_BOARD_TO_BOARD](#)

English

[The Complete Solution for AdvancedTCA](#)

English

[Solutions for AdvancedTCA, AdvancedTCA 300, MicroTCA, and AdvancedMC Standards Datasheet 3-1773445-8](#)

English

Product Specifications

[Application Specification](#)

English