

1-1462050-6 ✓ ACTIVE

Axicom | Axicom HF3

TE Internal #: 1-1462050-6

Signal Relays, 220 VDC Contact Voltage, 250 VAC Contact Voltage,
140 mW Coil Power (DC), Printed Circuit Board, PCB-SMT, Axicom
HF3

[View on TE.com >](#)



Relays, Contactors & Switches > Relays > Signal Relays > Signal Relays: SMT, PCB Mount, 2 Amp



Contact Voltage Rating: **220 VDC**

Signal Relay Coil Power Rating (DC): **140 mW**

Isolation (HF Parameter): **-40dB @ 3GHz, -72dB @ 900MHz, -80dB @ 100MHz**

Insertion Loss (HF Parameter): **-.03dB @ 100MHz, -.12dB @ 900MHz, -.4dB @ 3GHz**

[All Signal Relays: SMT, PCB Mount, 2 Amp \(28\)](#)

Features

Product Type Features

Relay Type	HF3 Relay
Product Type	Relay

Electrical Characteristics

Coil Power Rating Class	50 – 300 mW
Actuating System	DC
Insulation Initial Dielectric Between Open Contacts	600 Vrms
Contact Limiting Short-Time Current	2 A
Insulation Initial Dielectric Between Contacts and Coil	1000 Vrms
Insulation Initial Dielectric Between Coil/Contact Class	500 – 1000 V
Voltage Standing Wave Ration (HF Parameter)	1.07 @ 100MHz, 1.45 @ 900MHz
Insulation Initial Resistance	1000000 MΩ
Contact Limiting Making Current	2 A
Coil Resistance	145 Ω



Contact Limiting Continuous Current	2 A
Coil Type	Monostable
Contact Limiting Breaking Current	2 A
Contact Voltage Rating	220 VDC
Signal Relay Coil Power Rating (DC)	140 mW
Signal Relay Coil Voltage Rating	5 VAC
Signal Relay Contact Switching Voltage (Max)	220 VDC
Signal Relay Coil Magnetic System	Monostable, DC

Signal Characteristics

Isolation (HF Parameter)	-40dB @ 3GHz, -72dB @ 900MHz, -80dB @ 100MHz
Insertion Loss (HF Parameter)	-.03dB @ 100MHz, -.12dB @ 900MHz, -.4dB @ 3GHz

Body Features

Insulation Special Features	1500V Initial Surge Withstand Voltage between Contacts & Coil
	2.5 oz

Contact Features

Contact Plating Material	Gold
Contact Current Class	0 – 2 A
Signal Relay Terminal Type	PCB-SMT
Signal Relay Contact Current Rating	2 A
Signal Relay Contact Arrangement	1 Form C (CO)
Contact Material	Nickel
Contact Number of Poles	1

Mechanical Attachment

Signal Relay Mounting Type	Printed Circuit Board
----------------------------	-----------------------

Dimensions

Width Class (Mechanical)	6 – 8 mm
Width	7.2 mm[.283 in]
Height	10 mm[.394 in]
Length Class (Mechanical)	14 – 16 mm
	14.6 in



Height Class (Mechanical)	9 – 10 mm
Dimensions (L x W x H) (Approximate)	14.6 x 7.2 x 9.1 mm [.574 x .283 x .358 in]

Usage Conditions

Environmental Ambient Temperature (Max)	85 °C [85 °F]
Environmental Ambient Temperature Class	70 – 85°C

Operation/Application

Performance Type	Standard
------------------	----------

Packaging Features

Packaging Method	Box & Carton, Reel
------------------	--------------------

Other

Additional Features	Gull Wing
---------------------	-----------

Product Compliance

[For compliance documentation, visit the product page on TE.com>](#)

EU RoHS Directive 2011/65/EU	Compliant
EU ELV Directive 2000/53/EC	Compliant
China RoHS 2 Directive MIIT Order No 32, 2016	No Restricted Materials Above Threshold
EU REACH Regulation (EC) No. 1907/2006	Current ECHA Candidate List: JUNE 2023 (235) Candidate List Declared Against: JUNE 2023 (235) SVHC > Threshold: Methanone, (diphenylphosphinyl)(2,4,6-trimethylphenyl)- (2% in Component Part) Article Safe Usage Statements: Wash thoroughly after handling. Do not handle until all safety precautions have been read and understood. Recycle if possible and dispose of the article by following all applicable governmental regulations relevant to your geographic location.
Halogen Content	Low Halogen - Br, Cl, F, I < 900 ppm per homogenous material. Also BFR/CFR/PVC Free
Solder Process Capability	Reflow solder capable to 245°C

Product Compliance Disclaimer

This information is provided based on reasonable inquiry of our suppliers and represents our current actual knowledge based on the information they provided. This information is subject to change. The part numbers that TE has identified as EU RoHS compliant have a maximum concentration of 0.1% by weight in homogenous materials for lead, hexavalent chromium, mercury, PBB, PBDE, DBP, BBP, DEHP, DIBP, and 0.01% for cadmium, or qualify for an exemption to these limits as defined in the Annexes of Directive 2011/65/EU (RoHS2). Finished electrical and electronic equipment products will be CE marked as required by Directive 2011/65/EU. Components may not be CE marked. Additionally, the part numbers that TE has identified as EU ELV compliant have a maximum concentration of 0.1% by weight in homogenous materials for lead, hexavalent chromium, and mercury, and 0.01% for cadmium, or qualify for an exemption to these limits




as defined in the Annexes of Directive 2000/53/EC (ELV). Regarding the REACH Regulation, the information TE provides on SVHC in articles for this part number is based on the latest European Chemicals Agency (ECHA) 'Guidance on requirements for substances in articles' posted at this URL: <https://echa.europa.eu/guidance-documents/guidance-on-reach>

Compatible Parts



TE Part # 1-1462051-6
HF3 52=50 OHM 140MW 4.5V MONO

Also in the Series | Axicom HF3



Signal Relays(45)

Customers Also Bought



TE Part #1-6609021-2
10VB6=F7353 S0



TE Part #5747842-6
25 MSFL PLUG RA 318 (SL,FM,BL)



TE Part #5747090-2
09 RCPT ACT PIN/MS MED INSRT



TE Part #5747375-8
37 PLUG SP/FMS INSRT



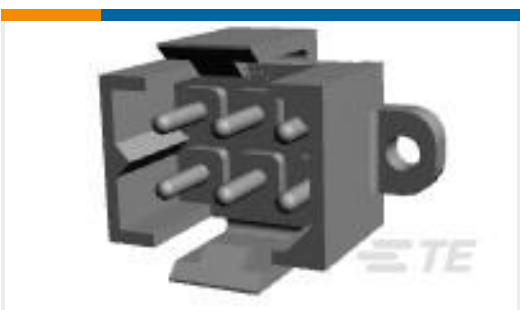
TE Part #2-1445057-2
MICRO MNL HDR ASSY SINGLE ROW



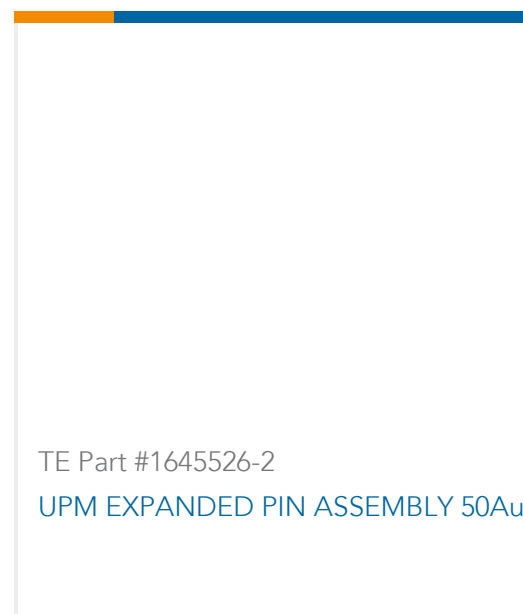
TE Part #5-104361-1
02 MTE HDR SRRA LATCH W/HLDWN



TE Part #1934271-1
Tin Man Header Assy 5x8 Double



TE Part #1-207158-0
METRIMATE PIN HDR ASY,6P LF



Documents

Product Drawings

[HF3 02=75 OHM 140MW 4.5V mono](#)

English

[HF3 02=75 OHM 140MW 4.5V mono](#)

English

CAD Files

Customer View Model

[ENG_CVM_1462050-2_A6.3d_igs.zip](#)

English

Customer View Model

[ENG_CVM_1462050-2_A6.3d_stp.zip](#)

English

Customer View Model

[ENG_CVM_1462050-2_A6.2d_dxf.zip](#)

English

[3D PDF](#)

English

By downloading the CAD file I accept and agree to the [Terms and Conditions](#) of use.

Datasheets & Catalog Pages

[Axicom Signal and High Frequency Relays \(RF Switches\) APPLICATION NOTE #2](#)

English

Product Specifications

[Definitions General Purpose Relays](#)

English

[Product Specification](#)

English