



Relays, Contactors & Switches > Relays > Power Relays



Power Relay Type: **Industrial Panel Plug-In**

Coil Magnetic System: **Monostable, DC**

Coil Power Rating DC: **750 mW**

Coil Resistance: **192 Ω**

Coil Special Features: **Electrical Indicator, LED**

Features

Product Type Features

Power Relay Type	Industrial Panel Plug-In
------------------	--------------------------

Electrical Characteristics

Insulation Initial Dielectric Between Coil & Contact Class	1500 – 2500 V
Insulation Initial Dielectric Between Contacts & Coil	2500 Vrms
Actuating System	DC
Insulation Initial Dielectric Between Open Contacts	1200 Vrms
Contact Limiting Making Current	20 A
Contact Limiting Short-Time Current	10 A
Contact Limiting Continuous Current	10 A
Insulation Creepage Class	3 – 5.5 mm
Coil Power Rating Class	600 – 800 mW
Insulation Initial Dielectric Between Adjacent Contacts	2500 Vrms
Insulation Creepage Between Contact & Coil	4 mm[.157 in]
Contact Limiting Breaking Current	20 A
Coil Magnetic System	Monostable, DC
Coil Power Rating DC	750 mW
Coil Resistance	192 Ω
Coil Special Features	Electrical Indicator, LED



Coil Voltage Rating	12 VDC
Contact Switching Load (Min)	10mA @ 12V
Contact Switching Voltage (Max)	400 VAC
Contact Voltage Rating	240 VAC

Body Features

Product Weight	78 g[2.753 oz]
----------------	----------------

Contact Features

Contact Arrangement	3 Form C (CO)
Contact Current Class	5 – 10 A, 16 A
Contact Current Rating (Max)	10 A
Contact Material	AgNi90/10
Contact Number of Poles	3
Relay Terminal Type	Screw Terminals

Mechanical Attachment

Relay Mounting Type	DIN Rail
---------------------	----------

Dimensions

Insulation Clearance Class	2.5 – 4 mm
Insulation Clearance Between Contact & Coil	4 mm[.157 in]
Width Class (Mechanical)	25 – 30 mm
Product Width	27 mm[1.063 in]
Product Length	73.5 mm[2.894 in]
Product Height	58 mm[2.283 in]

Usage Conditions

Environmental Ambient Temperature Class	50 – 70 °C
Environmental Ambient Temperature (Max)	70 °C[158 °F]
Operating Temperature Range	-40 – 70 °C

Packaging Features

Packaging Method	Carton
------------------	--------

Product Compliance

For compliance documentation, visit the product page on TE.com>

EU RoHS Directive 2011/65/EU	Compliant
------------------------------	-----------



EU ELV Directive 2000/53/EC	Compliant
China RoHS 2 Directive MIIT Order No 32, 2016	No Restricted Materials Above Threshold
EU REACH Regulation (EC) No. 1907/2006	Current ECHA Candidate List: JUNE 2023 (235) Candidate List Declared Against: JUNE 2022 (224) Does not contain REACH SVHC
Halogen Content	Not Low Halogen - contains Br or Cl > 900 ppm.
Solder Process Capability	Not applicable for solder process capability

Product Compliance Disclaimer


This information is provided based on reasonable inquiry of our suppliers and represents our current actual knowledge based on the information they provided. This information is subject to change. The part numbers that TE has identified as EU RoHS compliant have a maximum concentration of 0.1% by weight in homogenous materials for lead, hexavalent chromium, mercury, PBB, PBDE, DBP, BBP, DEHP, DIBP, and 0.01% for cadmium, or qualify for an exemption to these limits as defined in the Annexes of Directive 2011/65/EU (RoHS2). Finished electrical and electronic equipment products will be CE marked as required by Directive 2011/65/EU. Components may not be CE marked. Additionally, the part numbers that TE has identified as EU ELV compliant have a maximum concentration of 0.1% by weight in homogenous materials for lead, hexavalent chromium, and mercury, and 0.01% for cadmium, or qualify for an exemption to these limits as defined in the Annexes of Directive 2000/53/EC (ELV). Regarding the REACH Regulation, the information TE provides on SVHC in articles for this part number is based on the latest European Chemicals Agency (ECHA) 'Guidance on requirements for substances in articles' posted at this URL: <https://echa.europa.eu/guidance-documents/guidance-on-reach>

Compatible Parts



TE Part # 1860517-5  
PT170R6 Jumper Bar


Also in the Series | SCHRACK Relay Package PT




Power Relays(33)

Customers Also Bought







TE Part #54010-1  
CPC STRAIN RELIEF,SIZE 11




TE Part #1546670-7  
7P .437" DR BARRIER,W/BND SCR




TE Part #4-1393117-4  
KUP-11D15-12=KU




TE Part #6-2213767-5  
AV19 DPL 5A MOVE RING LED RED 12V




TE Part #1416010-1  
V23132A2001B200




TE Part #60618-6  
CMNL PIN AUPHBZ L/P



TE Part #DRC26-40BT  
BOOT, 40P, 20SZ, PLG/REC, ST, BLK



TE Part #GA30K5D106  
PRO2-PROBE



TE Part #GA50K6D142  
PRO2-PROBE

Documents

- CAD Files

3D PDF

3D

Customer View Model

ENG\_CVM\_CVM\_1-1415075-1\_A.2d\_dxf.zip

English

Customer View Model

ENG\_CVM\_CVM\_1-1415075-1\_A.3d\_igs.zip

English

Customer View Model

ENG\_CVM\_CVM\_1-1415075-1\_A.3d\_stp.zip

English

By downloading the CAD file I accept and agree to the [Terms and Conditions](#) of use.

- Datasheets & Catalog Pages

Relay Package Package PT

English

Product Specifications



Definitions General Purpose Relays

English

Agency Approvals

VDE Certificate

English