

1-1414122-0 ✓ ACTIVE



Power Relay F A

TE Internal #: 1-1414122-0

Maxi Relays, 12 VDC Coil Voltage, Rp 560Ω, Plug-In, Monostable, DC, 90 Ω Coil Resistance, Mounting Brackets, Power Relay F A

[View on TE.com >](#)

Relays, Contactors & Switches > Relays > Automotive Relays > Automotive Plug-In Relays > Maxi Relays



Rated Coil Voltage: **12 VDC**

Maxi Relay Contact Current Class: **>50A**

Coil Suppression: **Rp 560Ω**

Maxi Relay Mounting Type: **Plug-In**

Maxi Relay Coil Magnetic System: **Monostable, DC**

Features

Product Type Features

Relay Type	Power Relay F7 A Shrouded
------------	---------------------------

Electrical Characteristics

Coil Power Rating Class	>1.5W
Current Rating (85°C)	70 A
Contact Limiting Short-Time Current	300 A
Insulation Initial Dielectric Between Contacts and Coil	500 Vrms
Insulation Initial Dielectric Between Coil/Contact Class	0 – 500 V
Coil Power Rating (DC)	1600 mW
Insulation Initial Dielectric Between Open Contacts	500 Vrms
Contact Limiting Making Current	50 A
Contact Limiting Continuous Current	70 A
Rated Voltage	12 VDC
Contact Limiting Breaking Current	30 A
Contact Switching Load (Min)	1000mA @ 5VDC
Rated Coil Voltage	12 VDC
Coil Suppression	Rp 560Ω
Maxi Relay Coil Magnetic System	Monostable, DC
Maxi Relay Coil Resistance	90 Ω

Body Features



Weight	60 g[2.1 oz]
--------	--------------

Contact Features

Terminal Type	Plug-In, Quick Connect
Contact Arrangement	1 Form A (NO)
Contact Base Material	Silver Alloy
Maxi Relay Contact Current Class	>50A

Mechanical Attachment

Maxi Relay Mounting Type	Plug-In
--------------------------	---------

Dimensions

Width Class (Mechanical)	30 – 40 mm
Length Class (Mechanical)	30 – 35 mm
Height Class (Mechanical)	>50mm
Width	35.2 mm[1.386 in]
Length	32.41 mm[1.276 in]
Height	54.2 mm[2.133 in]

Usage Conditions

Environmental Ambient Temperature (Max)	125 °C[257 °F]
Environmental Ambient Temperature Class	105 – 125°C

Other

Mounting Brackets	With
-------------------	------

Product Compliance

[For compliance documentation, visit the product page on TE.com>](#)

EU RoHS Directive 2011/65/EU	Compliant
EU ELV Directive 2000/53/EC	Compliant
China RoHS 2 Directive MIIT Order No 32, 2016	No Restricted Materials Above Threshold
EU REACH Regulation (EC) No. 1907/2006	Current ECHA Candidate List: JUNE 2023 (235) Candidate List Declared Against: JUNE 2023 (235) Does not contain REACH SVHC
Halogen Content	Low Halogen - Br, Cl, F, I < 900 ppm per homogenous material. Also BFR/CFR/PVC Free

Solder Process Capability

Not applicable for solder process capability

Product Compliance Disclaimer


This information is provided based on reasonable inquiry of our suppliers and represents our current actual knowledge based on the information they provided. This information is subject to change. The part numbers that TE has identified as EU RoHS compliant have a maximum concentration of 0.1% by weight in homogenous materials for lead, hexavalent chromium, mercury, PBB, PBDE, DBP, BBP, DEHP, DIBP, and 0.01% for cadmium, or qualify for an exemption to these limits as defined in the Annexes of Directive 2011/65/EU (RoHS2). Finished electrical and electronic equipment products will be CE marked as required by Directive 2011/65/EU. Components may not be CE marked. Additionally, the part numbers that TE has identified as EU ELV compliant have a maximum concentration of 0.1% by weight in homogenous materials for lead, hexavalent chromium, and mercury, and 0.01% for cadmium, or qualify for an exemption to these limits as defined in the Annexes of Directive 2000/53/EC (ELV). Regarding the REACH Regulation, the information TE provides on SVHC in articles for this part number is based on the latest European Chemicals Agency (ECHA) 'Guidance on requirements for substances in articles' posted at this URL: <https://echa.europa.eu/guidance-documents/guidance-on-reach>

Compatible Parts



TE Part # 4-1414992-7
V23136A0004X086-EV-CBOX

Also in the Series | Power Relay F A



Maxi Relays(2)



Mini Relays(11)

Customers Also Bought



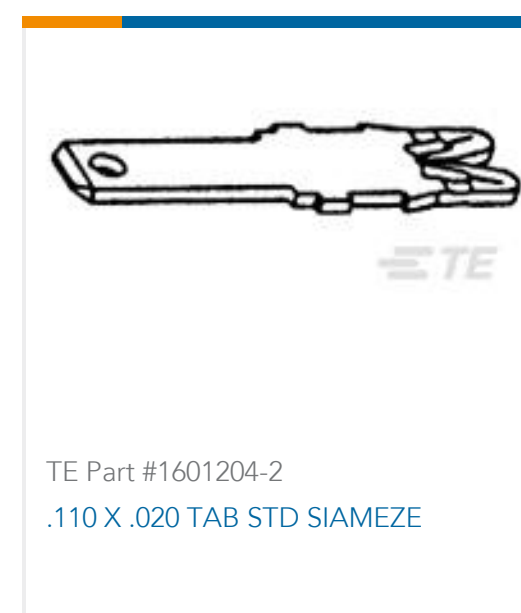
TE Part #1-963226-1
42P SOCKET HOUSING MIX KPL



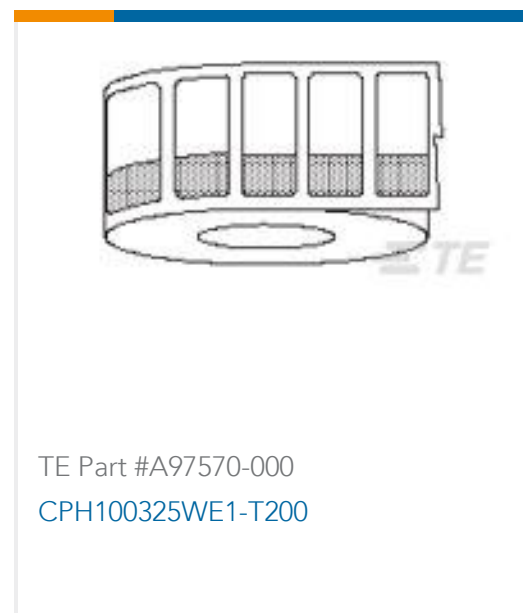
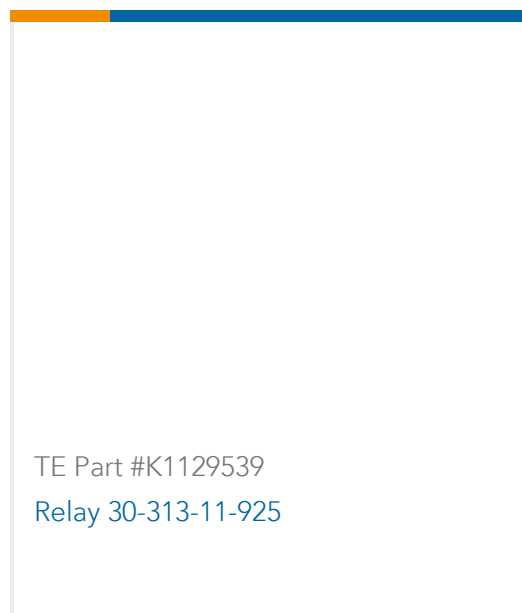
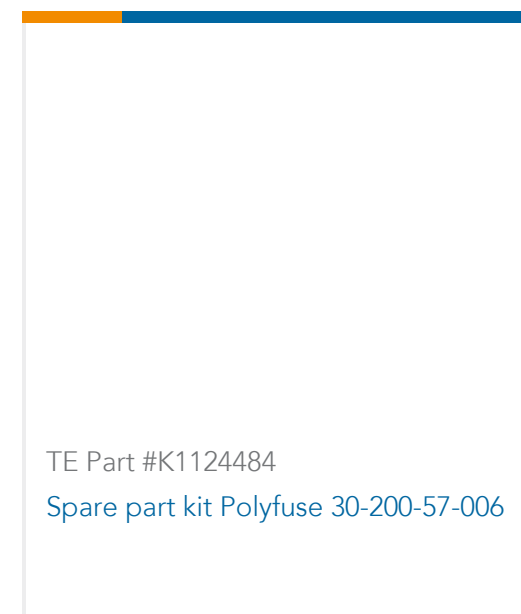
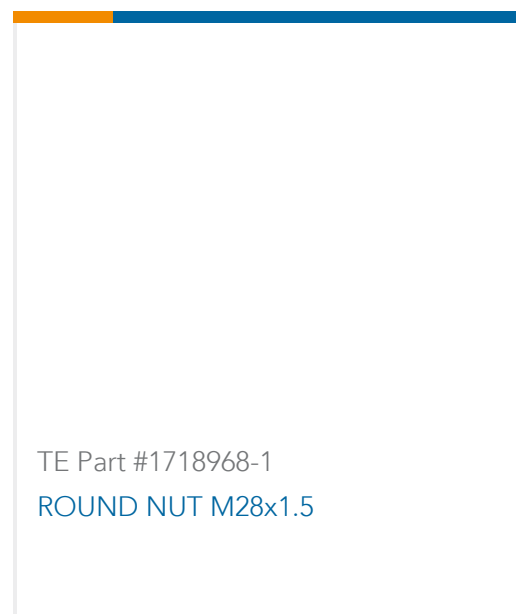
TE Part #2112045-2
SLIDE, FOR 26POS TAB HSG



TE Part #K1060506
Battery Disconnecter 35-550



TE Part #1601204-2
.110 X .020 TAB STD SIAMEZE



Documents

CAD Files

3D PDF

3D

Customer View Model

[ENG_CVM_CVM_1-1414122-0_A.2d_dxf.zip](#)

English

Customer View Model

[ENG_CVM_CVM_1-1414122-0_A.3d_igs.zip](#)

English

Customer View Model

[ENG_CVM_CVM_1-1414122-0_A.3d_stp.zip](#)

English

By downloading the CAD file I accept and agree to the [Terms and Conditions](#) of use.

Datasheets & Catalog Pages

Automotive Relay Application Notes

English

Shrouded Power Relay F7 A, Maxi ISO, Plug-In

English

Product Specifications

Definitions General Purpose Relays

English