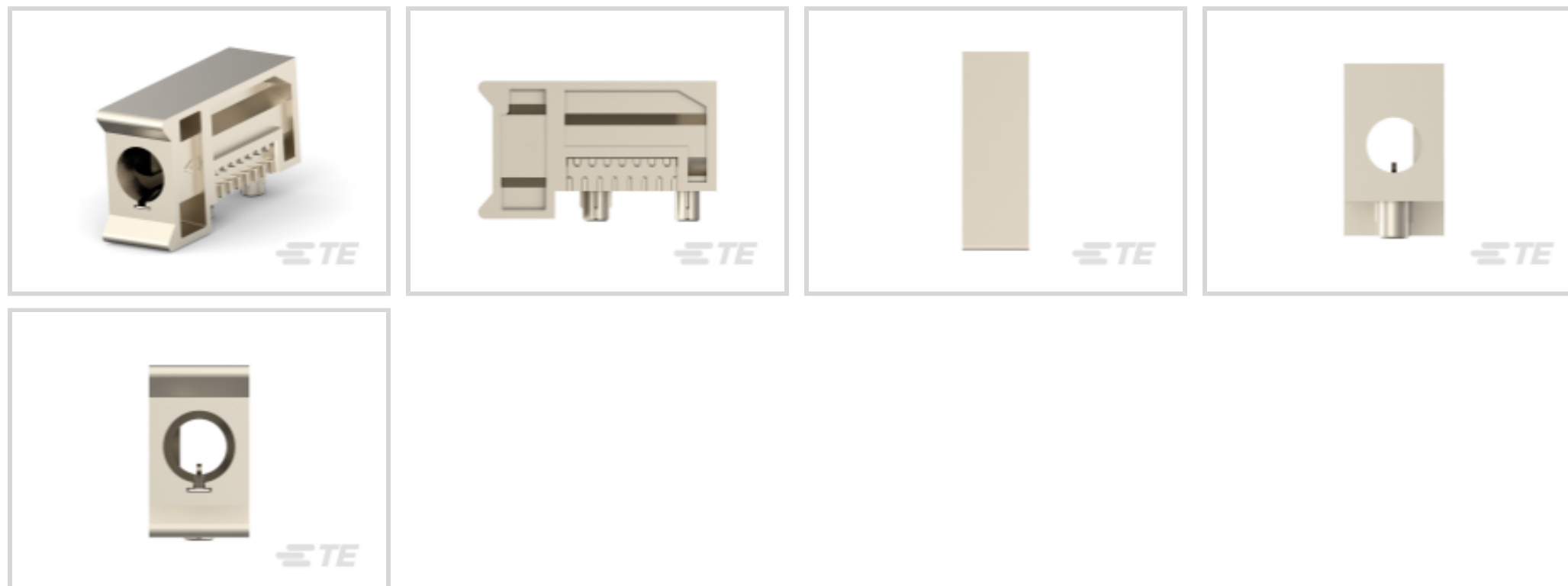




Connectors > PCB Connectors > Backplane Connectors > Backplane Guide Hardware



Connector Guide Hardware Type: **Guide Socket Module**

Backplane Guide Location: **Front Board**

Operating Temperature Range: **-30 – 105 °C [ -22 – 221 °F ]**

## Features

### Product Type Features

Connector Guide Hardware Type	Guide Socket Module
-------------------------------	---------------------

### Configuration Features

PCB Mount Orientation	Right Angle
Backplane Guide Location	Front Board

### Mechanical Attachment

Mating Alignment Type	Keyed
Mating Alignment	With

### Dimensions

Product Length	31.88 mm[1.255 in]
----------------	--------------------

### Usage Conditions

Operating Temperature Range	-30 – 105 °C[-22 – 221 °F]
-----------------------------	----------------------------

## Product Compliance

[For compliance documentation, visit the product page on TE.com>](#)

EU RoHS Directive 2011/65/EU	Compliant
EU ELV Directive 2000/53/EC	Compliant



China RoHS 2 Directive MIIT Order No 32, 2016	No Restricted Materials Above Threshold
EU REACH Regulation (EC) No. 1907/2006	Current ECHA Candidate List: JUNE 2023 (235) Candidate List Declared Against: JUNE 2023 (235) Does not contain REACH SVHC
Halogen Content	Low Halogen - Br, Cl, F, I < 900 ppm per homogenous material. Also BFR/CFR/PVC Free
Solder Process Capability	Not applicable for solder process capability

Product Compliance Disclaimer

This information is provided based on reasonable inquiry of our suppliers and represents our current actual knowledge based on the information they provided. This information is subject to change. The part numbers that TE has identified as EU RoHS compliant have a maximum concentration of 0.1% by weight in homogenous materials for lead, hexavalent chromium, mercury, PBB, PBDE, DBP, BBP, DEHP, DIBP, and 0.01% for cadmium, or qualify for an exemption to these limits as defined in the Annexes of Directive 2011/65/EU (RoHS2). Finished electrical and electronic equipment products will be CE marked as required by Directive 2011/65/EU. Components may not be CE marked. Additionally, the part numbers that TE has identified as EU ELV compliant have a maximum concentration of 0.1% by weight in homogenous materials for lead, hexavalent chromium, and mercury, and 0.01% for cadmium, or qualify for an exemption to these limits as defined in the Annexes of Directive 2000/53/EC (ELV). Regarding the REACH Regulation, the information TE provides on SVHC in articles for this part number is based on the latest European Chemicals Agency (ECHA) 'Guidance on requirements for substances in articles' posted at this URL: <https://echa.europa.eu/guidance-documents/guidance-on-reach>

## Compatible Parts

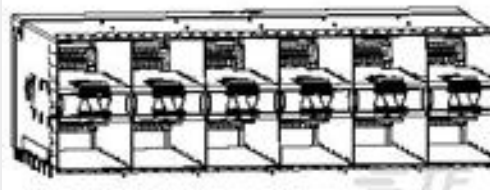


TE Part # 1410477-2  
MULTI-GIG GD PIN KEY/ESD NI PL

## Customers Also Bought



TE Part #1888247-1  
20 POS SMT CONN, SFP/SFP+, 30A



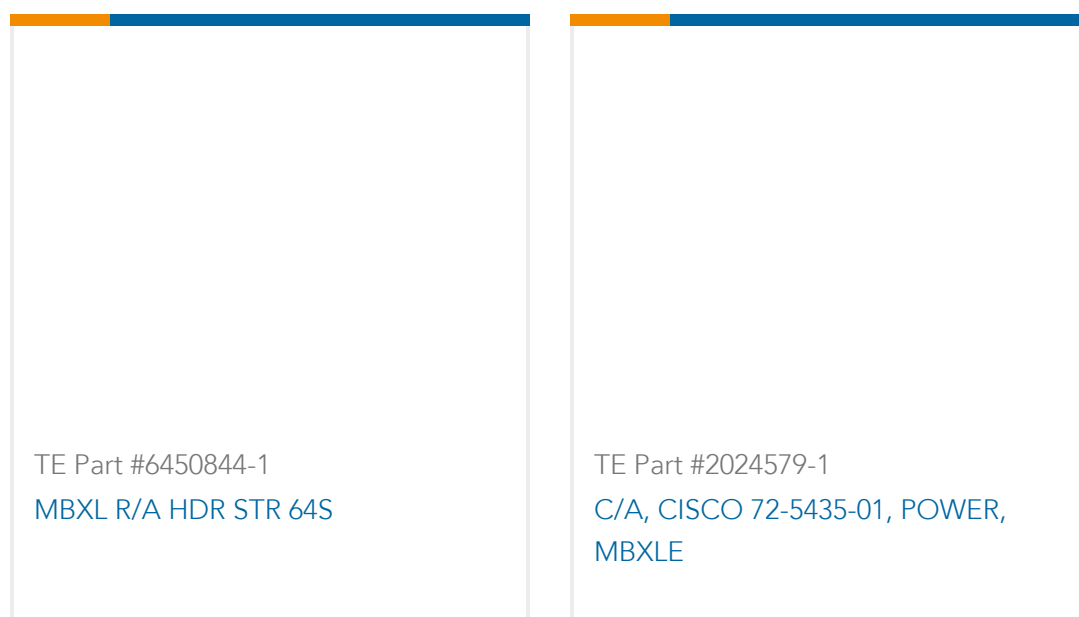
TE Part #2198339-7  
zSFP+ STACKED 2X6 RECEPTACLE ASSEMBLY



TE Part #2204165-3  
MBXLE R/A HEADER 4P CONN



TE Part #2306345-2  
HEAT SINK, QSFP28 1X1, CUSTOMIZED



## Documents

### Product Drawings

[MULTIGIG RT KEY/ESD .8" 45 DEG](#)

English

### CAD Files

Customer View Model

[ENG\\_CVM\\_CVM\\_1-1410297-2\\_A.2d\\_dxf.zip](#)

English

[3D PDF](#)

3D

Customer View Model

[ENG\\_CVM\\_CVM\\_1-1410297-2\\_A.3d\\_igs.zip](#)

English

Customer View Model

[ENG\\_CVM\\_CVM\\_1-1410297-2\\_A.3d\\_stp.zip](#)

English

By downloading the CAD file I accept and agree to the [Terms and Conditions](#) of use.

### Datasheets & Catalog Pages

[High Speed Backplane Connectors catalog - MULTIGIG RT Connector](#)

English

[High Speed Backplane Connectors catalog - Z-PACK HM-Zd Connector](#)

English

[2\\_PIECE\\_POWER\\_CONNECTORS\\_qrg\\_4-1773458-1](#)

English

### Product Specifications

[Application Specification](#)

English

### Product Environmental Compliance

[Product Compliance](#)

English

[Product Compliance](#)

English

