



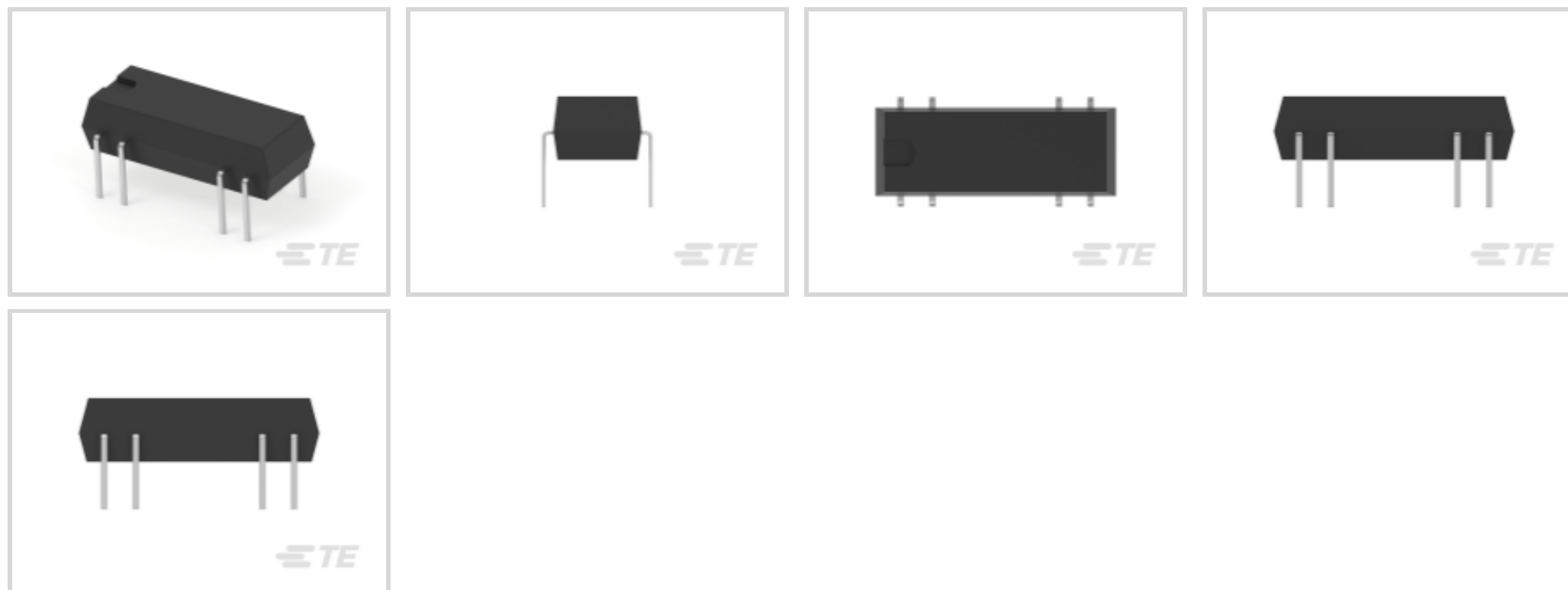
Axicom | Axicom Reed Relay V23100 -V4

TE Internal #: 1-1393763-7

Signal Relays, 24 VDC Contact Voltage, 288 mW Coil Power (DC),
Printed Circuit Board, PCB-THT, 24 VDC Coil Voltage, 1 A, Axicom
Reed Relay V23100 -V4

[View on TE.com >](#)

Relays, Contactors & Switches > Relays > Signal Relays



Contact Voltage Rating: **24 VDC**

Signal Relay Coil Power Rating (DC): **288 mW**

Signal Relay Mounting Type: **Printed Circuit Board**

Signal Relay Terminal Type: **PCB-THT**

Signal Relay Coil Voltage Rating: **24 VDC**

Features

Product Type Features

Relay Type	Reed Relay V23100-V4
Relay Style	Reed Relay V23100-V4
Product Type	Relay

Electrical Characteristics

Coil Power Rating Class	200 – 300 mW
Actuating System	DC
Input Voltage	100 VDC
Insulation Initial Dielectric Between Open Contacts	250 Vrms
Contact Limiting Short-Time Current	.4 A
Insulation Initial Dielectric Between Contacts and Coil	1500 Vrms
Insulation Initial Dielectric Between Coil/Contact Class	1000 V – 1500 VA
Power Consumption	50 – 288 mW
Contact Limiting Making Current	.4 A
Coil Resistance	2000 Ω



Contact Limiting Continuous Current	1 A
Coil Type	Monostable
Contact Limiting Breaking Current	.4 A
Contact Switching Load (Min)	10mA @ .01V
Coil Special Features	Diode
Contact Voltage Rating	24 VDC
Signal Relay Coil Power Rating (DC)	288 mW
Signal Relay Coil Voltage Rating	24 VDC
Signal Relay Contact Switching Voltage (Max)	200 VDC
Signal Relay Coil Magnetic System	Monostable, DC

Body Features

Insulation Special Features	Electrostatic Shield
Weight	1.4 g[.0494 oz]

Contact Features

Contact Plating Material	Ruthenium
Contact Current Class	0 – 2 A
Contact Special Features	Reed Contacts
Signal Relay Terminal Type	PCB-THT
Signal Relay Contact Current Rating	1 A
Signal Relay Contact Arrangement	1 Form A (NO)
Contact Material	Ruthenium
Contact Number of Poles	1

Termination Features

Termination Type	Through Hole
------------------	--------------

Mechanical Attachment

Signal Relay Mounting Type	Printed Circuit Board
----------------------------	-----------------------

Dimensions

Width Class (Mechanical)	6 – 8 mm
Width	6.4 mm[.252 in]
Height	5.1 mm[.201 in]
Length Class (Mechanical)	16 – 20 mm
Length	19.3 mm[.76 in]

Height Class (Mechanical)	0 – 6 mm
---------------------------	----------

Usage Conditions

Environmental Ambient Temperature (Max)	85 °C[85 °F]
Environmental Ambient Temperature Class	70 – 85°C
Operating Temperature Range	-40 – 85 °C

Operation/Application

Performance Type	Standard
------------------	----------

Packaging Features

Packaging Method	Box & Tube, Tube
------------------	------------------

Product Compliance

For compliance documentation, visit the product page on [TE.com](https://www.te.com)>

EU RoHS Directive 2011/65/EU	Compliant
EU ELV Directive 2000/53/EC	Compliant
China RoHS 2 Directive MIIT Order No 32, 2016	No Restricted Materials Above Threshold
EU REACH Regulation (EC) No. 1907/2006	Current ECHA Candidate List: JUNE 2023 (235) Candidate List Declared Against: JUNE 2023 (235) Does not contain REACH SVHC
Halogen Content	Low Halogen - Br, Cl, F, I < 900 ppm per homogenous material. Also BFR/CFR/PVC Free
Solder Process Capability	Wave solder capable to 265°C

Product Compliance Disclaimer

This information is provided based on reasonable inquiry of our suppliers and represents our current actual knowledge based on the information they provided. This information is subject to change. The part numbers that TE has identified as EU RoHS compliant have a maximum concentration of 0.1% by weight in homogenous materials for lead, hexavalent chromium, mercury, PBB, PBDE, DBP, BBP, DEHP, DIBP, and 0.01% for cadmium, or qualify for an exemption to these limits as defined in the Annexes of Directive 2011/65/EU (RoHS2). Finished electrical and electronic equipment products will be CE marked as required by Directive 2011/65/EU. Components may not be CE marked. Additionally, the part numbers that TE has identified as EU ELV compliant have a maximum concentration of 0.1% by weight in homogenous materials for lead, hexavalent chromium, and mercury, and 0.01% for cadmium, or qualify for an exemption to these limits as defined in the Annexes of Directive 2000/53/EC (ELV). Regarding the REACH Regulation, the information TE provides on SVHC in articles for this part number is based on the latest European Chemicals Agency (ECHA) 'Guidance on requirements for substances in articles' posted at this URL: <https://echa.europa.eu/guidance-documents/guidance-on-reach>

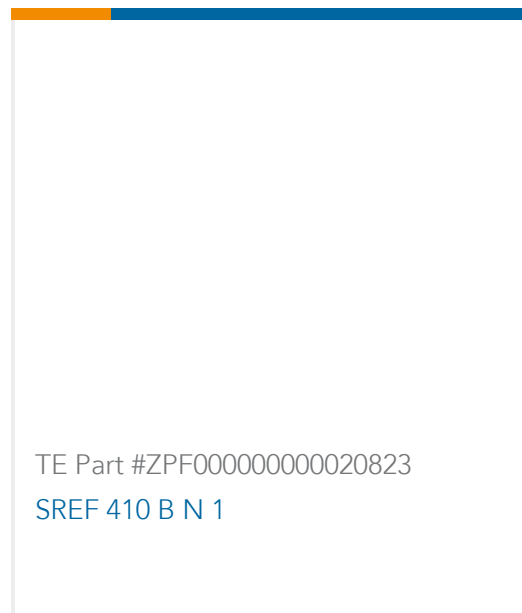
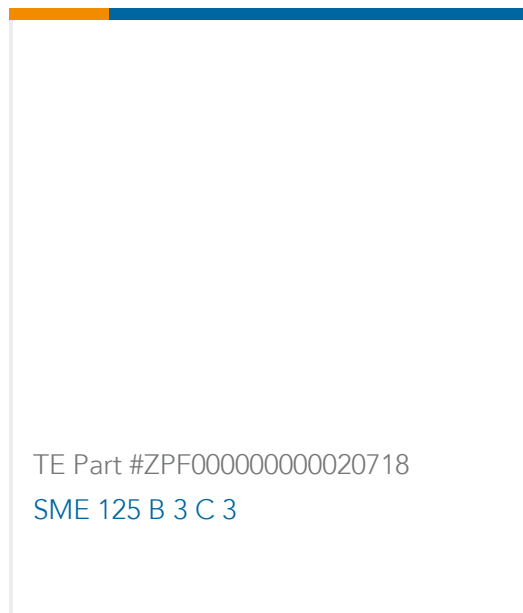
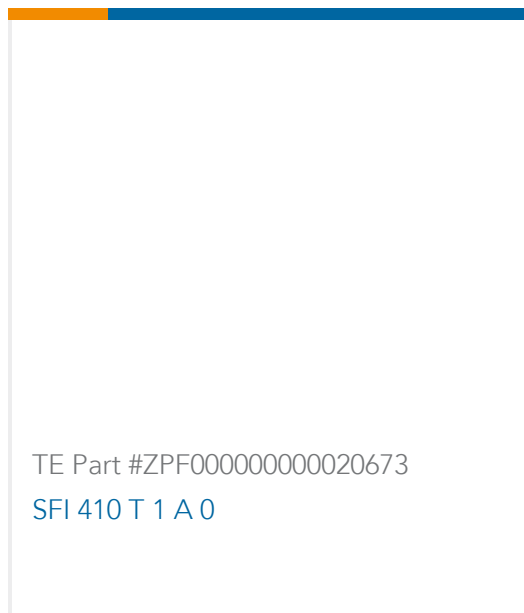
Compatible Parts



Also in the Series | Axicom Reed Relay V23100 -V4



Customers Also Bought





Documents

CAD Files

3D PDF

3D

Customer View Model

[ENG_CVM_CVM_1-1393763-7_B.2d_dxf.zip](#)

English

Customer View Model

[ENG_CVM_CVM_1-1393763-7_B.3d_igs.zip](#)

English

Customer View Model

[ENG_CVM_CVM_1-1393763-7_B.3d_stp.zip](#)

English

By downloading the CAD file I accept and agree to the [Terms and Conditions](#) of use.

Datasheets & Catalog Pages

[Reed Relay V23100-V4](#)

English

Product Specifications

[Definitions General Purpose Relays](#)

English

[Product Specification](#)

English