



## Power Relay F

TE Internal #: 1-1393304-1

Maxi Relays, 24 VDC Coil Voltage, Plug-In, Monostable, DC, 324  $\Omega$

Coil Resistance, Mounting Brackets, Power Relay F

[View on TE.com >](#)

Relays, Contactors & Switches > Relays > Automotive Relays > Automotive Plug-In Relays > Maxi Relays



Rated Coil Voltage: **24 VDC**

Maxi Relay Contact Current Class: **>50A**

Maxi Relay Mounting Type: **Plug-In**

Maxi Relay Coil Magnetic System: **Monostable, DC**

Maxi Relay Coil Resistance: **324  $\Omega$**

## Features

### Product Type Features

Relay Type	Power Relay F7
------------	----------------

### Electrical Characteristics

Coil Power Rating Class	>1.5W
Current Rating (85°C)	25 A
Contact Limiting Short-Time Current	300 A
Insulation Initial Dielectric Between Contacts and Coil	500 Vrms
Insulation Initial Dielectric Between Coil/Contact Class	0 – 500 V
Coil Power Rating (DC)	1800 mW
Insulation Initial Dielectric Between Open Contacts	500 Vrms
Contact Limiting Making Current	240 A
Contact Limiting Continuous Current	70 A
Rated Voltage	24 VDC
Contact Limiting Breaking Current	25 A
Contact Switching Load (Min)	1000mA @ 5VDC
Rated Coil Voltage	24 VDC
Maxi Relay Coil Magnetic System	Monostable, DC
Maxi Relay Coil Resistance	324 $\Omega$

### Body Features

Weight	38 g[1.3 oz]
--------	--------------



### Contact Features

Terminal Type	Plug-In, Quick Connect
Contact Arrangement	1 Form A (NO)
Contact Base Material	Silver Alloy
Maxi Relay Contact Current Class	>50A

### Mechanical Attachment

Maxi Relay Mounting Type	Plug-In
--------------------------	---------

### Dimensions

Width Class (Mechanical)	25 – 30 mm
Length Class (Mechanical)	25 – 30 mm
Height Class (Mechanical)	25 – 30 mm
Width	25.9 mm[1.019 in]
Length	25.9 mm[1.019 in]
Height	24.9 mm[.98 in]

### Usage Conditions

Environmental Ambient Temperature (Max)	125 °C[257 °F]
Environmental Ambient Temperature Class	105 – 125°C

### Other

Mounting Brackets	With
-------------------	------

### Product Compliance

[For compliance documentation, visit the product page on TE.com>](#)

EU RoHS Directive 2011/65/EU	Compliant
EU ELV Directive 2000/53/EC	Compliant
China RoHS 2 Directive MIIT Order No 32, 2016	No Restricted Materials Above Threshold
EU REACH Regulation (EC) No. 1907/2006	Current ECHA Candidate List: JUNE 2023 (235) Candidate List Declared Against: JUNE 2022 (224) Does not contain REACH SVHC
Halogen Content	Low Halogen - Br, Cl, F, I < 900 ppm per homogenous material. Also BFR/CFR/PVC Free
Solder Process Capability	Not applicable for solder process capability


Product Compliance Disclaimer

This information is provided based on reasonable inquiry of our suppliers and represents our current actual knowledge based on the information they provided. This information is subject to change. The part numbers that TE has identified as EU RoHS compliant have a maximum concentration of 0.1% by weight in homogenous materials for lead, hexavalent chromium, mercury, PBB, PBDE, DBP, BBP, DEHP, DIBP, and 0.01% for cadmium, or qualify for an exemption to these limits as defined in the Annexes of Directive 2011/65/EU (RoHS2). Finished electrical and electronic equipment products will be CE marked as required by Directive 2011/65/EU. Components may not be CE marked. Additionally, the part numbers that TE has identified as EU ELV compliant have a maximum concentration of 0.1% by weight in homogenous materials for lead, hexavalent chromium, and mercury, and 0.01% for cadmium, or qualify for an exemption to these limits as defined in the Annexes of Directive 2000/53/EC (ELV). Regarding the REACH Regulation, the information TE provides on SVHC in articles for this part number is based on the latest European Chemicals Agency (ECHA) 'Guidance on requirements for substances in articles' posted at this URL: <https://echa.europa.eu/guidance-documents/guidance-on-reach>

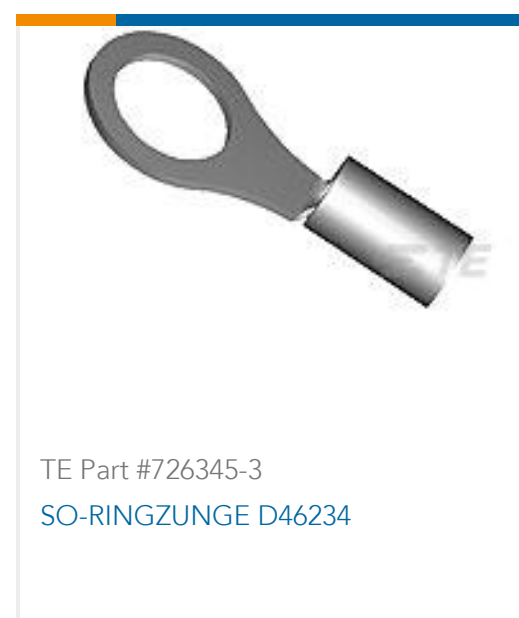
### Compatible Parts

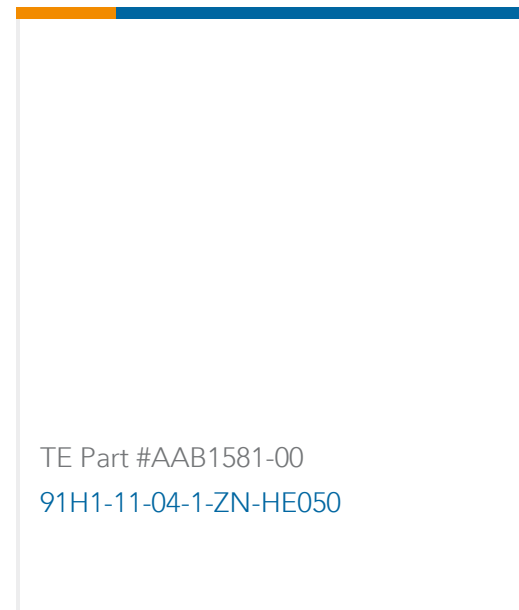
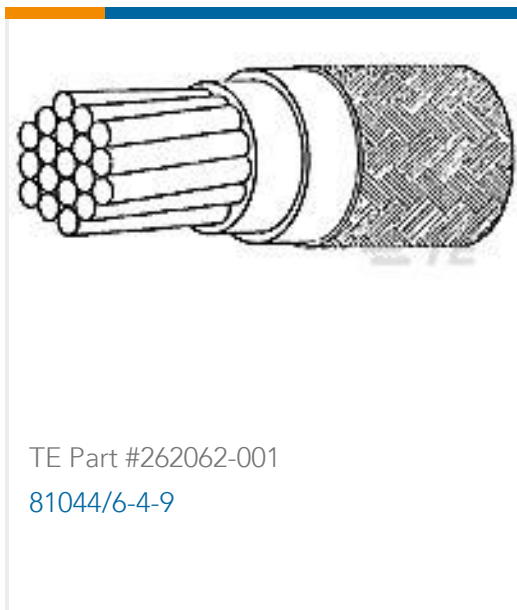


### Also in the Series | Power Relay F



### Customers Also Bought





## Documents

### Product Drawings

[V23134J1053D642-EV-CBOX](#)

English

### CAD Files

Customer View Model

[ENG\\_CVM\\_1-1393304-1\\_S00F.3d\\_igs.zip](#)

English

Customer View Model

[ENG\\_CVM\\_1-1393304-1\\_S00F.3d\\_stp.zip](#)

English

Customer View Model

[ENG\\_CVM\\_1-1393304-1\\_S00F.2d\\_dxf.zip](#)

English

### 3D PDF

English

By downloading the CAD file I accept and agree to the [Terms and Conditions](#) of use.

### Datasheets & Catalog Pages

[MFINITY Version AUT](#)

English

[Automotive Relay Application Notes](#)

English

[MFINITY Modular Hard Wired Fuse and Relay Box](#)

English

### Product Specifications



## Definitions General Purpose Relays

English