

# T9AS1D12-110 ✓ ACTIVE

Potter & Brumfield | Potter & Brumfield T9A


TE Internal #: 1-1393210-2

Power Relays, Standard, Monostable, DC, 1000 mW Coil Power Rating DC, 12100  $\Omega$  Coil Resistance, UL Coil Insulation Class F, Potter & Brumfield T9A

[View on TE.com >](#)



Relays, Contactors & Switches > Relays > Power Relays > PCB Power Relay: 30 Amp, Monostable DC



Power Relay Type: **Standard**

Coil Magnetic System: **Monostable, DC**

Coil Power Rating DC: **1000 mW**

Coil Resistance: **12100  $\Omega$**

Coil Special Features: **UL Coil Insulation Class F**

[All PCB Power Relay: 30 Amp, Monostable DC \(67\)](#)

## Features

### Product Type Features

Enclosure Type	Sealed
Output Type	AC
Power Relay Type	Standard

### Configuration Features

Output Switching	Random
------------------	--------

### Electrical Characteristics

Insulation Initial Dielectric Between Coil & Contact Class	1500 – 2500 V
Output Current Rating	0 – 30 Arms
Actuating System	DC
Insulation Initial Dielectric Between Open Contacts	1500 Vrms
Contact Limiting Short-Time Current	30 A
Coil Power Rating	1 W



Insulation Creepage Class	5.5 – 8 mm
Coil Power Rating Class	800 – 1000 mW
Insulation Initial Dielectric Between Adjacent Contacts	1500 Vrms
Insulation Initial Resistance	1000 M $\Omega$
Insulation Initial Dielectric Between Contacts & Coil	2500 Vrms
Output Voltage (Max)	240 V
Contact Limiting Making Current	30 A
Insulation Creepage Between Contact & Coil	6.36 mm[.25 in]
Contact Limiting Continuous Current	30 A
Output Voltage Rating (AC Relays)	0 – 240 Vrms
Output Current (Min)	1 A
Contact Limiting Breaking Current	30 A
Coil Current	.009 A
Coil Magnetic System	Monostable, DC
Coil Power Rating DC	1000 mW
Coil Resistance	12100 $\Omega$
Coil Special Features	UL Coil Insulation Class F
Coil Voltage Rating	110 VDC
Contact Switching Load (Min)	1000mA @ 5V
Contact Switching Voltage (Max)	277 VAC
Contact Voltage Rating	277 VAC

### Body Features

Insulation Special Features	6000V Initial Surge Withstand Voltage between Contacts & Coil
Product Weight	26 g[.918 oz]
Packaging Style	Panel Mount
Case Color	Black

### Contact Features

Contact Plating Material	AgCdO
Switch Arrangement	1 Form A (SPST-NO)
Contact Arrangement	1 Form A (NO)
Contact Current Class	16 A, 20 – 30 A
Contact Current Rating (Max)	30 A

Contact Material	AgCdO
------------------	-------

Contact Number of Poles	1
-------------------------	---

Relay Terminal Type	PCB-THT
---------------------	---------

### Termination Features

Relay Termination Type	Printed Circuit Terminals
------------------------	---------------------------

### Mechanical Attachment

Relay Mounting Type	Printed Circuit Board
---------------------	-----------------------

### Dimensions

Length Class (Mechanical)	30 – 35 mm
---------------------------	------------

Height Class (Mechanical)	25 – 30 mm
---------------------------	------------

Insulation Clearance Between Contact & Coil	3.18 mm[.125 in]
---	------------------

Insulation Clearance Class	2.5 – 4 mm
----------------------------	------------

Width Class (Mechanical)	25 – 30 mm
--------------------------	------------

Product Width	27.4 mm[1.079 in]
---------------	-------------------

Product Length	32.5 mm[1.281 in]
----------------	-------------------

Product Height	20.4 mm[.803 in]
----------------	------------------

### Usage Conditions

Environmental Ambient Temperature (Max)	85 °C[185 °F]
---	---------------

Environmental Ambient Temperature Class	70 – 85 °C
---	------------

Operating Temperature Range	-55 – 85 °C[-67 – 185 °F]
-----------------------------	---------------------------

### Packaging Features

Packaging Method	Box & Tray, Package
------------------	---------------------

### Product Compliance

[For compliance documentation, visit the product page on TE.com>](#)

EU RoHS Directive 2011/65/EU	Compliant with Exemptions
------------------------------	---------------------------

EU ELV Directive 2000/53/EC	Not Compliant
-----------------------------	---------------

China RoHS 2 Directive MIIT Order No 32, 2016	Restricted Materials Above Threshold
---	--------------------------------------

EU REACH Regulation (EC) No. 1907/2006	Current ECHA Candidate List: JUNE 2023 (235) Candidate List Declared Against: JAN 2022 (223) SVHC > Threshold: Cadmium oxide (3.18% in contact)
--	--

Article Safe Usage Statements:



Use personal protective equipment as required. Do not eat, drink or smoke when using this product. Recycle if possible and dispose of the article by following all applicable governmental regulations relevant to your geographic location.

Halogen Content

Not Low Halogen - contains Br or Cl > 900 ppm.

Solder Process Capability

Wave solder capable to 260°C


Product Compliance Disclaimer

This information is provided based on reasonable inquiry of our suppliers and represents our current actual knowledge based on the information they provided. This information is subject to change. The part numbers that TE has identified as EU RoHS compliant have a maximum concentration of 0.1% by weight in homogenous materials for lead, hexavalent chromium, mercury, PBB, PBDE, DBP, BBP, DEHP, DIBP, and 0.01% for cadmium, or qualify for an exemption to these limits as defined in the Annexes of Directive 2011/65/EU (RoHS2). Finished electrical and electronic equipment products will be CE marked as required by Directive 2011/65/EU. Components may not be CE marked. Additionally, the part numbers that TE has identified as EU ELV compliant have a maximum concentration of 0.1% by weight in homogenous materials for lead, hexavalent chromium, and mercury, and 0.01% for cadmium, or qualify for an exemption to these limits as defined in the Annexes of Directive 2000/53/EC (ELV). Regarding the REACH Regulation, the information TE provides on SVHC in articles for this part number is based on the latest European Chemicals Agency (ECHA) 'Guidance on requirements for substances in articles' posted at this URL: <https://echa.europa.eu/guidance-documents/guidance-on-reach>

## Compatible Parts



## Also in the Series | Potter & Brumfield T9A



## Customers Also Bought



TE Part #1-1879071-3  
THS50 1R5 5%



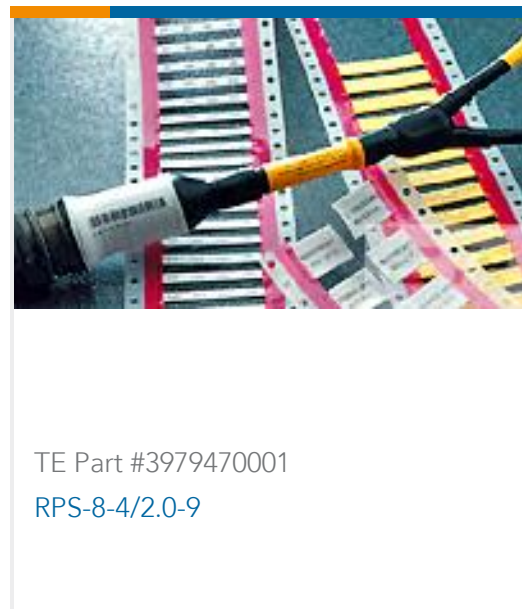
TE Part #440054-4  
2.0MM,HDR,4POS,VERTICAL



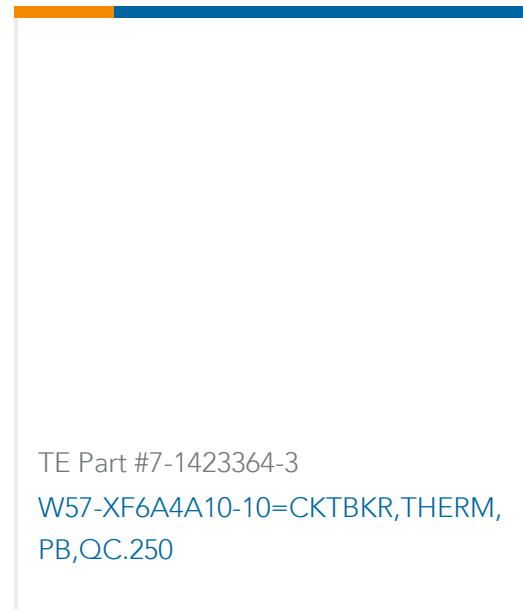
TE Part #643406-1  
05P UMNL PIN HDR ASSY POL 94VO



TE Part #643408-1  
06P UMNL PIN HDR ASSY POL 94VO



TE Part #3979470001  
RPS-8-4/2.0-9



TE Part #7-1423364-3  
W57-XF6A4A10-10=CKTBKR,THERM,  
PB,QC.250



TE Part #2213752-1  
2 POS HIGH TEMP MATE-N-LOK PIN  
ASSM

## Documents

### CAD Files

#### Customer View Model

[ENG\\_CVM\\_CVM\\_1-1393210-2\\_K1.3d\\_stp.zip](#)

English

#### Customer View Model

[ENG\\_CVM\\_CVM\\_1-1393210-2\\_K1.3d\\_igs.zip](#)

English

### 3D PDF

3D

#### Customer View Model

[ENG\\_CVM\\_CVM\\_1-1393210-2\\_K1.2d\\_dxf.zip](#)

English

By downloading the CAD file I accept and agree to the [Terms and Conditions](#) of use.

### Datasheets & Catalog Pages

#### T9A Relay Datasheet

English

### Product Specifications

#### Definitions General Purpose Relays

English

### Agency Approvals

#### Agency Approval Document

English