

# STEP3-PS/1AC/24DC/1.3/PT - Power supply unit



1088494

<https://www.phoenixcontact.com/us/products/1088494>

Please be informed that the data shown in this PDF document is generated from our online catalog. Please find the complete data in the user documentation. Our general terms of use for downloads are valid.



Primary-switched power supply unit, STEP POWER, Push-in connection, DIN rail or direct mounting, input: 1-phase, output: 24 V DC / 1.3 A

## Product description

STEP POWER power supplies for distribution boards. The STEP POWER power supplies with Push-in connection technology are the professional solution for intelligent building automation. The compact devices are economical, space-saving, and flexible in application.

## Your advantages

- Energy savings with the highest level of efficiency in no-load and part-load operation (Efficiency Level VI)
- Space savings in the control cabinet due to the narrow design combined with increased performance (up to 100%)
- Approval for household purposes (EN 60335) allows use in domestic applications
- Quick and easy startup with tool-free Push-in connection technology at a 45° angle with double terminal points
- Flexible mounting: Snap onto a DIN rail or screw onto a level surface

## Commercial data

Item number	1088494
Packing unit	1 pc
Minimum order quantity	1 pc
Sales key	CM09
Product key	CMPH13
GTIN	4055626890609
Weight per piece (including packing)	177.84 g
Weight per piece (excluding packing)	170 g
Customs tariff number	85044095
Country of origin	VN

## Technical data

### Input data

#### AC operation

Supply system configuration	Star network (TN, TT, IT (PE))
Input voltage range	100 V AC ... 240 V AC -15 % ... +10 %
Typical national grid voltage	120 V AC 230 V AC
Voltage type of supply voltage	AC
Inrush current	typ. 22 A
Inrush current integral ( $I^2t$ )	typ. 0.27 A <sup>2</sup> s
Frequency range ( $f_N$ )	50 Hz ... 60 Hz $\pm 10$ %
Mains buffering time	typ. 20 ms (120 V AC) typ. 100 ms (230 V AC)
Current consumption	0.59 A (100 V AC) 0.33 A (240 V AC)
Protective circuit	Transient surge protection; Varistor
Switch-on time	typ. 2 s
Device mains fuse	2 A internal (device protection), slow-blow
Recommended breaker for input protection	6 A ... 16 A (Characteristics B, C, D, K)
Discharge current to PE	< 0.25 mA

#### DC operation

Input voltage range	110 V DC ... 250 V DC -20 % ... +40 %
Voltage type of supply voltage	DC
Current consumption	0.31 A (110 V DC) 0.13 A (250 V DC)

### Output data

Efficiency	> 87.5 % (120 V AC) > 88.5 % (230 V AC)
Efficiency Level	VI
Nominal output voltage	24 V DC
Nominal output current ( $I_N$ )	1.3 A
Short-circuit-proof	yes
No-load proof	yes
Derating	> 50 °C ... 70 °C (2 % / K)
Crest factor	typ. 3.45 typ. 4.32
Output power ( $P_N$ )	30 W
Connection in parallel	yes, for increasing power and redundancy with diode
Connection in series	yes, for increased output voltage
Feedback voltage resistance	$\leq 35$ V DC

# STEP3-PS/1AC/24DC/1.3/PT - Power supply unit



1088494

<https://www.phoenixcontact.com/us/products/1088494>

Protection against overvoltage at the output (OVP)	< 35 V DC
Residual ripple	typ. 100 mV <sub>PP</sub>
Control deviation	< 0.5 % (Static load change 10 % ... 90 %)
	< 3 % (Dynamic load change 10 % ... 90 %, (10 Hz))
	< 0.1 % (change in input voltage $\pm 10$ %)
Rise time	typ. 100 ms ( $U_{Out} = 10$ % ... 90 %)
Minimum no-load power dissipation	< 0.1 W (120 V AC)
Maximum no-load power dissipation	< 0.1 W (230 V AC)
Minimum nominal load power dissipation	< 4.4 W (120 V AC)
Power loss nominal load max.	< 3.9 W (230 V AC)

## Connection data

### Input

Position	1.x
----------	-----

### Connection technology

Position marking	1.1, 1.2 (L), 1.3, 1.4 (N)
------------------	----------------------------

### Conductor connection

Connection method	Push-in connection
rigid	0.2 mm <sup>2</sup> ... 2.5 mm <sup>2</sup>
	1 mm <sup>2</sup> (recommended)
flexible	0.2 mm <sup>2</sup> ... 2.5 mm <sup>2</sup>
	1 mm <sup>2</sup> (recommended)
flexible with ferrule without plastic sleeve	0.5 mm <sup>2</sup> ... 1.5 mm <sup>2</sup>
	1 mm <sup>2</sup> (recommended)
flexible with ferrule with plastic sleeve	0.2 mm <sup>2</sup> ... 1 mm <sup>2</sup>
	1 mm <sup>2</sup> (recommended)
rigid (AWG)	24 ... 14 (Cu)
	17 (recommended)
Stripping length	10 mm (rigid/flexible)
	10 mm (Ferrule)

### Output

Position	2.x
----------	-----

### Connection technology

Position marking	2.1, 2.2 (+), 2.3, 2.4 (-)
------------------	----------------------------

### Conductor connection

Connection method	Push-in connection
rigid	0.2 mm <sup>2</sup> ... 2.5 mm <sup>2</sup>
	1 mm <sup>2</sup> (recommended)
flexible	0.2 mm <sup>2</sup> ... 2.5 mm <sup>2</sup>
	1 mm <sup>2</sup> (recommended)
flexible with ferrule without plastic sleeve	0.5 mm <sup>2</sup> ... 1.5 mm <sup>2</sup>

# STEP3-PS/1AC/24DC/1.3/PT - Power supply unit



1088494

<https://www.phoenixcontact.com/us/products/1088494>

	1 mm <sup>2</sup> (recommended)
flexible with ferrule with plastic sleeve	0.2 mm <sup>2</sup> ... 1 mm <sup>2</sup>
	1 mm <sup>2</sup> (recommended)
rigid (AWG)	24 ... 14 (Cu)
	17 (recommended)
Stripping length	10 mm (rigid/flexible)
	10 mm (Ferrule)

## Signaling

### LED signaling

Types of signaling	LED
Signal threshold	> 0,9 x U <sub>N</sub> (U <sub>N</sub> = 24 V DC) (LED lights up green)
	< 0,9 x U <sub>N</sub> (U <sub>N</sub> = 24 V DC) (LED off)

## Electrical properties

Number of phases	1.00
Insulation voltage input/output	4 kV AC (type test)
	3.75 kV AC (routine test)

## Product properties

Product type	Power supply
Product family	STEP POWER
MTBF (IEC 61709, SN 29500)	> 3100000 h (25 °C)
	> 1600000 h (40 °C)
	> 1000000 h (50 °C)
Environmental protection directive	RoHS Directive 2011/65/EU
	WEEE
	Reach

### Insulation characteristics

Protection class	II (in closed control cabinet)
Degree of pollution	2

## Dimensions

### Item dimensions

Width	36 mm
Height	90 mm
Depth	61 mm
	55 mm (Device depth (DIN rail mounting))

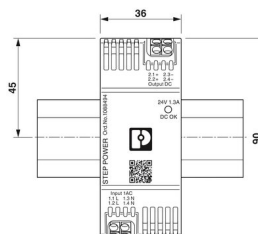
# STEP3-PS/1AC/24DC/1.3/PT - Power supply unit



1088494

<https://www.phoenixcontact.com/us/products/1088494>

## Dimensional drawing



## Horizontal pitch

2 Div. (DIN 43880)

## Installation dimensions

### Installation distance right/left

0 mm / 0 mm

### Installation distance top/bottom

30 mm / 30 mm

## Mounting

### Mounting type

DIN rail or direct mounting

### Assembly instructions

alignable: 0 mm horizontally, 30 mm vertically

### Mounting position

horizontal DIN rail NS 35, EN 60715

### With protective coating

No

## Material specifications

### Flammability rating according to UL 94

V0 (Housing, terminal blocks, base latches)

### Housing material

Plastic

### Foot latch material

Polyamid

### Housing material

Polycarbonate

## Environmental and real-life conditions

### Ambient conditions

#### Degree of protection

IP20

#### Ambient temperature (operation)

-10 °C ... 70 °C (Derating: > 50 °C; 2 %/K)

#### Ambient temperature (storage/transport)

-40 °C ... 85 °C

#### Ambient temperature (start-up type tested)

-25 °C

#### Maximum altitude

≤ 4000 m (> 2000 m, Derating: 10 %/1000 m)

#### Max. permissible relative humidity (operation)

≤ 95 % (at 25 °C, non-condensing)

#### Shock (operation)

18 ms, 30g, per spatial direction (IEC 60068-2-27)

#### Vibration (operation)

< 15 Hz, amplitude ±2.5 mm (IEC 60068-2-6)

15 Hz ... 150 Hz, 2.3g, 90 min.

## Standards and regulations

### Overvoltage category

#### EN 61010-1

II (≤ 4000 m)

### Overvoltage category

#### EN 62477-1

III (≤ 2000 m)

# STEP3-PS/1AC/24DC/1.3/PT - Power supply unit



1088494

<https://www.phoenixcontact.com/us/products/1088494>

## Electrical safety

Standard designation	Electrical safety
Standards/specifications	IEC 61010-1 (SELV)

## Protective extra-low voltage

Standard designation	Protective extra-low voltage
Standards/specifications	IEC 61010-1 (SELV)
	IEC 61010-2-201 (PELV)

## Safe isolation

Standard designation	Safe isolation
Standards/specifications	IEC 61558-2-16

## Low-voltage power supplies, DC output

Standard designation	Low-voltage power supplies, DC output
Standards/specifications	EN 61204-3

## Safety requirements for electrical equipment for measurement, control, and laboratory use

Standard designation	Safety requirements for electrical equipment for measurement, control, and laboratory use
Standards/specifications	IEC 61010-1

## Household and similar electrical appliances - Safety

Standard designation	Safety of electrical devices for household use and similar purposes
Standards/specifications	DIN EN 60335-1

## Electric vehicle conductive charging system - Part 21-2: EMC requirements for off board electric vehicle charging systems

Standard designation	Electric vehicle conductive charging system - Part 21-2: EMC requirements for off board electric vehicle charging systems
Standards/specifications	IEC 61851-21-2
Note	Class B

## Approvals

### UL

Identification	UL 1310 Class 2 Power Units
----------------	-----------------------------

### UL

Identification	UL/C-UL Listed UL 61010-1
----------------	---------------------------

### UL

Identification	UL/C-UL Listed UL 61010-2-201
----------------	-------------------------------

### UL

Identification	UL/C-UL Listed ANSI/UL 121201 Class I, Division 2, Groups A, B, C, D (Hazardous Location)
----------------	---

## EMC data

Low Voltage Directive	Conformance with Low Voltage Directive 2014/35/EC
-----------------------	---

# STEP3-PS/1AC/24DC/1.3/PT - Power supply unit



1088494

<https://www.phoenixcontact.com/us/products/1088494>

Interference emission	Interference emission in accordance with EN 61000-6-3 (residential and commercial) and EN 61000-6-4 (industrial)
Noise immunity	EN 61000-6-2:2005
Electromagnetic compatibility	Conformance with EMC Directive 2014/30/EU
Conducted noise emission	EN 55016 EN 61000-6-3 (Class B)
Noise emission	EN 55016 EN 61000-6-3 (Class B)

## Harmonic currents

Standards/regulations	EN 61000-3-2 EN 61000-3-2 (Class A)
-----------------------	--

## Flicker

Standards/regulations	EN 61000-3-3
Frequency range	0 kHz ... 2 kHz

## Electrostatic discharge

Standards/regulations	EN 61000-4-2
-----------------------	--------------

## Electrostatic discharge

Contact discharge	6 kV (Test Level 3)
Discharge in air	8 kV (Test Level 3)
Comments	Criterion A

## Electromagnetic HF field

Standards/regulations	EN 61000-4-3
-----------------------	--------------

## Electromagnetic HF field

Frequency range	80 MHz ... 1 GHz
Test field strength	10 V/m (Test Level 3)
Frequency range	1 GHz ... 6 GHz
Test field strength	10 V/m (Test Level 3)
Comments	Criterion A

## Fast transients (burst)

Standards/regulations	EN 61000-4-4
-----------------------	--------------

## Fast transients (burst)

Input	asymmetrical 4 kV (Test Level 4)
Output	asymmetrical 2 kV (Test Level 3)
Comments	Criterion A

## Surge voltage load (surge)

Standards/regulations	EN 61000-4-5
Input	symmetrical 2 kV (Test Level 4) asymmetrical 4 kV (Test Level 4)
Output	symmetrical 1 kV (Test Level 3)

1088494

<https://www.phoenixcontact.com/us/products/1088494>

	asymmetrical 2 kV (Test Level 3)
Comments	Criterion A

## Conducted interference

Standards/regulations	EN 61000-4-6
-----------------------	--------------

## Conducted interference

Input/Output	asymmetrical
Frequency range	0.15 MHz ... 80 MHz
Comments	Criterion A
Voltage	10 V (Test Level 3)

## Voltage dips

Standards/regulations	EN 61000-4-11
Voltage	230 V AC
Frequency	50 Hz
Voltage dip	70 %
Number of periods	25 periods
Additional text	Class 3
Comments	Criterion A
Voltage dip	40 %
Number of periods	10 periods
Additional text	Class 3
Comments	Criterion A
Voltage dip	0 %
Number of periods	1 period
Additional text	Class 3
Comments	Criterion A

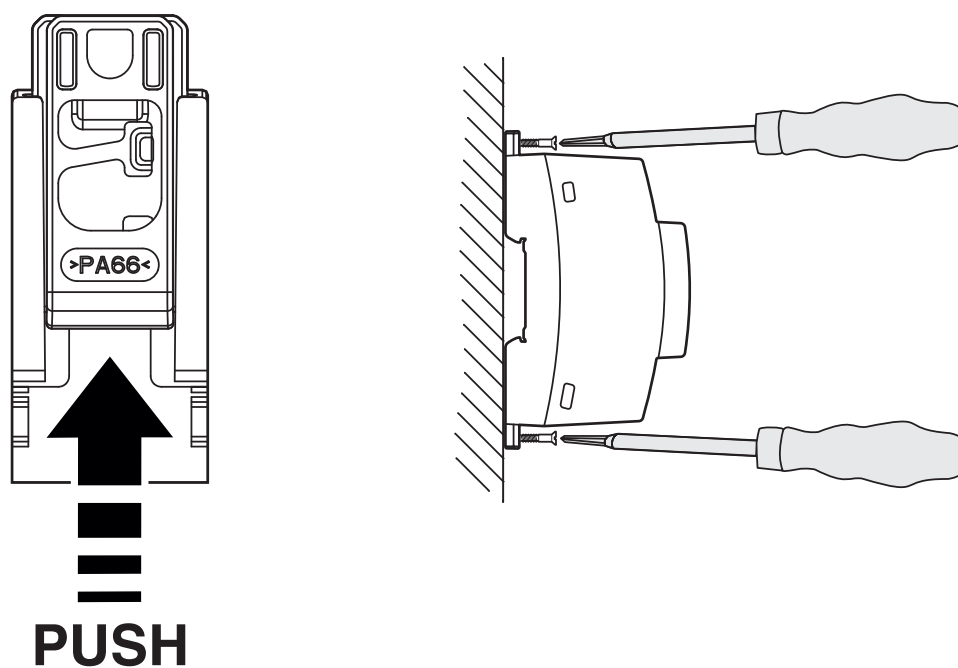
## Criteria

Criterion A	Normal operating behavior within the specified limits.
Criterion B	Temporary impairment to operational behavior that is corrected by the device itself.
Criterion C	Temporary adverse effects on the operating behavior, which the device corrects automatically or which can be restored by actuating the operating elements.



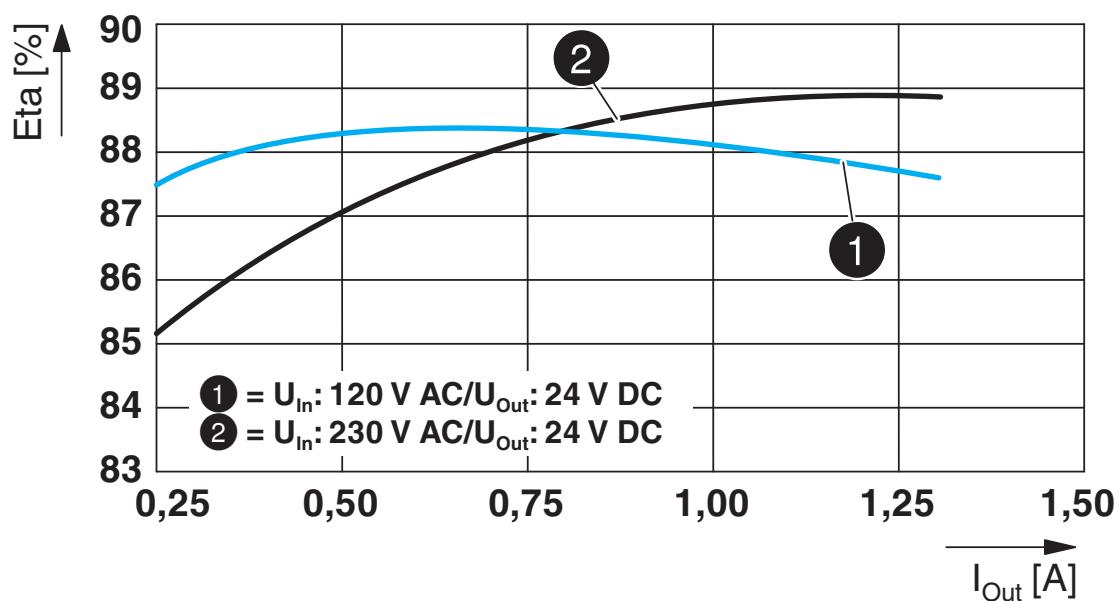
## Drawings

Schematic diagram

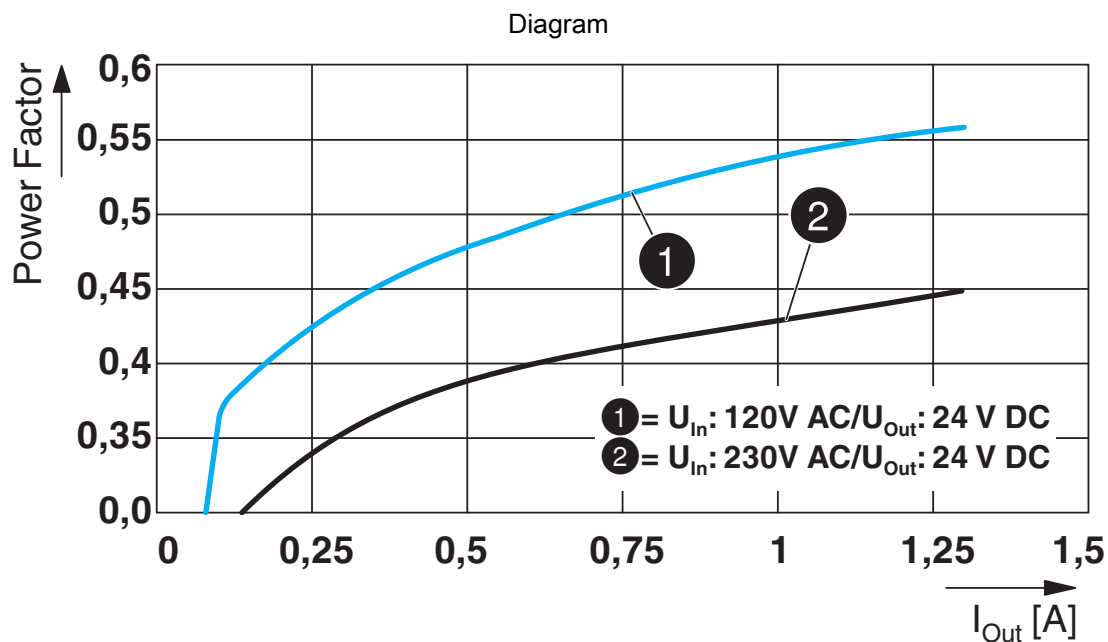


Mounting option

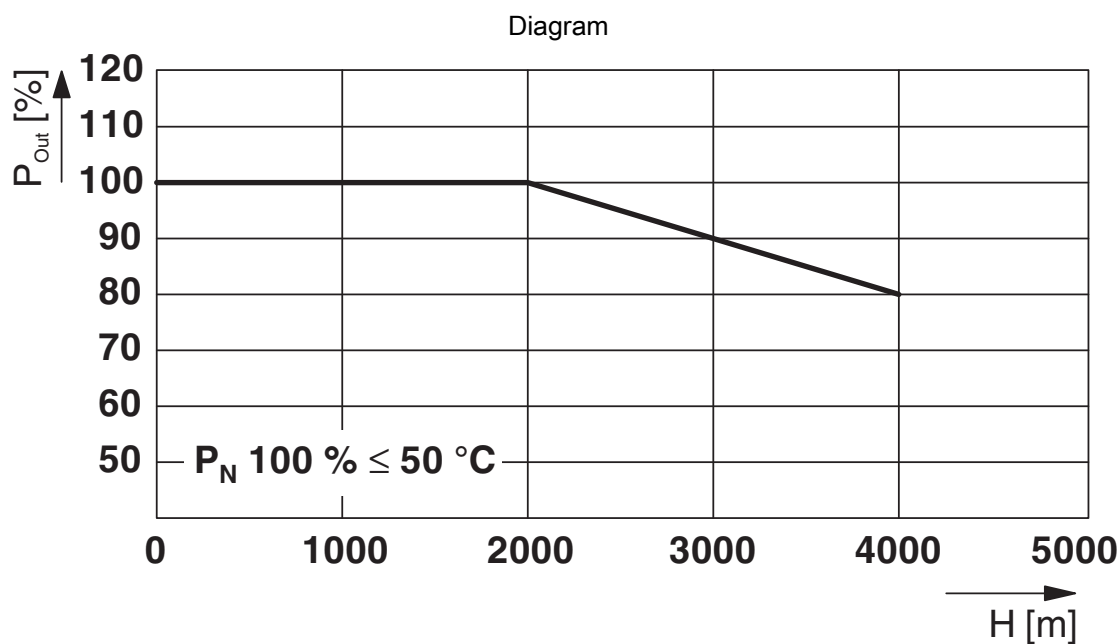
Diagram



Efficiency



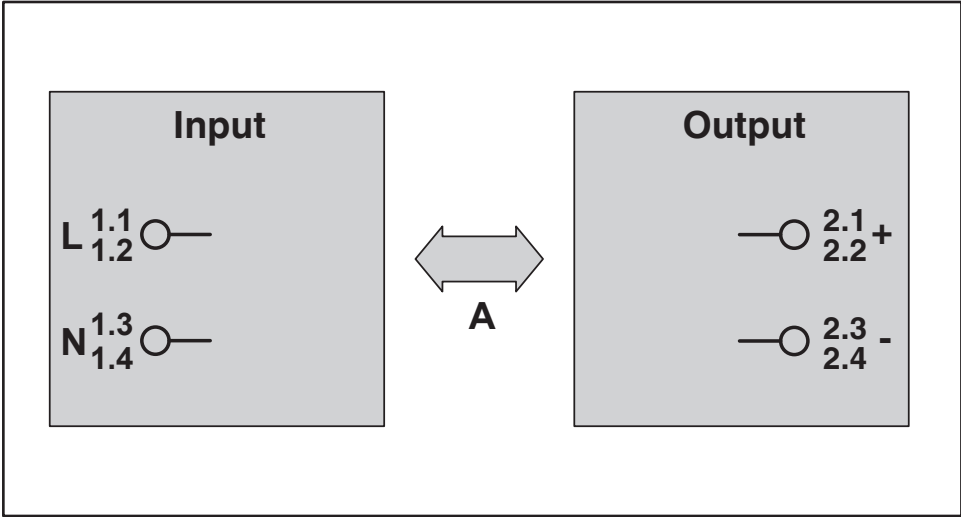
Power factor



Output power/installation altitude

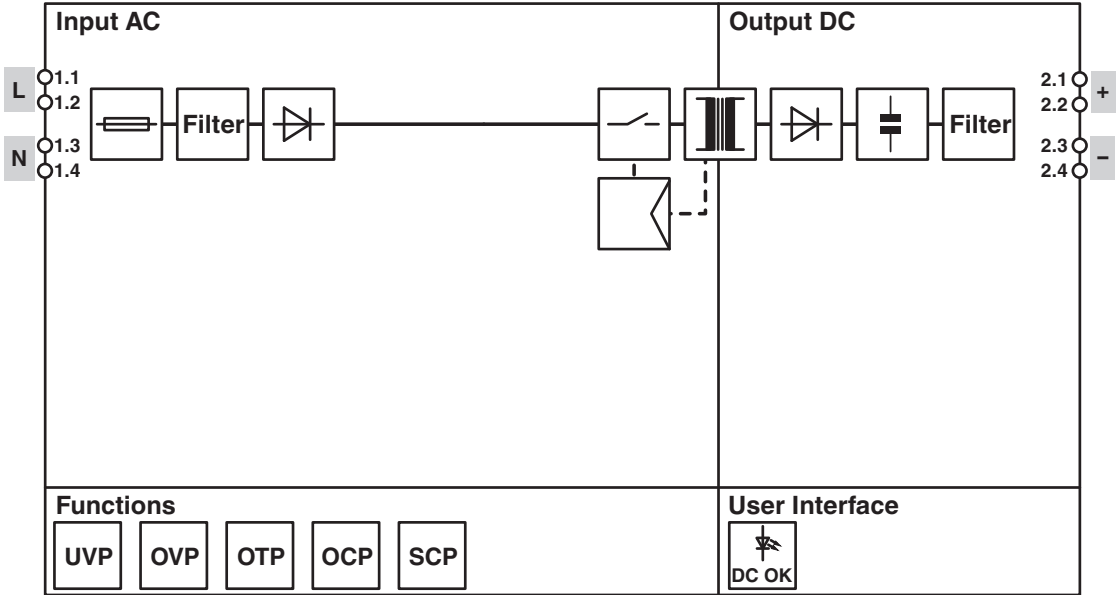
Schematic diagram

# Housing



Test sections, insulation voltage

Block diagram



Block diagram

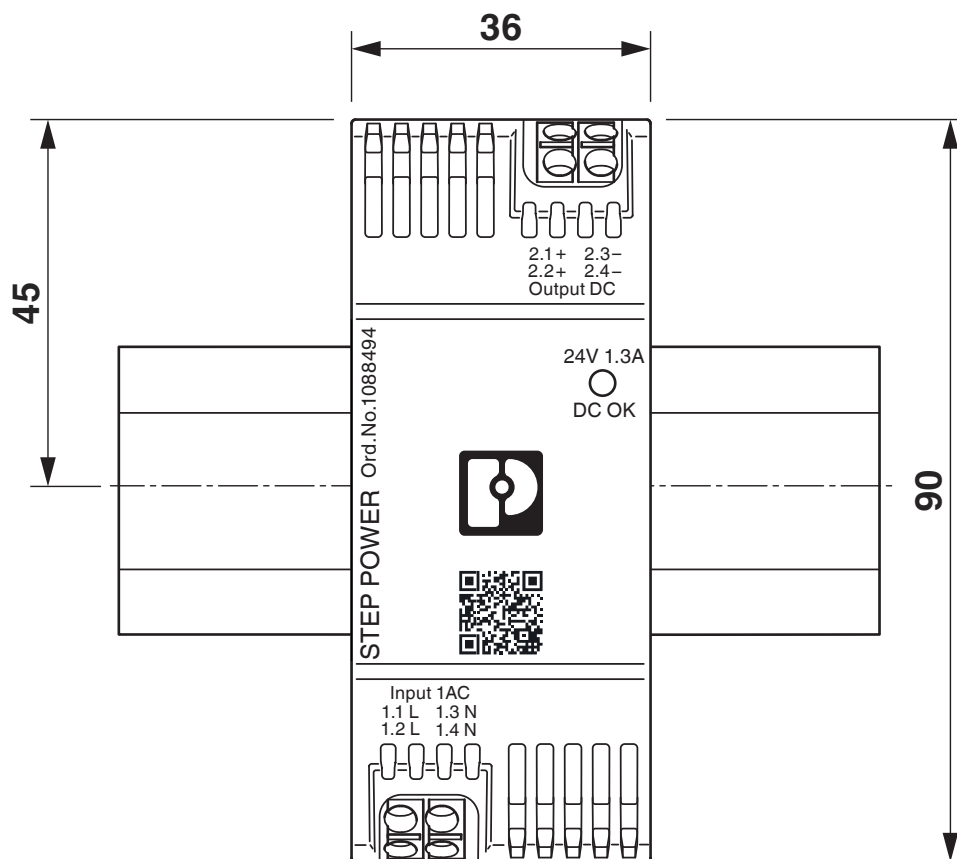
# STEP3-PS/1AC/24DC/1.3/PT - Power supply unit

1088494

<https://www.phoenixcontact.com/us/products/1088494>



Dimensional drawing

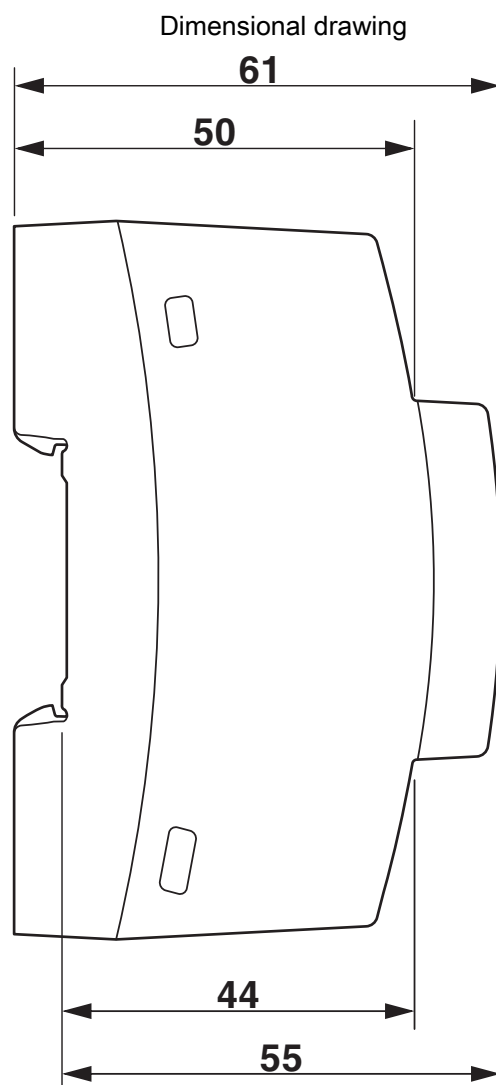


Device dimensions (dimensions in mm)

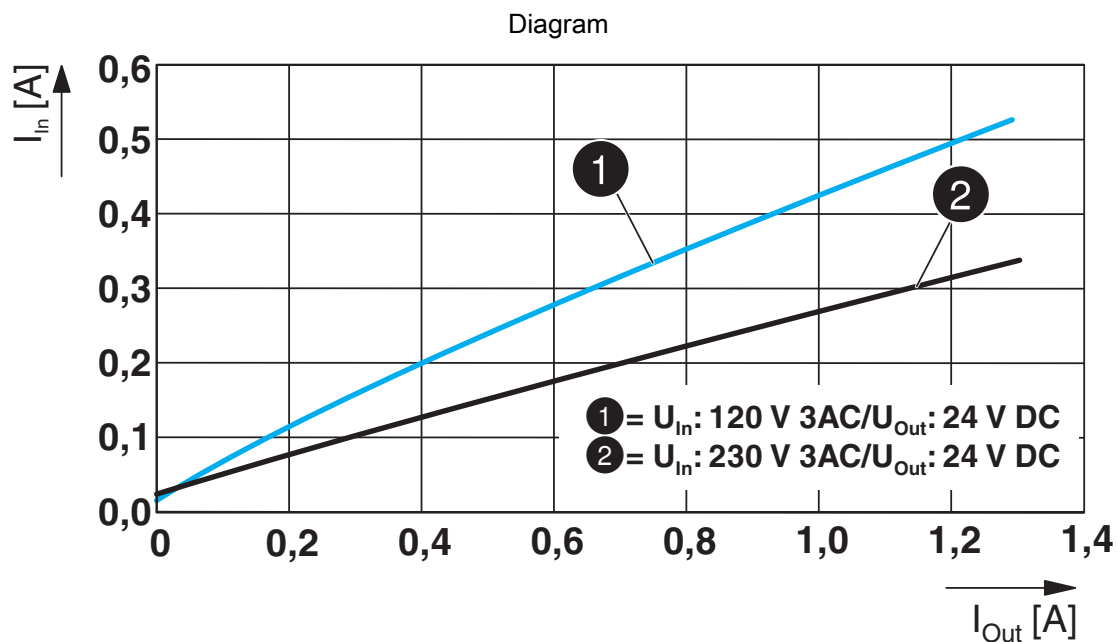
# STEP3-PS/1AC/24DC/1.3/PT - Power supply unit

1088494

<https://www.phoenixcontact.com/us/products/1088494>



Device dimensions (dimensions in mm)



Input current/output current

# STEP3-PS/1AC/24DC/1.3/PT - Power supply unit



1088494

<https://www.phoenixcontact.com/us/products/1088494>

## Approvals

To download certificates, visit the product detail page: <https://www.phoenixcontact.com/us/products/1088494>



**cULus Listed**

Approval ID: FILE E 123528



**EAC**

Approval ID: RU S-DE.BL08.W.00764



**EAC**

Approval ID: RU S-DE.BL08.W.00764



**cULus Listed**

Approval ID: FILE E 199827

# STEP3-PS/1AC/24DC/1.3/PT - Power supply unit



1088494

<https://www.phoenixcontact.com/us/products/1088494>

## Classifications

### ECLASS

ECLASS-11.0	27040701
ECLASS-12.0	27040701
ECLASS-13.0	27040701

### ETIM

ETIM 8.0	EC002540
----------	----------

### UNSPSC

UNSPSC 21.0	39121000
-------------	----------



# STEP3-PS/1AC/24DC/1.3/PT - Power supply unit



1088494

<https://www.phoenixcontact.com/us/products/1088494>

## Environmental product compliance

REACH SVHC	Lead 7439-92-1
China RoHS	Environmentally Friendly Use Period = 25;
	For information on hazardous substances, refer to the manufacturer's declaration available under "Downloads"

# STEP3-PS/1AC/24DC/1.3/PT - Power supply unit

1088494

<https://www.phoenixcontact.com/us/products/1088494>



## Accessories

### STEP-DIODE/5-24DC/2X5/1X10 - Redundancy module

2868606

<https://www.phoenixcontact.com/us/products/2868606>

Redundancy module, 5 ... 24 V DC, 2x 5 A, 1x 10 A



---

Phoenix Contact 2023 © - all rights reserved  
<https://www.phoenixcontact.com>

Phoenix Contact USA  
586 Fulling Mill Road  
Middletown, PA 17057, United States  
(+717) 944-1300  
[info@phoenixcon.com](mailto:info@phoenixcon.com)