

INDEX

PART NUMBERING.....	10
SPECIFICATION NOTE.....	11
SERIES PRODUCT SPECIFICATION	12
1210 SERIES	12
HTEK1210F (1.2*1.0*0.6 mm)	12
SDEB12101T (1.2*1.0*1.0 mm)	12
1412 SERIES	12
HTEL1412FE (1.4*1.2*0.65 mm).....	12
1608 SERIES	13
HTEB16080F (1.6*0.8*0.6 mm)	13
HTEK1608FE (1.6*0.8*0.65 mm)	13
HTEH16080H (1.6*0.8*0.8 mm)	13
HTEK16080H (1.6*0.8*0.8 mm).....	13
HTEL16080H (1.6*0.8*0.8 mm)	13
VCTB16081T (1.6*0.8*1.0 mm) (Automotive-Grade).....	14
2012 SERIES	14
HTEB20120F (2.0*1.2*0.6 mm)	14
HTEH2012FE (2.0*1.2*0.65 mm)	14
HTEG2012FE (2.0*1.2*0.65 mm)	14
HTEG20120G (2.0*1.2*0.7 mm)	14
HTEH20120H (2.0*1.2*0.8 mm)	14
HTEL20120H (2.0*1.2*0.8 mm)	15
HTEP20120H (2.0*1.2*0.8 mm).....	15
HMLQ20121T (2.0*1.2*1.0 mm).....	15
HTEH20121T (2.0*1.2*1.0 mm).....	15
HTEK20121B (2.0*1.2*1.2 mm)	15
SDEK20121T (2.0*1.2*1.0 mm)	16
2016 SERIES	17
HTEH20160F (2.0*1.6*0.6mm).....	17
HTEG2016FE (2.0*1.6*0.65mm).....	17
HMLQ20160H (2.0*1.6*0.8 mm).....	17
HTEG20160H (2.0*1.6*0.8mm)	17
HTEH20160H (2.0*1.6*0.8mm)	17
HTEK20160H (2.0*1.6*0.8mm).....	18
HTEX20160H (2.0*1.6*0.8mm).....	18
HMLE20160H (2.0*1.6*0.8 mm).....	18

HMLQ20161T (2.0*1.6*1.0 mm).....	18
HTEH20161T (2.0*1.6*1.0 mm).....	18
HTEK20161T (2.0*1.6*1.0 mm)	19
HTEX20161T (2.0*1.6*1.0 mm)	19
SDEM20161T (2.0*1.6*1.0 mm)	19
SDED20161T (2.0*1.6*1.0 mm)	20
HMLE20161B (2.0*1.6*1.2 mm)	20
HMLQ20161B (2.0*1.6*1.2 mm)	20
HTEG20161B (2.0*1.6*1.2 mm).....	20
HTEL20161B (2.0*1.6*1.2 mm)	20
HTET20161B (2.0*1.6*1.2 mm)	21
VCTA20161B (2.0*1.6*1.2 mm) (Automotive-Grade).....	21
VCTD20161B (2.0*1.6*1.2 mm) (Automotive-Grade)	21
VCUW20161B (2.0*1.6*1.2 mm) (Automotive-Grade).....	22
2520 SERIES	23
HTEH25200H (2.5*2.0*0.8 mm)	23
HTEP25200H (2.5*2.0*0.8 mm).....	23
HTEX25200H (2.5*2.0*0.8 mm).....	23
HMLQ25201T (2.5*2.0*1.0 mm).....	23
HTEG25201T (2.5*2.0*1.0 mm).....	23
HTEH25201T (2.5*2.0*1.0 mm).....	24
HTEK25201T (2.5*2.0*1.0 mm)	24
HTEX25201T (2.5*2.0*1.0 mm)	24
HTEP25201T (2.5*2.0*1.0 mm)	24
SDEM25201T (2.5*2.0*1.0mm).....	24
SDET25201T (2.5*2.0*1.0mm)	25
HMLQ25201B (2.5*2.0*1.2 mm)	26
HTEG25201B (2.5*2.0*1.2 mm).....	26
HTEH25201B (2.5*2.0*1.2 mm).....	26
HTEL25201B (2.5*2.0*1.2 mm)	26
SDET25201B (2.5*2.0*1.2mm)	26
HMLE25201D (2.5*2.0*1.4 mm).....	27
VCTA25201B (2.5*2.0*1.2 mm) (Automotive-Grade).....	27
VCUW25201B (2.5*2.0*1.2 mm) (Automotive-Grade).....	28
3030 SERIES	29
HTEH32250H (3.2*2.5*0.8 mm)	29
HMLE32251T (3.2*2.5*1.0 mm)	29

HMLQ32251T (3.2*2.5*1.0 mm).....	29
SDER031T (3.0*3.0*1.0 mm)	29
HMLE32251B (3.2*2.5*1.2 mm).....	29
HMLQ32251B (3.2*2.5*1.2 mm)	30
HTEK32251B (3.2*2.5*1.2 mm).....	30
HTEP32251B (3.2*2.5*1.2 mm).....	30
SDER031B (2.9*2.9*1.2mm).....	30
SDET32251B (3.2*2.5*1.2 mm)	31
HMLE32251E (3.2*2.5*1.5 mm)	31
SDET32251E (3.2*2.5*1.5 mm).....	31
VCTA32251B (3.2*2.5*1.2 mm) (Automotive-Grade).....	31
VCTA32252T (3.2*2.5*2.0 mm) (Automotive-Grade).....	32
VCTA32252E (3.2*2.5*2.5 mm) (Automotive-Grade).....	32
4*4 SERIES	33
HBLQ041T (4.3*4.3*1.0mm).....	33
HBLE041B (4.3*4.3*1.2mm)	33
HBLE041H (4.3*4.3*1.8mm).....	33
HBLE042A (4.3*4.3*2.1mm)	34
SDER041T (4.0*4.0*1.0mm)	34
SDER041B (4.0*4.0*1.2mm).....	34
SDER041H (4.0*4.0*1.8mm).....	35
SDER043T (4.0*4.0*3.0mm)	35
CMLB041B (4.45*4.75*1.2mm)	36
CMLE041B (4.75*4.45*1.2mm)	36
CMLS041B (4.45*4.75*1.8mm)	37
CMLE042T (4.45*4.75*2.0mm)	37
VCHA042A (4.2*4.0*2.1 mm) (Automotive-Grade).....	38
VCHW042A (4.2*4.0*2.1 mm) (Automotive-Grade).....	39
5*5 SERIES	40
SDES053T (4.9*4.9*3.0mm).....	40
SDEI054T (4.9*4.9*4.0mm)	40
SDES052T (4.9*4.9*2.0mm).....	41
CMLE051B (5.4*5.75*1.2mm)	41
CMLB051B (5.4*5.75*1.2mm)	41
CMLS051B (5.4*5.75*1.2mm)	41
CMLE051E (5.4*5.75*1.5mm)	42
CMLE051H (5.4*5.75*1.8mm).....	42

CMLB051H (5.4*5.75*1.8mm).....	42
CMLE053T (4.9*5.2*3.0mm)	43
CMLB053T (4.9*5.2*3.0mm)	43
HCUVE66 (5.5x5.7x6.0mm).....	44
VCMT053T (5.45*5.25*3.0 mm) (Automotive-Grade).....	44
VCMV053T (5.45*5.25*2.8 mm) (Automotive-Grade)	45
VCHW053T-MS5 (5.45*5.25*3.0 mm) (Automotive-Grade)	45
VCUW053T (5.45*5.25*3.0 mm) (Automotive-Grade).....	45
VCHA054T (5.4*5.2*3.8 mm) (Automotive-Grade)	46
VCHW054T (5.4*5.2*3.8 mm) (Automotive-Grade).....	46
6*6 SERIES	47
HBLE061T (6.4*6.4*1.0mm)	47
HBLE061B (6.4*6.4*1.2mm)	47
HBLE061E (6.4*6.4*1.5mm)	47
SDES064T (6.0*6.0*4.0mm).....	47
SDES064E (6.0*6.0*4.5mm).....	48
CMLE061E (6.724*7.241*1.5mm)	48
CMLB061H (6.8*7.4*1.8mm).....	49
CMLE063T (6.8*7.3*3.0mm)	49
CMLB063T (6.8*7.3*3.0mm)	50
CMLS063T (6.8*7.3*3.0mm).....	51
CMLE064T (6.8*7.6*5.0mm)	51
CMLB065T (6.8*7.3*5.0mm)	52
HCUVD6595 (6.5x6.5x9.5mm)	52
HCME606090F (6.0x6.0x9.0mm)	52
HCME656510F (6.5x6.5x10.0mm)	53
VCMT063T (6.0*7.3*3.0mm) (Automotive-Grade).....	53
VCMV063T (6.95*6.6*2.8mm) (Automotive-Grade)	53
VCUW064E MS5 (6.95 x 6.6 x 4.3mm) (Automotive-Grade)	54
VCGA064G (6.0 x 6.0 x 4.5mm) (Automotive-Grade)	54
7*7 SERIES	55
HMS0864B (7.6x7.4x6.4mm)	55
HCME0711F-L (7.0x6.7x11.0mm)	55
HCUVE768012F (7.6x8.2x12.0mm).....	55
VCHA075D (7.7*7.2*5.4mm) (Automotive-Grade).....	56
VCUW075D (7.7*7.2*5.4mm) (Automotive-Grade)	56
VCSC076T (7.7*7.2*6.0mm) (Automotive-Grade).....	56

8*8 SERIES	57
HCUVD8095 (8.0x8.0x9.5mm)	57
HCUVE806480 (8.0x6.4x8.0mm).....	57
HCUVE806412 (8.0x6.4x12.0mm).....	57
VCHA084T (9.0*8.3*3.8) (Automotive-Grade)	57
VCHA085D (8.7*8.2*5.4mm) (Automotive-Grade).....	57
VCHW084T (8.7*8.1*3.8mm) (Automotive-Grade).....	58
9*9 SERIES	59
HCME0995 (9.3x5.0x9.5~9.65mm)	59
HCB106480N (9.6x6.4x8.0mm).....	59
HCBS9610F (9.6x6.4x10.0mm).....	59
HCUVE966490 (9.6x6.4x9.0mm).....	59
HCUVE9610 (9.6x6.4x10.0mm).....	60
HCUVE966412 (9.6x6.4x12.2mm).....	61
TLM966411F (9.6x6.4x10.5mm)	61
TLM966413F (9.6x6.4x13.2mm)	62
10*10 SERIES	63
CMLB104T (10.3*11.5*4.0mm)	63
CMLE104T (10.3*11.5*4.0mm)	63
CMLS104T (10.3*11.5*4.0mm).....	63
HCFE107010 (10.0x7.0x10.0mm).....	64
HCME104610F (10.2x4.6x10.0mm)	64
HCUVD107010 (10.0x7.0x10.0mm)	64
HCME1012 (10.0x6.0~6.2x12.0mm)	65
HCME107512 (10.0x7.5~7.7x12.0mm)	65
HCB1075N (10.4x8.0x7.5mm).....	66
HCB118080S (10.8x8.0x8.0~8.1mm)	66
HCUVE117512 (10.7x7.5x12.0mm).....	66
TLM104613F (10.2x4.6x13.0mm)	66
TLM106012F-L (10.0x6.0x12.0mm)	67
TLM107515F (10.0x7.5x15.0mm)	67
VCHA104T (10.85*10.0*3.8mm) (Automotive-Grade)	67
VCHW104T (10.85*10.0*3.8mm) (Automotive-Grade).....	67
VCHA105D (10.85*10.0*5.4mm) (Automotive-Grade)	68
VCUW105D (10.85*10.0*5.2mm) (Automotive-Grade)	68
VCHA106T (10.85*10.0*5.8mm) (Automotive-Grade)	68
VCHW105D (10.85*10.0*5.4mm) (Automotive-Grade)	69

VCMT104T (11.2*10.3*4mm) (Automotive-Grade)	69
VCMV104T (10.85*10.0*3.8mm) (Automotive-Grade)	69
VCSC108T (10.85*10.0*8.0mm) (Automotive-Grade).....	70
VCUW104T (10.85*10.0*4.0mm) (Automotive-Grade).....	70
VCMI104T (11.2*10.3*4mm) (Automotive-Grade)	70
11*11 SERIES	71
HCB1190 (11.5x11.2x9.0mm)	71
HCB1175 (11.0x7.2x7.5mm)	71
TLM117513F (11.0x7.5x12.7mm)	72
12*12 SERIES	73
TLM125012F (12.0x5.0x12.1mm)	73
TLM1211F (12.0x6.0x11.0mm)	73
TLM126012F (12.0x6.0x12.1mm)	73
TLM125514F (12.0x5.5x14.0mm)	73
HCME1211F (12.0x6.0x11.0mm)	74
13*13 SERIES	75
CMLB135T (12.8*13.8*5.0mm)	75
CMLS135T (12.8*13.8*5.0mm).....	75
CMLB136T (12.8*13.8*6.0mm)	76
CMLS136E (12.8*13.8*6.5mm).....	76
VCMT136E-MN5 (13.8*12.8*6.5mm) (Automotive-Grade)	77
VCMT136E-MN54M (13.8*12.8*6.5mm) (Automotive-Grade).....	77
VCMV136E (13.45*12.6*6.3mm) (Automotive-Grade)	78
VCMI136E (13.45*12.6*6.3mm) (Automotive-Grade)	78
HCB1380 (13.0~13.3x13.0x8.0~8.2mm)	78
HMP1360 (13.5x13.2x6.2mm)	79
TLB138050F (13.0x8.0x5.0mm)	80
15*15 SERIES	81
HMP1580 (15.0x15.0x8.0mm)	81
17*17 SERIES	81
CMLB177T (17.15*17.5*7.0mm)	81
HMP1710 (17.5x17.0x10.0mm)	81
VCMV177T-MN2 (17.15*16.95*6.8mm) (Automotive-Grade).....	82
VCMV177T-MN2NL (17.15*16.95*6.8mm) (Automotive-Grade).....	82
19*19 SERIES	83
HMP1911 (19.5x19.5x11.5mm)	83
20*20 SERIES	83

HMP2015L (20.0x20.5x14.05mm)	83
21*21 SERIES	84
HMP211X (21.7x21.5x12.5~13.0mm)	84
23*23 SERIES	84
HMP2312 (23.5x23.5x12.0mm)	84
HMP241X (23.5x24.0x13.0~14.5mm)	84
28*28 SERIES	84
HMQ28XX (28.0x28.0x15.36~17.78mm)	84
Audio Choke	85
VAMV06077E (6.9*7.6*7.3mm) (Automotive-Grade)	85
VAMV08089A (8.15*8.0*8.9mm) (Automotive-Grade).....	85
VAMV1009AA (10.2*9.2*10.85mm) (Automotive-Grade)	85
Common Mode Choke	87
CAN-BUS Type (Automotive-Grade).....	87
3225 Series.....	87
4532 Series.....	87
Ethernet Type (Automotive-Grade)	87
CONTACT US	88


INTRODUCTION

Cyntec developed three types of power choke, sealed, molded, and assembly type that can deliver space-saving and high efficiency products to our customer. In Cyntec Power choke is a representation product, the capacity is over 1200 million in one month and widely used in computer, smartphone, LED Lighting, and Automotives.



Cyntec's provided different features depend on processing type. Sealed power choke characterized with

low applied current, low profile, and low DCR. It's miniaturization size down to 1.25mmx1.0mmx1.0mm that helped to save space. Molding power choke provides customers with low profile product which decrease thickness to 0.6mm. Otherwise, it featured high saturated current, low eddy current, high power density, and low DCR. Assembly power choke featured low eddy current, high applied current, high power density, and low DCR.



PART NUMBERING

①	②	③	-	④	⑤	⑥
PSD	2016	1T	-	R47	M	S

① Series No

② SIZE (L*W) : 2016=2.0mm*1.6mm

CODE	2016	2520	03	04	05
Dimension	2.0*1.6	2.5*2.0	3.0*3.0	4.0*4.0	5.0*5.0
CODE	06	07	10	13	17
Dimension	6.0*6.0	7.0*7.0	10.0*10.0	13*13	17*17

③ SIZE (T) : 1T=1.0mm ; 2B=2.2mm

CODE	T	B	D	E	H
Dimension	0.0	0.2	0.4	0.5	0.8

④ Inductance value:

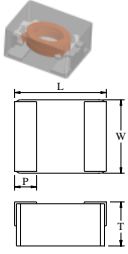
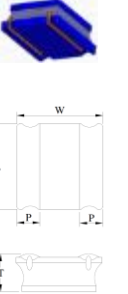
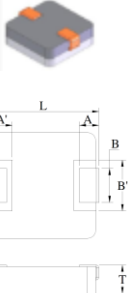
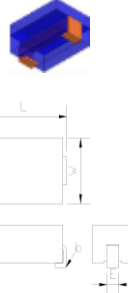
3 Types:

TYPE	1	2	3	4	5				
CODE	R47	R50	1R0	2R2	100	220	101	201	102
Inductance value	0.47	0.50	1.0	2.2	10.0	22.0	100.0	200.0	1000.0

⑤ Tolerance: M=± 20%

⑥ Materials Type


SPECIFICATION NOTE

TYPE	SPECIFICATION NOTE
<p>High Performance type</p> 	<p>** : Inductance Tolerance $\pm 20\%$</p> <p>Note 1.: All test data is referenced to 25°C ambient.</p> <p>Note 2.: Test Condition:1MHz, 1.0Vrms</p> <p>Note 3.: I_{dc} : DC current (A) that will cause an approximate ΔT of 40°C</p> <p>Note 4.: I_{sat} : DC current (A) that will cause L_o to drop approximately 30%</p> <p>Note 5.: Operating Temperature Range -55°C to + 125°C</p> <p>Note 6.: The part temperature (ambient + temp rise) should not exceed 125°C under worse case operating conditions. Circuit design , component placement, PWB trace size and thickness, airflow and other cooling provision all affect the part temperature. Part temperature should be verified in the end application.</p> <p>Note 7.: The rated current as listed is either the saturation current or the heating current depending on which value is lower.</p>
<p>Sealed type</p> 	<p>** : Inductance Tolerance $\pm 20\%$</p> <p>Note 1.: All test data is referenced to 25°C ambient.</p> <p>Note 2.: I_{dc} : DC current (A) that will cause an approximate ΔT of 40°C</p> <p>Note 3.: I_{sat} : DC current (A) that will cause L_o to drop approximately 30%</p> <p>Note 4.: Operating Temperature Range -55°C to + 125°C</p> <p>Note 5.: The part temperature (ambient + temp rise) should not exceed 125°C under worse case operating conditions. Circuit design, component placement, PWB trace size and thickness, airflow and other cooling provision all affect the part temperature. Part temperature should be verified in the end application.</p> <p>Note 6.: The rated current as listed is either the saturation current or the heating current depending on which value is lower.</p>
<p>Molded type</p> 	<p>** : Inductance Tolerance $\pm 20\%$</p> <p>Note 1.: The rated current as listed is either the saturation current or the heating current depending on which value is lower.</p> <p>Note 2.: The nominal DCR tolerance is by design. The nominal DCR is measured from point <i>a</i> to point <i>b</i>, as shown below on the mechanical drawing.</p> <p>Note 3.: The saturation current is the typical current which causes the inductance to drop by 20% at the stated ambient temperature(25°C). This current is determined by placing the component in the specified ambient environment and applying a short duration pulse current (to eliminate self-heating effects) to the component.</p> <p>Note 4.: The heating current is the DC current which causes the part temperature to increase by approximately 40°C. This current is determined by soldering the component on a typical application PCB, and then applying the current to the device for 30 minutes without any forced air cooling.</p> <p>Note 5.: In high volt*time applications, additional heating in the component can occur due to core losses in the inductor which may necessitate decreasing the current in order to limit the temperature rise of the component. To determine the approximate total losses (or temperature rise) for a given application, the core loss and temperature rise curves can be used.</p> <p>Note 6.: Cyntec complies to industry standard tape and reel specification EIA481.</p>
<p>Assembly type</p> 	<p>** : Inductance Tolerance $\pm 20\%$</p> <p>Note 1.: The rated current as listed is either the saturation current or the heating current depending on which value is lower.</p> <p>Note 2.: The nominal DCR tolerance is by design. The nominal DCR is measured from point <i>a</i> to point <i>b</i>, as shown below on the mechanical drawing.</p> <p>Note 3.: The saturation current is the typical current which causes the inductance to drop by 20% at the stated ambient temperature(25°C). This current is determined by placing the component in the specified ambient environment and applying a short duration pulse current (to eliminate self-heating effects) to the component.</p> <p>Note 4.: The heating current is the DC current which causes the part temperature to increase by approximately 40°C. This current is determined by soldering the component on a typical application PCB, and then applying the current to the device for 30 minutes without any forced air cooling.</p> <p>Note 5.: In high volt*time applications, additional heating in the component can occur due to core losses in the inductor which may necessitate decreasing the current in order to limit the temperature rise of the component. To determine the approximate total losses (or temperature rise) for a given application, the core loss and temperature rise curves can be used.</p> <p>Note 6.: Cyntec complies to industry standard tape and reel specification EIA481.</p>


SERIES PRODUCT SPECIFICATION

1210 SERIES

HTEK1210F (1.2*1.0*0.6 mm)


 Part Number	L0 Inductance (uH)	DCR (mOhm)		Heat rating current, Idc (A)		Saturation current, Isat (A)	
		Typical	Max	Typical	Max	Typical	Max
HTEK12100F-R47MSR	0.47	60	72	2.3	2.1	2.5	2.3

SDEB12101T (1.2*1.0*1.0 mm)

 Part Number	L0 Inductance (uH)	DCR (mOhm)		Heat rating current, Idc (A)		Saturation current, Isat (A)	
		Typical	Max	Typical	Max	Typical	Max
SDEB12101T-R22MSD	0.22	50	60	1.90	1.71	2.40	2.16
SDEB12101T-R47MSD	0.47	80	96	1.55	1.40	1.55	1.40
SDEB12101T-1R0MSD	1.0	167	201	1.05	0.95	1.15	1.04
SDEB12101T-1R5MSD	1.5	230	276	0.90	0.81	0.82	0.74
SDEB12101T-2R2MSD	2.2	281	338	0.83	0.75	0.68	0.61
SDEB12101T-3R3MSD	3.3	430	516	0.58	0.52	0.52	0.47
SDEB12101T-4R7MSD	4.7	623	748	0.48	0.43	0.46	0.41
SDEB12101T-100MSD	10.0	1,250	1,500	0.36	0.32	0.35	0.32


1412 SERIES

HTEL1412FE (1.4*1.2*0.65 mm)


 Part Number	L0 Inductance (uH)	DCR (mOhm)		Heat rating current, Idc (A)		Saturation current, Isat (A)	
		Typical	Max	Typical	Max	Typical	Max
HTEL1412FE-R33MSR	0.33	26	32	3.3	3.0	5.5	5.0
HTEL1412FE-R47MSR	0.47	35	42	2.9	2.6	3.3	3.0

1608 SERIES


HTEB16080F (1.6*0.8*0.6 mm)

 Part Number	L0 Inductance (uH)	DCR (mOhm)		Heat rating current, Idc (A)		Saturation current, Isat (A)	
		Typical	Max	Typical	Max	Typical	Max
HTEB16080F-1R0MSR	1.0	283	318	1.0	0.9	1.50	1.35
HTEB16080F-1R5MSR	1.5	420	480	0.8	0.7	1.00	0.90


HTEK1608FE (1.6*0.8*0.65 mm)

 Part Number	L0 Inductance (uH)	DCR (mOhm)		Heat rating current, Idc (A)		Saturation current, Isat (A)	
		Typical	Max	Typical	Max	Typical	Max
HTEK1608FE-R47MSR	0.47	70	80	2.0	1.8	2.8	2.52
HTEK1608FE-1R0MSR	1.0	135	160	1.5	1.3	2.0	1.8


HTEH16080H (1.6*0.8*0.8 mm)

 Part Number	L0 Inductance (uH)	DCR (mOhm)		Heat rating current, Idc (A)		Saturation current, Isat (A)	
		Typical	Max	Typical	Max	Typical	Max
HTEH16080H-R24MSR	0.24	22	26	3.9	3.5	4.9	4.4
HTEH16080H-R47MSR	0.47	36	43	3.3	3.0	3.4	3.1
HTEH16080H-R56MSR	0.56	50	60	2.5	2.2	3.0	2.7
HTEH16080H-1R0MSR	1.0	95	110	2.0	1.8	2.3	2.1


HTEK16080H (1.6*0.8*0.8 mm)

 Part Number	L0 Inductance (uH)	DCR (mOhm)		Heat rating current, Idc (A)		Saturation current, Isat (A)	
		Typical	Max	Typical	Max	Typical	Max
HTEK16080H-1R0MSR	1.0	118	142	2.0	1.7	2.3	2.0

HTEL16080H (1.6*0.8*0.8 mm)


 Part Number	L0 Inductance (uH)	DCR (mOhm)		Heat rating current, Idc (A)		Saturation current, Isat (A)	
		Typical	Max	Typical	Max	Typical	Max
HTEL16080H-R47MIR	0.47	34	41	3.4	3.1	4.7	4.2
HTEL16080H-1R0MSR	1.0	75	90	2.2	2.0	2.5	2.3

VCTB16081T (1.6*0.8*1.0 mm) (Automotive-Grade)


 Part Number	L0 Inductance (uH)	DCR (mOhm)		Heat rating current, I _{dc} (A)		Saturation current, I _{sat} (A)	
		Typical	Max	Typical	Max	Typical	Max
VCTB16081T-R47MS2	0.47	56.0	68.0	3.3	3.0	3.3	3.0
VCTB16081T-R47MS6	0.47	56.0	68.0	3.3	3.0	3.3	3.0

2012 SERIES


HTEB20120F (2.0*1.2*0.6 mm)

 Part Number	L0 Inductance (uH)	DCR (mOhm)		Heat rating current, I _{dc} (A)		Saturation current, I _{sat} (A)	
		Typical	Max	Typical	Max	Typical	Max
HTEB20120F-1R0MDR	1.0	170	200	1.10	1.00	1.90	1.71


HTEH2012FE (2.0*1.2*0.65 mm)

 Part Number	L0 Inductance (uH)	DCR (mOhm)		Heat rating current, I _{dc} (A)		Saturation current, I _{sat} (A)	
		Typical	Max	Typical	Max	Typical	Max
HTEH2012FE-2R2MSR	2.2	175	210	1.4	1.3	1.4	1.3


HTEG2012FE (2.0*1.2*0.65 mm)

 Part Number	L0 Inductance (uH)	DCR (mOhm)		Heat rating current, I _{dc} (A)		Saturation current, I _{sat} (A)	
		Typical	Max	Typical	Max	Typical	Max
HTEG2012FE-1R0MDR	1.0	85	100	2.5	2.2	2.4	2.1
HTEG2012FE-1R5MDR	1.5	150	180	1.6	1.4	1.8	1.6

HTEG20120G (2.0*1.2*0.7 mm)


 Part Number	L0 Inductance (uH)	DCR (mOhm)		Heat rating current, I _{dc} (A)		Saturation current, I _{sat} (A)	
		Typical	Max	Typical	Max	Typical	Max
HTEG20120G-1R0MDR	1.0	82	98	2.5	2.3	2.4	2.2

HTEH20120H (2.0*1.2*0.8 mm)


 Part Number	L0 Inductance (uH)	DCR (mOhm)		Heat rating current, I _{dc} (A)		Saturation current, I _{sat} (A)	
		Typical	Max	Typical	Max	Typical	Max
HTEH20120H-R11MSTR	0.11	10	12	6.1	5.5	7.5	6.8

HTEH20120H-R47MSR	0.47	26	33	3.9	3.7	4.8	4.3
HTEH20120H-1R0MSR	1.0	45	55	3.5	3.2	3.8	3.3
HTEH20120H-2R2MSR	2.2	90	110	1.8	1.6	2.1	1.9


HTEL20120H (2.0*1.2*0.8 mm)

 Part Number	L0 Inductance (uH)	DCR (mOhm)		Heat rating current, Idc (A)		Saturation current, Isat (A)	
		Typical	Max	Typical	Max	Typical	Max
HTEL20120H-R47MSR	0.47	20	25	4.4	4.0	5.3	4.8


HTEP20120H (2.0*1.2*0.8 mm)

 Part Number	L0 Inductance (uH)	DCR (mOhm)		Heat rating current, Idc (A)		Saturation current, Isat (A)	
		Typical	Max	Typical	Max	Typical	Max
HTEP20120H-R47MSR	0.47	25	29	3.9	3.7	4.8	4.3
HTEP20120H-1R0MSR	1.0	42	50	3.5	3.1	3.8	3.3
HTEP20120H-1R0MIR	1.0	75	90	2.3	2.1	4.0	3.6


HMLQ20121T (2.0*1.2*1.0 mm)

 Part Number	L0 Inductance (uH)	DCR (mOhm)		Heat rating current, Idc (A)		Saturation current, Isat (A)	
		Typical	Max	Typical	Max	Typical	Max
HMLQ20121T-R47MXR	0.47	40	48	2.8	2.5	4.1	3.8
HMLQ20121T-1R0MXR	1.0	100	120	1.8	1.6	2.3	2.1


HTEH20121T (2.0*1.2*1.0 mm)

 Part Number	L0 Inductance (uH)	DCR (mOhm)		Heat rating current, Idc (A)		Saturation current, Isat (A)	
		Typical	Max	Typical	Max	Typical	Max
HTEH20121T-R11MSR	0.11	11	13	6.1	5.5	7.5	6.8
HTEH20121T-R24MSR	0.24	17	20	5.3	4.7	6.2	5.6
HTEH20121T-R47MSR	0.47	21	25	4.6	4.2	5.1	4.6

HTEK20121B (2.0*1.2*1.2 mm)


 Part Number	L0 Inductance (uH)	DCR (mOhm)		Heat rating current, Idc (A)		Saturation current, Isat (A)	
		Typical	Max	Typical	Max	Typical	Max
HTEK20121B-R47MSR	0.47	22	27	4.3	3.9	4.5	4.0

SDEK20121T (2.0*1.2*1.0 mm)


 Part Number	L0 Inductance (uH)	DCR (mOhm)		Heat rating current, Idc (A)		Saturation current, Isat (A)	
		Typical	Max	Typical	Max	Typical	Max
SDEK20121T-4R7MS	4.7	545	654	0.70	0.63	0.80	0.72

2016 SERIES


HTEH20160F (2.0*1.6*0.6mm)

 Part Number	L0 Inductance (uH)	DCR (mOhm)		Heat rating current, I _{dc} (A)		Saturation current, I _{sat} (A)	
		Typical	Max	Typical	Max	Typical	Max
HTEH20160F-2R2MSR	2.2	187	224	1.5	1.3	2.2	2.0


HTEG2016FE (2.0*1.6*0.65mm)

 Part Number	L0 Inductance (uH)	DCR (mOhm)		Heat rating current, I _{dc} (A)		Saturation current, I _{sat} (A)	
		Typical	Max	Typical	Max	Typical	Max
HTEG2016FE-R47MDR	0.47	42	50	3.6	3.2	4.4	4.0


HMLQ20160H (2.0*1.6*0.8 mm)

 Part Number	L0 Inductance (uH)	DCR (mOhm)		Heat rating current, I _{dc} (A)		Saturation current, I _{sat} (A)	
		Typical	Max	Typical	Max	Typical	Max
HMLQ20160H-1R0MDR	1.0	83	96	2.7	2.4	2.9	2.6
HMLQ20160H-2R2MDR	2.2	170	200	1.8	1.6	2.0	1.8


HTEG20160H (2.0*1.6*0.8mm)

 Part Number	L0 Inductance (uH)	DCR (mOhm)		Heat rating current, I _{dc} (A)		Saturation current, I _{sat} (A)	
		Typical	Max	Typical	Max	Typical	Max
HTEG20160H-1R0MDR	1.0	50	60	3.1	2.8	3.6	3.2


HTEH20160H (2.0*1.6*0.8mm)

 Part Number	L0 Inductance (uH)	DCR (mOhm)		Heat rating current, I _{dc} (A)		Saturation current, I _{sat} (A)	
		Typical	Max	Typical	Max	Typical	Max
HTEH20160H-R24MIR	0.24	16.5	20.0	5.7	5.2	7.4	6.7
HTEH20160H-R47MSR	0.47	20.0	24.0	4.9	4.5	5.2	4.7
HTEH20160H-1R0MSR	1.0	29.0	35.0	4.4	4.0	4.0	3.6
HTEH20160H-2R2MSR	2.2	75.0	90.0	2.6	2.3	2.9	2.7


HTEK20160H (2.0*1.6*0.8mm)

 Part Number	L0 Inductance (uH)	DCR (mOhm)		Heat rating current, I _{dc} (A)		Saturation current, I _{sat} (A)	
		Typical	Max	Typical	Max	Typical	Max
HTEK20160H-R47MSR	0.47	24	27	4.5	4.3	4.7	4.4
HTEK20160H-1R0MSR	1.0	41	52	3.8	3.6	4.4	4.1
HTEK20160H-2R2MSR	2.2	84	100	2.4	2.1	2.9	2.7


HTEX20160H (2.0*1.6*0.8mm)

 Part Number	L0 Inductance (uH)	DCR (mOhm)		Heat rating current, I _{dc} (A)		Saturation current, I _{sat} (A)	
		Typical	Max	Typical	Max	Typical	Max
HTEX20160H-4R7MDR	4.7	310	375	1.4	1.2	1.5	1.3


HMLE20160H (2.0*1.6*0.8 mm)

 Part Number	L0 Inductance (uH)	DCR (mOhm)		Heat rating current, I _{dc} (A)		Saturation current, I _{sat} (A)	
		Typical	Max	Typical	Max	Typical	Max
HMLE20160H-1R5MDR	1.5	113	130	1.6	1.4	2.4	2.2


HMLQ20161T (2.0*1.6*1.0 mm)

 Part Number	L0 Inductance (uH)	DCR (mOhm)		Heat rating current, I _{dc} (A)		Saturation current, I _{sat} (A)	
		Typical	Max	Typical	Max	Typical	Max
HMLQ20161T-R24MDR	0.24	18	23	5.10	4.50	6.70	6.10
HMLQ20161T-R33MDR	0.33	21	26	4.80	4.40	5.70	5.20
HMLQ20161T-R47MDR	0.47	26	32	4.40	4.05	4.90	4.50
HMLQ20161T-R68MDR	0.68	40	50	3.40	3.10	4.60	4.00
HMLQ20161T-1R0MDR	1.0	49	59	3.20	3.00	3.90	3.65
HMLQ20161T-1R5MDR	1.5	99	109	2.35	2.05	3.00	2.70
HMLQ20161T-2R2MDR	2.2	142	150	2.20	2.00	2.65	2.45


HTEH20161T (2.0*1.6*1.0 mm)

 Part Number	L0 Inductance (uH)	DCR (mOhm)		Heat rating current, I _{dc} (A)		Saturation current, I _{sat} (A)	
		Typical	Max	Typical	Max	Typical	Max
HTEH20161T-R47MSR	0.47	18	22	5.4	4.8	6.0	5.5
HTEH20161T-1R0MSR	1.0	27	36	4.8	4.3	4.8	4.2


HTEK20161T (2.0*1.6*1.0 mm)

 Part Number	L0 Inductance (uH)	DCR (mOhm)		Heat rating current, I _{dc} (A)		Saturation current, I _{sat} (A)	
		Typical	Max	Typical	Max	Typical	Max
HTEK20160H-R47MSR	0.47	24	27	4.5	4.3	4.7	4.4
HTEK20160H-1R0MSR	1.0	41	52	3.8	3.6	4.4	4.1
HTEK20160H-2R2MSR	2.2	84	100	2.4	2.1	2.9	2.7


HTEX20161T (2.0*1.6*1.0 mm)

 Part Number	L0 Inductance (uH)	DCR (mOhm)		Heat rating current, I _{dc} (A)		Saturation current, I _{sat} (A)	
		Typical	Max	Typical	Max	Typical	Max
HTEX20161T-4R7MDR	4.7	210	250	1.5	1.3	1.9	1.7
HTEX20161T-100MDR	10.0	580	700	0.7	0.6	0.9	0.8


SDEM20161T (2.0*1.6*1.0 mm)

 Part Number	L0 Inductance (uH)	DCR (mOhm)		Heat rating current, I _{dc} (A)		Saturation current, I _{sat} (A)	
		Typical	Max	Typical	Max	Typical	Max
SDEM20161T-R24MS	0.24	20	24	5.0	4.50	6.1	5.50
SDEM20161T-R33MS	0.33	27	32	4.0	3.60	4.6	4.10
SDEM20161T-R47MS	0.47	34	41	3.5	3.00	4.4	3.90
SDEM20161T-R68MS	0.68	46	55	3.2	2.80	3.7	3.30
SDEM20161T-1R0MS	1.0	60	72	2.7	2.40	3.15	2.70
SDEM20161T-1R5MS	1.5	100	120	2.4	2.16	2.7	2.43
SDEM20161T-2R2MS	2.2	134	159	1.8	1.60	1.9	1.70
SDEM20161T-3R3MS	3.3	255	306	1.2	1.08	1.5	1.35
SDEM20161T-4R7MS	4.7	355	426	1.1	1.00	1.4	1.26
SDEM20161T-6R8MS	6.8	532	639	0.8	0.72	1.15	1.05
SDEM20161T-100MS	10.0	840	1,010	0.7	0.63	0.8	0.72


SDED20161T (2.0*1.6*1.0 mm)

 Part Number	L0 Inductance	DCR		Heat rating current, I _{dc}		Saturation current, I _{sat} (A)	
	(uH)	(mOhm)		(A)			
		Typical	Max	Typical	Max	Typical	Max
SDED20161T-R47MS	0.47	47	57	2.85	2.56	3.00	2.70
SDED20161T-1R0MS	1.0	87	107	1.70	1.50	2.00	1.80
SDED20161T-1R5MS	1.5	137	164	1.60	1.44	1.65	1.50
SDED20161T-2R2MS	2.2	192	230	1.35	1.22	1.45	1.31
SDED20161T-3R3MS	3.3	243	292	1.05	0.95	1.05	0.95
SDED20161T-4R7MS	4.7	322	387	0.95	0.85	0.95	0.80
SDED20161T-6R8MS	6.8	610	732	0.62	0.56	0.80	0.72
SDED20161T-100MS	10.0	932	1,119	0.47	0.42	0.62	0.55
SDED20161T-150MS	15.0	1,580	1,895	0.42	0.38	0.50	0.45
SDED20161T-220MS	22.0	2,365	2,838	0.37	0.33	0.45	0.40


HMLE20161B (2.0*1.6*1.2 mm)

 Part Number	L0 Inductance	DCR		Heat rating current, I _{dc}		Saturation current, I _{sat} (A)	
	(uH)	(mOhm)		(A)			
		Typical	Max	Typical	Max	Typical	Max
HMLE20161B-R47MDR	0.47	29	35	4.20	3.80	4.40	3.60
HMLE20161B-1R0MDR	1.00	48	58	2.70	2.35	3.34	3.00


HMLQ20161B (2.0*1.6*1.2 mm)

 Part Number	L0 Inductance	DCR		Heat rating current, I _{dc}		Saturation current, I _{sat} (A)	
	(uH)	(mOhm)		(A)			
		Typical	Max	Typical	Max	Typical	Max
HMLQ20161B-R47MDR	0.47	20	26	5.10	4.60	5.80	5.00
HMLQ20161B-1R0MDR	1.0	45	55	3.40	3.00	4.25	3.85

HTEG20161B (2.0*1.6*1.2 mm)


 Part Number	L0 Inductance	DCR		Heat rating current, I _{dc}		Saturation current, I _{sat} (A)	
	(uH)	(mOhm)		(A)			
		Typical	Max	Typical	Max	Typical	Max
HTEG20161B-R47MDR	0.47	17	20	5.6	5.1	6.6	6.0

HTEL20161B (2.0*1.6*1.2 mm)


 Part Number	L0 Inductance	DCR		Heat rating current, I _{dc}		Saturation current, I _{sat} (A)	
	(uH)	(mOhm)		(A)			
		Typical	Max	Typical	Max	Typical	Max

Part Number		Typical	Max	Typical	Max	Typical	Max
HTEL20161B-2R2MSR	2.2	52	65	3.1	2.8	3.3	3.0


HTET20161B (2.0*1.6*1.2 mm)

 Part Number	L0 Inductance (uH)	DCR (mOhm)		Heat rating current, Idc (A)		Saturation current, Isat (A)	
		Typical	Max	Typical	Max	Typical	Max
HTET20161B-6R8MSR	6.8	230	275	1.4	1.2	1.4	1.2


VCTA20161B (2.0*1.6*1.2 mm) (Automotive-Grade)

 Part Number	L0 Inductance (uH)	DCR (mOhm)		Heat rating current, Idc (A)		Saturation current, Isat (A)	
		Typical	Max	Typical	Max	Typical	Max
VCTA20161B-R10MS6	0.10	5.0	9.0	9.0	6.5	10.0	9.0
VCTA20161B-R15MS6	0.15	11.0	14.0	7.9	7.1	11.7	10.0
VCTA20161B-R22MS6	0.22	15.0	18.0	5.8	5.2	7.7	6.6
VCTA20161B-R24MS6	0.24	14.0	17.0	5.5	5.0	6.6	6.0
VCTA20161B-R33MS6	0.33	19.0	23.0	4.7	4.2	5.9	5.1
VCTA20161B-R47MS6	0.47	21.0	25.0	4.5	4.0	5.4	4.8
VCTA20161B-R50MS6	0.50	25.0	30.0	4.2	3.8	4.7	4.0
VCTA20161B-R56MS6	0.56	29.0	35.0	4.0	3.6	4.4	3.8
VCTA20161B-R68MS6	0.68	31.0	40.0	3.9	3.4	4.1	3.6
VCTA20161B-1R0MS6	1.0	41.0	48.0	3.1	2.7	3.8	3.3
VCTA20161B-1R5MS6	1.5	67.0	80.0	2.5	2.3	3.2	2.8
VCTA20161B-2R2MS6	2.2	105.0	120.0	2.0	1.7	2.8	2.5
VCTA20161B-3R3MS6	3.3	210.0	250.0	1.3	1.2	1.8	1.5
VCTA20161B-4R7MS6	4.7	315.0	378.0	1.2	1.0	1.4	1.2
VCTA20161B-6R8MS6	6.8	560.0	670.0	0.8	0.7	1.1	1.0
VCTA20161B-100MS6	10.0	710.0	850.0	0.6	0.5	0.9	0.8

VCTD20161B (2.0*1.6*1.2 mm) (Automotive-Grade)


 Part Number	L0 Inductance (uH)	DCR (mOhm)		Heat rating current, Idc (A)		Saturation current, Isat (A)	
		Typical	Max	Typical	Max	Typical	Max
VCTD20161B-R47MS6	0.47	18.3	22.0	5.7	5.1	6.0	5.4

VCUW20161B (2.0*1.6*1.2 mm) (Automotive-Grade)


 Part Number	L0 Inductance (uH)	DCR (mOhm)		Heat rating current, I _{dc} (A)		Saturation current, I _{sat} (A)	
		Typical	Max	Typical	Max	Typical	Max
VCUW20161B-R24MS5	0.24	27.0	33.0	3.8	3.4	6.5	5.6
VCUW20161B-R47MS5	0.47	32.0	39.0	3.6	3.2	5.0	4.5
VCUW20161B-1R0MS5	1.0	78.0	94.0	2.2	2.0	3.5	3.2
VCUW20161B-1R5MS5	1.5	100.0	120.0	2.0	1.8	2.8	2.5
VCUW20161B-2R2MS5	2.2	140.0	168.0	1.8	1.6	2.4	2.1

2520 SERIES


HTEH25200H (2.5*2.0*0.8 mm)

 Part Number	L0 Inductance (uH)	DCR (mOhm)		Heat rating current, Idc (A)		Saturation current, Isat (A)	
		Typical	Max	Typical	Max	Typical	Max
HTEH25200H-4R7MSR	4.7	150	180	2.0	1.8	1.7	1.5


HTEP25200H (2.5*2.0*0.8 mm)

 Part Number	L0 Inductance (uH)	DCR (mOhm)		Heat rating current, Idc (A)		Saturation current, Isat (A)	
		Typical	Max	Typical	Max	Typical	Max
HTEP25200H-1R0MSR	1.0	27	32	4.3	3.9	4.8	4.3


HTEX25200H (2.5*2.0*0.8 mm)

 Part Number	L0 Inductance (uH)	DCR (mOhm)		Heat rating current, Idc (A)		Saturation current, Isat (A)	
		Typical	Max	Typical	Max	Typical	Max
HTEX25200H-100MSR	10.0	590	710	0.90	1.0	1.10	1.30


HMLQ25201T (2.5*2.0*1.0 mm)

 Part Number	L0 Inductance (uH)	DCR (mOhm)		Heat rating current, Idc (A)		Saturation current, Isat (A)	
		Typical	Max	Typical	Max	Typical	Max
HMLQ25201T-R33MSR	0.33	16	20	5.5	5.0	7.3	7.0
HMLQ25201T-R47MSR	0.47	19	25	4.3	3.7	5.6	5.0
HMLQ25201T-1R0MSR	1.0	44	53	3.7	3.4	5.0	4.3
HMLQ25201T-2R2MSR	2.2	89	102	2.4	2.2	3.4	3.0


HTEG25201T (2.5*2.0*1.0 mm)

 Part Number	L0 Inductance (uH)	DCR (mOhm)		Heat rating current, Idc (A)		Saturation current, Isat (A)	
		Typical	Max	Typical	Max	Typical	Max
HTEG25201T-2R2MSR	2.2	55	65	2.9	2.6	3.2	2.9


HTEH25201T (2.5*2.0*1.0 mm)

 Part Number	L0 Inductance (uH)	DCR (mOhm)		Heat rating current, I _{dc} (A)		Saturation current, I _{sat} (A)	
		Typical	Max	Typical	Max	Typical	Max
HTEH25201T-1R0MTR	1.0	21	26	5.7	5.2	5.5	5.0
HTEH25201T-1R0MSR	1.0	24	29	5.5	5.0	5.5	5.0
HTEH25201T-1R5MSR	1.5	35	42	4.0	3.6	4.0	3.6
HTEH25201T-4R7MSR	4.7	100	130	2.3	2.0	1.9	1.7


HTEK25201T (2.5*2.0*1.0 mm)

 Part Number	L0 Inductance (uH)	DCR (mOhm)		Heat rating current, I _{dc} (A)		Saturation current, I _{sat} (A)	
		Typical	Max	Typical	Max	Typical	Max
HTEK25201T-1R0MSR	1.0	25	30	4.5	4.1	5.3	4.8


HTEX25201T (2.5*2.0*1.0 mm)


 Part Number	L0 Inductance (uH)	DCR (mOhm)		Heat rating current, I _{dc} (A)		Saturation current, I _{sat} (A)	
		Typical	Max	Typical	Max	Typical	Max
HTEX25201T-4R7MSR	4.7	200	240	1.60	1.40	2.15	1.95
HTEX25201T-100MSR	10.0	500	575	1.05	0.95	1.40	1.30

HTEP25201T (2.5*2.0*1.0 mm)


 Part Number	L0 Inductance (uH)	DCR (mOhm)		Heat rating current, I _{dc} (A)		Saturation current, I _{sat} (A)	
		Typical	Max	Typical	Max	Typical	Max
HTEP25201T-1R0MSR	1.0	18	25	5.7	5.2	5.5	5.0

SDEM25201T (2.5*2.0*1.0mm)


 Part Number	L0 Inductance (uH)	DCR (mOhm)		Heat rating current, I _{dc} (A)		Saturation current, I _{sat} (A)	
		Typical	Max	Typical	Max	Typical	Max
SDEM25201T-R24MS	0.24	19	23	4.60	4.30	7.00	6.30
SDEM25201T-R33MS	0.33	24	29	4.50	4.20	6.50	5.85
SDEM25201T-R47MS	0.47	29	35	4.00	3.60	5.50	5.00
SDEM25201T-R68MS	0.68	39	47	3.55	3.20	4.20	3.78
SDEM25201T-1R0MS	1.0	52	62	3.30	3.00	4.00	3.60
SDEM25201T-1R5MS	1.5	84	100	2.50	2.20	3.10	2.80

 Part Number	L0 Inductance (uH)	DCR (mOhm)		Heat rating current, Idc (A)		Saturation current, Isat (A)	
		Typical	Max	Typical	Max	Typical	Max
SDEM25201T-2R2MS	2.2	95	115	2.15	1.97	2.60	2.30
SDEM25201T-3R3MS	3.3	180	216	1.70	1.53	1.80	1.62
SDEM25201T-4R7MS	4.7	215	258	1.60	1.45	1.70	1.55
SDEM25201T-6R8MS	6.8	350	420	1.10	1.00	1.35	1.22
SDEM25201T-100MS	10.0	574	689	0.95	0.85	1.20	1.10
SDEM25201T-220MS	22.0	1,000	1,200	0.50	0.45	0.66	0.60


SDET25201T (2.5*2.0*1.0mm)

 Part Number	L0 Inductance (uH)	DCR (mOhm)		Heat rating current, Idc (A)		Saturation current, Isat (A)	
		Typical	Max	Typical	Max	Typical	Max
SDET25201T-1R0MS	1.0	67	81	1.98	1.78	2.10	1.89
SDET25201T-1R5MS	1.5	95	114	1.70	1.53	1.80	1.62
SDET25201T-2R2MS	2.2	135	162	1.50	1.35	1.55	1.39
SDET25201T-3R3MS	3.3	207	249	1.2	1.04	1.3	1.17
SDET25201T-4R7MS	4.7	269	323	1.08	0.97	1.20	1.08
SDET25201T-6R8MS	6.8	404	485	0.81	0.73	0.85	0.77
SDET25201T-100MS	10.0	507	609	0.80	0.72	0.73	0.65


HMLQ25201B (2.5*2.0*1.2 mm)

 Part Number	L0 Inductance	DCR		Heat rating current, I _{dc}		Saturation current, I _{sat} (A)	
	(uH)	(mOhm)		(A)			
		Typical	Max	Typical	Max	Typical	Max
HMLQ25201B-R22MSR	0.22	8	10	7.40	6.60	7.70	7.00
HMLQ25201B-R33MSR	0.33	14	17	6.40	5.70	7.50	6.80
HMLQ25201B-R47MSR	0.47	21	27	4.70	4.20	6.40	5.70
HMLQ25201B-R68MSR	0.68	27	32	4.40	4.00	5.20	4.60
HMLQ25201B-1R0MSR	1.0	34	41	4.00	3.60	4.50	4.00
HMLQ25201B-1R5MSR	1.5	56	68	3.20	2.80	3.90	3.50
HMLQ25201B-2R2MSR	2.2	70	84	2.70	2.40	3.35	2.85
HMLQ25201B-3R3MSR	3.3	120	144	1.75	1.55	2.25	1.95


HTEG25201B (2.5*2.0*1.2 mm)

 Part Number	L0 Inductance	DCR		Heat rating current, I _{dc}		Saturation current, I _{sat} (A)	
	(uH)	(mOhm)		(A)			
		Typical	Max	Typical	Max	Typical	Max
HTEG25201B-2R2MIR	2.2	67	80	3.7	3.3	4.0	3.7


HTEH25201B (2.5*2.0*1.2 mm)

 Part Number	L0 Inductance	DCR		Heat rating current, I _{dc}		Saturation current, I _{sat} (A)	
	(uH)	(mOhm)		(A)			
		Typical	Max	Typical	Max	Typical	Max
HTEH25201B-2R2MTR	2.2	50	60	3.20	2.90	3.60	3.25

HTEL25201B (2.5*2.0*1.2 mm)


 Part Number	L0 Inductance	DCR		Heat rating current, I _{dc}		Saturation current, I _{sat} (A)	
	(uH)	(mOhm)		(A)			
		Typical	Max	Typical	Max	Typical	Max
HTEL25201B-R47MSR	0.47	11.0	13.5	6.7	6.0	7.4	6.7
HTEL25201B-1R0MSR	1.0	18.0	22.0	5.7	5.2	5.8	5.3

SDET25201B (2.5*2.0*1.2mm)


 Part Number	L0 Inductance	DCR		Heat rating current, I _{dc}		Saturation current, I _{sat} (A)	
	(uH)	(mOhm)		(A)			
		Typical	Max	Typical	Max	Typical	Max
SDET25201B-R47MS	0.47	24.0	28.5	3.70	3.35	3.90	3.50
SDET25201B-1R0MS	1.0	37.0	43.0	2.65	2.40	2.75	2.50

SDET25201B-1R5MS	1.5	63.0	72.0	2.30	2.07	2.35	2.12
SDET25201B-2R2MS	2.2	80.0	90.0	1.90	1.80	2.15	1.95
SDET25201B-3R3MS	3.3	140	155	1.50	1.35	1.70	1.60
SDET25201B-4R7MS	4.7	185	210	1.40	1.25	1.50	1.40
SDET25201B-100MS	10.0	359	408	0.90	0.81	0.87	0.80
SDET25201B-220MS	22.0	900	1,050	0.52	0.46	0.56	0.50


HMLE25201D (2.5*2.0*1.4 mm)

 Part Number	L0 Inductance (uH)	DCR (mOhm)		Heat rating current, Idc (A)		Saturation current, Isat (A)	
		Typical	Max	Typical	Max	Typical	Max
HMLE25201D-2R2MSR	2.2	69	83	2.5	2.3	3.3	3.0
HMLE25201D-3R3MSR	3.3	105	128	1.9	1.7	2.4	2.1
HMLE25201D-4R7MSR	4.7	175	213	1.6	1.4	2.0	1.7

VCTA25201B (2.5*2.0*1.2 mm) (Automotive-Grade)


 Part Number	L0 Inductance (uH)	DCR (mOhm)		Heat rating current, Idc (A)		Saturation current, Isat (A)	
		Typical	Max	Typical	Max	Typical	Max
VCTA25201B-R10MS6	0.10	9.0	11.0	7.7	7.0	12.8	11.0
VCTA25201B-R15MS6	0.15	10.6	12.8	6.5	5.8	10.2	8.7
VCTA25201B-R22MS6	0.22	11.2	13.5	6.3	5.7	9.0	8.0
VCTA25201B-R33MS6	0.33	16.0	20.0	5.4	4.8	8.9	8.0
VCTA25201B-R47MS6	0.47	21.0	26.0	4.7	4.0	6.5	5.6
VCTA25201B-R68MS6	0.68	30.0	37.0	4.1	3.5	5.3	4.8
VCTA25201B-1R0MS6	1.0	35.0	42.0	3.8	3.4	4.8	4.2
VCTA25201B-1R5MS6	1.5	50.0	60.0	3.1	2.7	3.9	3.3
VCTA25201B-2R2MS6	2.2	70.0	84.0	2.6	2.2	3.5	3.0
VCTA25201B-3R3MS6	3.3	115.0	140.0	2.0	1.8	2.7	2.3
VCTA25201B-4R7MS6	4.7	165.0	200.0	1.7	1.4	2.2	2.0
VCTA25201B-6R8MS6	6.8	330.0	400.0	1.2	1.0	1.8	1.6
VCTA25201B-100MS6	10.0	440.0	530.0	1.0	0.8	1.5	1.3

VCUW25201B (2.5*2.0*1.2 mm) (Automotive-Grade)


 Part Number	L0 Inductance (uH)	DCR (mOhm)		Heat rating current, I _{dc} (A)		Saturation current, I _{sat} (A)	
		Typical	Max	Typical	Max	Typical	Max
VCUW25201B-R47MS5	0.47	21.0	26.0	4.7	4.0	6.5	5.6
VCUW25201B-R68MS5	0.68	30.0	36.0	4.0	3.6	5.2	4.8
VCUW25201B-1R0MS5	1.0	33.0	40.0	3.8	3.4	4.1	3.5
VCUW25201B-1R5MS5	1.5	58.0	72.0	2.9	2.6	3.9	3.3
VCUW25201B-2R2MS5	2.2	70.0	84.0	2.9	2.6	3.4	2.9
VCUW25201B-3R3MS5	3.3	150.0	180.0	1.6	1.4	2.6	2.3
VCUW25201B-4R7MS5	4.7	175.0	210.0	1.5	1.3	2.2	2.0
VCUW25201B-6R8MS5	6.8	320.0	385.0	1.1	1.0	1.9	1.7
VCUW25201B-150MS5	15.0	800.0	1000.0	0.6	0.54	1.4	1.2

3030 SERIES


HTEH32250H (3.2*2.5*0.8 mm)

 Part Number	L0 Inductance (uH)	DCR (mOhm)		Heat rating current, I _{dc} (A)		Saturation current, I _{sat} (A)	
		Typical	Max	Typical	Max	Typical	Max
HTEH32250H-1R0MIR	1.0	36	43	4.4	4.0	6.2	5.5


HMLE32251T (3.2*2.5*1.0 mm)

 Part Number	L0 Inductance (uH)	DCR (mOhm)		Heat rating current, I _{dc} (A)		Saturation current, I _{sat} (A)	
		Typical	Max	Typical	Max	Typical	Max
HMLE32251T-R33MS	0.33	15	18	5.6	5.0	6.7	6.0


HMLQ32251T (3.2*2.5*1.0 mm)

 Part Number	L0 Inductance (uH)	DCR (mOhm)		Heat rating current, I _{dc} (A)		Saturation current, I _{sat} (A)	
		Typical	Max	Typical	Max	Typical	Max
HMLQ32251T-4R7MS	4.7	200	240	1.7	1.5	2.0	1.8


SDER031T (3.0*3.0*1.0 mm)

 Part Number	L0 Inductance (uH)	DCR (mOhm)		Heat rating current, I _{dc} (A)		Saturation current, I _{sat} (A)	
		Typical	Max	Typical	Max	Typical	Max
SDER031T-1R0MS	1.0	62	74	2.60	2.34	2.90	2.60
SDER031T-2R2MS	2.2	89	107	1.70	1.53	1.60	1.44
SDER031T-4R7MS	4.7	166	199	1.30	1.17	1.0	0.9
SDER031T-6R8MS	6.8	249	299	1.05	0.95	0.85	0.75
SDER031T-100MS	10.0	365	438	0.85	0.77	0.75	0.68
SDER031T-150MS	15.0	672	807	0.72	0.64	0.58	0.52
SDER031T-220MS	22.0	708	850	0.60	0.55	0.47	0.43
SDER031T-330MS	33.0	1,360	1,632	0.50	0.45	0.38	0.34


HMLE32251B (3.2*2.5*1.2 mm)

 Part Number	L0 Inductance (uH)	DCR (mOhm)		Heat rating current, I _{dc} (A)		Saturation current, I _{sat} (A)	
		Typical	Max	Typical	Max	Typical	Max
HMLE32251B-R33MS	0.33	11	14	7.50	7.00	7.80	7.00
HMLE32251B-4R7MS	4.7	162	195	1.70	1.55	2.25	2.05


HMLQ32251B (3.2*2.5*1.2 mm)

 Part Number	L0 Inductance (uH)	DCR (mOhm)		Heat rating current, Idc (A)		Saturation current, Isat (A)	
		Typical	Max	Typical	Max	Typical	Max
HMLQ32251B-R47MS	0.47	18	22	5.8	5.2	8.2	7.0
HMLQ32251B-1R0MS	1.0	34	41	4.9	4.4	5.5	5.0
HMLQ32251B-1R5MS	1.5	50	60	3.6	3.3	4.5	4.0
HMLQ32251B-2R2MS	2.2	70	85	3.2	2.9	4.0	3.6
HMLQ32251B-4R7MS	4.7	162	195	1.7	1.55	2.25	2.05


HTEK32251B (3.2*25*1.2 mm)

 Part Number	L0 Inductance (uH)	DCR (mOhm)		Heat rating current, Idc (A)		Saturation current, Isat (A)	
		Typical	Max	Typical	Max	Typical	Max
HTEK32251B-1R0MSR	1.0	32	38	4.4	4.0	7.1	6.4


HTEP32251B (3.2*25*1.2 mm)

 Part Number	L0 Inductance (uH)	DCR (mOhm)		Heat rating current, Idc (A)		Saturation current, Isat (A)	
		Typical	Max	Typical	Max	Typical	Max
HTEP32251B-1R0MIR	1.0	19	21	5.5	5.0	7.7	7.0

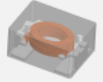
SDER031B (2.9*2.9*1.2mm)

 Part Number	L0 Inductance (uH)	DCR (mOhm)		Heat rating current, Idc (A)		Saturation current, Isat (A)	
		Typical	Max	Typical	Max	Typical	Max
SDER031B-1R0MS	1.0	52	62	2.50	2.25	3.35	3.00
SDER031B-1R5MS	1.5	60	72	2.20	1.98	3.10	2.60
SDER031B-2R2MS	2.2	84	101	2.25	2.00	2.90	2.40
SDER031B-3R3MS	3.3	134	161	1.71	1.53	1.92	1.72
SDER031B-4R7MS	4.7	184	221	1.43	1.30	1.71	1.53
SDER031B-6R8MS	6.8	256	307	1.25	1.13	1.49	1.24
SDER031B-100MS	10.0	397	496	1.00	0.90	1.26	1.05
SDER031B-150MS	15.0	572	686	0.80	0.72	1.10	0.83
SDER031B-220MS	22.0	850	1,020	0.65	0.60	0.86	0.72
SDER031B-330MS	33.0	1,387	1,733	0.50	0.45	0.65	0.58
SDER031B-470MS	47.0	1,908	2,385	0.44	0.39	0.50	0.45


SDET32251B (3.2*2.5*1.2 mm)

 Part Number	L0 Inductance (uH)	DCR (mOhm)		Heat rating current, Idc (A)		Saturation current, Isat (A)	
		Typical	Max	Typical	Max	Typical	Max
SDET32251B-3R3MS	3.3	205	246	1.30	1.17	1.70	1.53
SDET32251B-6R8MS	6.8	390	465	0.90	0.81	1.20	1.10
SDET32251B-100MS	10.0	410	488	0.80	0.72	1.10	1.00


HMLE32251E (3.2*2.5*1.5 mm)

 Part Number	L0 Inductance (uH)	DCR (mOhm)		Heat rating current, Idc (A)		Saturation current, Isat (A)	
		Typical	Max	Typical	Max	Typical	Max
HMLE32251E-R47MSR	0.47	13	16	7.0	6.3	8.1	7.2
HMLE32251E-1R0MSR	1.0	27	33	4.4	4.0	5.1	4.6
HMLE32251E-2R2MSR	2.2	73	88	3.9	3.5	4.3	3.7

SDET32251E (3.2*2.5*1.5 mm)


 Part Number	L0 Inductance (uH)	DCR (mOhm)		Heat rating current, Idc (A)		Saturation current, Isat (A)	
		Typical	Max	Typical	Max	Typical	Max
SDET32251E-3R3MS	3.3	85	102	2.10	1.80	1.40	1.20
SDET32251E-4R7MS	4.7	90	108	1.90	1.70	1.30	1.17
SDET32251E-150MS	15.0	580	700	0.70	0.63	1.00	0.90
SDET32251E-220MS	22.0	880	1,012	0.60	0.54	0.90	0.81

VCTA32251B (3.2*2.5*1.2 mm) (Automotive-Grade)


 Part Number	L0 Inductance (uH)	DCR (mOhm)		Heat rating current, Idc (A)		Saturation current, Isat (A)	
		Typical	Max	Typical	Max	Typical	Max
VCTA32251B-R15MS6	0.15	10.0	12.0	6.8	6.0	11.6	10.0
VCTA32251B-R22MS6	0.22	11.0	13.0	6.5	5.8	11.6	10.0
VCTA32251B-R33MS6	0.33	13.0	16.0	5.8	5.3	9.5	8.6
VCTA32251B-R47MS6	0.47	18.0	22.0	5.1	4.6	8.2	7.0
VCTA32251B-R68MS6	0.68	25.0	30.0	4.4	3.9	6.5	5.6
VCTA32251B-1R0MS6	1.0	30.0	36.0	3.9	3.6	5.2	4.5
VCTA32251B-1R5MS6	1.5	45.0	54.0	3.4	3.1	4.3	3.7
VCTA32251B-2R2MS6	2.2	62.0	75.0	2.8	2.5	3.8	3.3
VCTA32251B-3R3MS6	3.3	105.0	127.0	2.2	2.0	2.9	2.5

VCTA32251B-4R7MS6	4.7	150.0	180.0	1.8	1.6	2.5	2.2
VCTA32251B-6R8MS6	6.8	250.0	300.0	1.5	1.3	2.3	2.0
VCTA32251B-100MS6	10.0	340.0	400.0	1.1	1.0	1.6	1.3
VCTA32251B-150MS6	15.0	670.0	804.0	0.8	0.7	1.2	1.0

VCTA32252T (3.2*2.5*2.0 mm) (Automotive-Grade)


 Part Number	L0 Inductance (uH)	DCR (mOhm)		Heat rating current, Idc (A)		Saturation current, Isat (A)	
		Typical	Max	Typical	Max	Typical	Max
VCTA32252T-70NMS6	0.07	2.7	3.2	22.0	19.8	24.5	21.0
VCTA32252T-R10MS6	0.10	3.2	3.9	21.0	18.9	19.8	17.0
VCTA32252T-R22MS6	0.22	7.5	9.0	16.0	14.4	15.2	13.0
VCTA32252T-R47MS6	0.47	9.2	11.0	12.0	10.8	10.2	8.7
VCTA32252T-1R0MS6	1.0	19.0	23.0	7.2	6.5	8.4	7.5
VCTA32252T-1R5MS6	1.5	26.0	31.0	5.5	5.0	7.6	6.5
VCTA32252T-2R2MS6	2.2	35.0	46.0	5.4	4.9	6.2	5.0
VCTA32252T-3R3MS6	3.3	50.0	65.0	4.2	3.8	5.2	4.2
VCTA32252T-4R7MS6	4.7	75.0	98.0	3.0	2.7	4.3	3.4
VCTA32252T-220MS6	22.0	450	540	1.4	1.3	2.1	1.8

VCTA32252E (3.2*2.5*2.5 mm) (Automotive-Grade)


 Part Number	L0 Inductance (uH)	DCR (mOhm)		Heat rating current, Idc (A)		Saturation current, Isat (A)	
		Typical	Max	Typical	Max	Typical	Max
VCTA32252E-R11MS6	0.11	3.0	4.0	12.0	11.0	17.0	15.0

4*4 SERIES


HBLQ041T (4.3*4.3*1.0mm)

 Part Number	L0 Inductance (uH)	DCR (mOhm)		Heat rating current, I _{dc} (A)		Saturation current, I _{sat} (A)	
		Typical	Max	Typical	Max	Typical	Max
HBLQ041T-R47MSIA	0.47	17.5	21.0	7.5	6.5	8.0	7.0
HBLQ041T-2R2MSIA	2.2	82	100	3.4	3.0	4.3	3.5
HBLQ041T-3R3MSIA	3.3	105	130	3.0	2.6	3.1	2.7
HBLQ041T-4R7MSIA	4.7	135	160	2.6	2.3	2.5	2.1
HBLQ041T-6R8MSIA	6.8	210	255	2.0	1.8	2.30	1.85
HBLQ041T-100MSIA	10.0	280	336	1.75	1.50	1.85	1.65


HBLE041B (4.3*4.3*1.2mm)

 Part Number	L0 Inductance (uH)	DCR (mOhm)		Heat rating current, I _{dc} (A)		Saturation current, I _{sat} (A)	
		Typical	Max	Typical	Max	Typical	Max
HBLE041B-R47MSA	0.47	15	18	9.2	8.2	9.4	8.3
HBLE041B-1R0MSA	1.0	27	33	4.1	3.7	4.6	4.1
HBLE041B-2R2MSA	2.2	52	63	3.8	3.4	4.0	3.5
HBLE041B-3R3MSA	3.3	82	98	3.1	2.8	3.0	2.7
HBLE041B-4R7MSA	4.7	94	113	2.9	2.6	2.5	2.2
HBLE041B-100MSA	10.0	200	240	1.8	1.6	1.6	1.4


HBLE041H (4.3*4.3*1.8mm)

 Part Number	L0 Inductance (uH)	DCR (mOhm)		Heat rating current, I _{dc} (A)		Saturation current, I _{sat} (A)	
		Typical	Max	Typical	Max	Typical	Max
HBLE041H-R47MS	0.47	13	16	10.0	9.0	9.6	8.5
HBLE041H-R68MS	0.68	17	21	8.5	7.6	7.4	6.6
HBLE041H-1R0MS	1.0	21	26	7.0	6.3	7.0	6.3
HBLE041H-1R5MS	1.5	32	38.4	5.5	5.0	6.4	5.4
HBLE041H-2R2MS	2.2	39	46	4.7	4.2	5.2	4.5
HBLE041H-3R3MS	3.3	58	69	3.8	3.5	4.5	4.0
HBLE041H-4R7MS	4.7	70	84	3.5	3.1	3.6	3.0
HBLE041H-6R8MS	6.8	110	132	2.8	2.5	2.6	2.4
HBLE041H-100MS	10.0	160	192	2.1	1.9	2.2	2.0


HBLE042A (4.3*4.3*2.1mm)

 Part Number	L0 Inductance	DCR		Heat rating current, I _{dc}		Saturation current, I _{sat} (A)	
	(uH)	(mOhm)		(A)			
		Typical	Max	Typical	Max	Typical	Max
HBLE042A-R24MS	0.24	4.2	5.0	15.0	13.5	14.0	12.0
HBLE042A-R33MS	0.33	6.0	7.5	13.0	11.7	13.0	11.0
HBLE042A-R47MS	0.47	7.0	8.5	11.5	10.4	10.0	9.0
HBLE042A-R56MS	0.56	8.0	9.6	10.8	9.7	8.8	8.0
HBLE042A-R68MS	0.68	8.9	10.7	10.6	9.5	8.3	7.1
HBLE042A-1R0MS	1.0	10.0	11.5	10.0	9.0	7.0	6.0
HBLE042A-1R5MS	1.5	18.0	21.5	8.6	7.8	6.7	5.7
HBLE042A-2R2MS	2.2	24.0	28.0	7.0	6.0	5.8	5.0


SDER041T (4.0*4.0*1.0mm)

 Part Number	L0 Inductance	DCR		Heat rating current, I _{dc}		Saturation current, I _{sat} (A)	
	(uH)	(mOhm)		(A)			
		Typical	Max	Typical	Max	Typical	Max
SDER041T-1R5MS	1.5	80	96	1.70	1.50	2.20	2.00
SDER041T-2R2MS	2.2	100	120	1.55	1.40	1.80	1.60
SDER041T-3R3MS	3.3	120	145	1.45	1.30	1.40	1.25
SDER041T-4R7MS	4.7	130	156	1.40	1.26	1.25	1.10
SDER041T-6R8MS	6.8	196	235	1.30	1.17	1.20	1.08
SDER041T-100MS	10.0	291	350	1.10	0.99	1.00	0.90


SDER041B (4.0*4.0*1.2mm)

 Part Number	L0 Inductance	DCR		Heat rating current, I _{dc}		Saturation current, I _{sat} (A)	
	(uH)	(mOhm)		(A)			
		Typical	Max	Typical	Max	Typical	Max
SDER041B-R47MS	0.47	28	33.6	3.90	3.50	4.25	3.60
SDER041B-2R2MS	2.2	69	83	2.70	2.43	2.00	1.80
SDER041B-4R7MS	4.7	109	131	1.90	1.71	1.45	1.30
SDER041B-6R8MS	6.8	130	156	1.70	1.53	1.20	1.08
SDER041B-100MS	10.0	190	228	1.45	1.30	1.10	1.00
SDER041B-150MS	15.0	339	407	1.05	0.95	0.80	0.72
SDER041B-220MS	22.0	410	492	0.95	0.855	0.70	0.63
SDER041B-470MS	47.0	850	1,020	0.50	0.45	0.46	0.41

SDER041H (4.0*4.0*1.8mm)


 Part Number	L0 Inductance	DCR		Heat rating current, I _{dc}		Saturation current, I _{sat} (A)	
	(uH)	(mOhm)		(A)			
		Typical	Max	Typical	Max	Typical	Max
SDER041H-R47MS	0.47	14	18	5.50	5.00	5.70	5.10
SDER041H-R68MS	0.68	19	25	5.00	4.50	5.60	5.00
SDER041H-1R0MS	1.0	20	25	4.40	4.00	4.20	3.80
SDER041H-1R2MS	1.2	25	30	3.80	3.40	3.70	3.30
SDER041H-1R5MS	1.5	33	40	3.40	3.05	3.60	3.20
SDER041H-1R8MS	1.8	34	41	3.20	2.85	3.20	2.90
SDER041H-2R2MS	2.2	35	45	3.10	2.80	3.10	2.80
SDER041H-3R3MS	3.3	45	56	2.75	2.50	2.45	2.20
SDER041H-4R7MS	4.7	69	83	2.30	2.07	2.05	1.85
SDER041H-5R6MS	5.6	80	96	2.20	2.00	1.90	1.70
SDER041H-6R8MS	6.8	90	115	2.10	1.90	1.75	1.60
SDER041H-8R2MS	8.2	105	132	1.80	1.60	1.65	1.44
SDER041H-100MS	10.0	134	169	1.50	1.35	1.60	1.40
SDER041H-150MS	15.0	185	222	1.45	1.30	1.10	1.00
SDER041H-220MS	22.0	250	315	1.20	1.08	0.95	0.85
SDER041H-330MS	33.0	405	486	0.90	0.81	0.80	0.75
SDER041H-470MS	47.0	495	594	0.80	0.72	0.70	0.60
SDER041H-680MS	68.0	885	1062	0.58	0.52	0.48	0.43
SDER041H-101MS	100.0	1545	1854	0.52	0.47	0.46	0.41

SDER043T (4.0*4.0*3.0mm)


 Part Number	L0 Inductance	DCR		Heat rating current, I _{dc}		Saturation current, I _{sat} (A)	
	(uH)	(mOhm)		(A)			
		Typical	Max	Typical	Max	Typical	Max
SDER043T-1R0MS	1.0	12	15	6.00	5.40	6.10	5.50
SDER043T-2R2MS	2.2	28	36.4	3.70	3.30	5.50	4.95
SDER043T-3R3MS	3.3	39.5	48	3.40	3.05	3.89	3.50
SDER043T-4R7MS	4.7	60	75	2.30	2.00	3.25	3.00
SDER043T-6R8MS	6.8	80	96	2.20	1.95	3.05	2.80
SDER043T-100MS	10.0	99	125	1.70	1.55	2.22	2.00
SDER043T-150MS	15.0	180	235	1.32	1.20	1.89	1.70
SDER043T-220MS	22.0	225	282	1.25	1.05	1.50	1.35
SDER043T-330MS	33.0	325	425	1.00	0.90	1.25	1.15

SDER043T-680MS	68.0	760	915	0.68	0.61	0.85	0.75
SDER043T-101MS	100.0	900	1,100	0.65	0.60	0.68	0.60
SDER043T-121MS	120.0	1,000	1,250	0.62	0.55	0.64	0.57


CMLB041B (4.45*4.75*1.2mm)

 Part Number	L0 Inductance (uH)	DCR (mOhm)		Heat rating current, Idc (A)		Saturation current, Isat (A)	
		Typical	Max	Typical	Max	Typical	Max
CMLB041B-R47MS	0.47	17.5	19.6	6.4	5.7	7.4	6.7
CMLB041B-R68MS	0.68	31.0	36.0	5.5	5.0	7.3	6.5
CMLB041B-1R0MS	1.0	42.0	46.5	5.0	4.3	5.5	5.0
CMLB041B-1R5MS	1.5	61.0	75.0	3.6	3.4	4.6	4.0
CMLB041B-2R2MS	2.2	75.4	83.0	3.3	2.8	3.8	3.4
CMLB041B-4R7MS	4.7	171.0	193.0	2.0	1.8	2.8	2.2
CMLB041B-6R8MS	6.8	320.0	368.0	1.7	1.5	2.2	1.9
CMLB041B-8R2MS	8.2	420.0	480.0	1.5	1.3	1.9	1.6


CMLE041B (4.75*4.45*1.2mm)

 Part Number	L0 Inductance (uH)	DCR (mOhm)		Heat rating current, Idc (A)		Saturation current, Isat (A)	
		Typical	Max	Typical	Max	Typical	Max
CMLE041B-R22MS	0.22	7.2	8.0	13.0	12.0	15.5	13.0
CMLE041B-R33MS	0.33	10.8	12.0	12.0	11.0	13.5	12.0
CMLE041B-R47MS	0.47	16.0	18.4	9.5	8.5	10.6	9.2
CMLE041B-R56MS	0.56	16.9	19.9	7.0	6.3	9.1	7.8
CMLE041B-1R0MS	1.0	29.0	34.5	5.5	4.7	7.0	6.0
CMLE041B-1R5MS	1.5	49.0	56.0	5.0	4.5	5.8	5.0
CMLE041B-2R2MS	2.2	74.0	82.0	3.7	3.3	4.4	3.8
CMLE041B-3R3MS	3.3	110.0	124.0	3.1	2.8	4.1	3.5
CMLE041B-4R7MS	4.7	124.0	145.0	2.4	2.1	3.2	2.8
CMLE041B-6R8MS	6.8	300.0	355.0	1.7	1.5	2.7	2.3


CMLS041B (4.45*4.75*1.8mm)

 Part Number	L0 Inductance (uH)	DCR (mOhm)		Heat rating current, I _{dc} (A)		Saturation current, I _{sat} (A)	
		Typical	Max	Typical	Max	Typical	Max
CMLS041B-R10MS	0.10	5.2	6.0	15.0	13.0	25.0	23.0
CMLS041B-R22MS	0.22	10.6	12.0	10.0	8.5	20.0	17.0
CMLS041B-R47MS	0.47	20.0	22.0	6.5	5.5	13.0	11.0


CMLE042T (4.45*4.75*2.0mm)

 Part Number	L0 Inductance (uH)	DCR (mOhm)		Heat rating current, I _{dc} (A)		Saturation current, I _{sat} (A)	
		Typical	Max	Typical	Max	Typical	Max
CMLE042T-R36MS	0.36	8.0	9.2	12.8	11.5	11.0	9.5
CMLE042T-R47MS	0.47	8.4	9.5	11.5	10.0	9.5	8.5
CMLE042T-1R0MS	1.0	17.0	20.0	7.50	6.50	8.7	7.6
CMLE042T-1R5MS	1.5	30.0	36.0	5.80	5.20	7.0	6.0
CMLE042T-2R2MS	2.2	36.0	42.0	5.50	4.80	6.5	5.7
CMLE042T-3R3MS	3.3	55.0	64.0	3.70	3.30	5.0	4.3
CMLE042T-4R7MS	4.7	74.0	89.0	3.50	3.10	4.6	3.8
CMLE042T-6R8MS	6.8	128.0	148.0	2.60	2.35	3.3	2.7

VCHA042A (4.2*4.0*2.1 mm) (Automotive-Grade)


 Part Number	L0 Inductance (uH)	DCR (mOhm)		Heat rating current, I _{dc} (A)		Saturation current, I _{sat} (A)	
		Typical	Max	Typical	Max	Typical	Max
VCHA042A-R10MS6	0.10	1.90	2.28	21.0	18.9	25.0	21.4
VCHA042A-R22MS6	0.22	5.3	6.4	11.4	10.3	13.7	11.7
VCHA042A-R33MS6	0.33	5.8	7.0	10.9	9.8	13.5	11.5
VCHA042A-R40MS6	0.40	6.0	7.2	10.7	9.6	12.6	10.8
VCHA042A-R47MS6	0.47	6.3	7.6	10.6	9.5	10.9	9.4
VCHA042A-R60MS6	0.60	8.1	9.3	12.1	10.9	10.4	8.9
VCHA042A-R68MS6	0.68	8.6	10.3	9.1	8.2	9.5	8.1
VCHA042A-1R0MS6	1.0	9.1	10.5	8.9	8.0	7.9	6.7
VCHA042A-1R5MS6	1.5	13.4	15.4	7.3	6.5	6.2	5.3
VCHA042A-2R2MS6	2.2	20.9	23.0	5.8	5.3	5.3	4.5
VCHA042A-3R3MS6	3.3	33.4	36.8	4.6	4.1	4.0	3.4
VCHA042A-4R7MS6	4.7	48.6	53.8	4.0	3.6	3.7	3.2
VCHA042A-5R6MS6	5.6	61.8	71.1	3.4	3.0	2.9	2.5
VCHA042A-6R8MS6	6.8	80.5	92.5	2.9	2.6	2.6	2.2
VCHA042A-8R2MS6	8.2	103.0	118.5	2.6	2.3	2.5	2.1
VCHA042A-100MS6	10.0	112.0	129.0	2.5	2.2	2.4	2.0
VCHA042A-R10MS62M	0.10	1.90	2.28	21.0	18.9	25.0	21.4
VCHA042A-R22MS62M	0.22	5.3	6.4	11.4	10.3	13.7	11.7
VCHA042A-R33MS62M	0.33	5.8	7.0	10.9	9.8	13.5	11.5
VCHA042A-R40MS62M	0.40	6.0	7.2	10.7	9.6	12.6	10.8
VCHA042A-R47MS62M	0.47	6.3	7.6	10.6	9.5	10.9	9.4
VCHA042A-R60MS62M	0.60	8.1	9.3	12.1	10.9	10.4	8.9
VCHA042A-R68MS62M	0.68	8.6	10.3	9.1	8.2	9.5	8.1
VCHA042A-1R0MS62M	1.0	9.1	10.5	8.9	8.0	7.9	6.7
VCHA042A-1R5MS62M	1.5	13.4	15.4	7.3	6.5	6.2	5.3
VCHA042A-2R2MS62M	2.2	20.9	23.0	5.8	5.3	5.3	4.5
VCHA042A-3R3MS62M	3.3	33.4	36.8	4.6	4.1	4.0	3.4
VCHA042A-4R7MS62M	4.7	48.6	53.8	4.0	3.6	3.7	3.2
VCHA042A-5R6MS62M	5.6	61.8	71.1	3.4	3.0	2.9	2.5
VCHA042A-6R8MS62M	6.8	80.5	92.5	2.9	2.6	2.6	2.2
VCHA042A-8R2MS62M	8.2	103.0	118.5	2.6	2.3	2.5	2.1
VCHA042A-100MS62M	10.0	112.0	129.0	2.5	2.2	2.4	2.0

VCHW042A (4.2*4.0*2.1 mm) (Automotive-Grade)


 Part Number	L0 Inductance (uH)	DCR (mOhm)		Heat rating current, I _{dc} (A)		Saturation current, I _{sat} (A)	
		Typical	Max	Typical	Max	Typical	Max
VCHW042A-3R3MS5	3.3	38.0	43.7	4.9	4.4	5.0	4.3
VCHW042A-4R7MS5	4.7	48.6	53.8	4.0	3.6	4.6	3.9
VCHW042A-6R8MS5	6.8	88.5	106.2	3.0	2.7	3.9	3.4
VCHW042A-100MS5	10.0	160.0	192.0	2.3	2.0	3.5	3.0

5*5 SERIES


SDES053T (4.9*4.9*3.0mm)

 Part Number	L0 Inductance (uH)	DCR (mOhm)		Heat rating current, I _{dc} (A)		Saturation current, I _{sat} (A)	
		Typical	Max	Typical	Max	Typical	Max
SDES053T-1R0MS	1.0	15	18	7.65	6.9	8.45	7.6
SDES053T-1R2MS	1.2	17	20	6.30	5.67	7.50	6.75
SDES053T-1R5MS	1.5	20	25	6.25	5.63	6.95	6.20
SDES053T-2R2MS	2.2	23	28	6.00	5.40	5.80	5.22
SDES053T-3R3MS	3.3	28	34	5.50	4.90	5.00	4.50
SDES053T-4R7MS	4.7	41	50	4.80	4.30	4.00	3.60
SDES053T-6R8MS	6.8	58	70	3.70	3.30	3.50	3.15
SDES053T-8R2MS	8.2	72	87	3.20	2.88	3.10	2.80
SDES053T-100MS	10.0	85	102	3.05	2.75	2.70	2.40
SDES053T-220MS	22.0	180	220	1.80	1.60	1.80	1.60
SDES053T-330MS	33.0	255	307	1.50	1.35	1.60	1.44
SDES053T-470MS	47.0	334	401	1.20	1.08	1.20	1.08
SDES053T-560MS	56.0	444	532.8	0.90	0.80	1.15	1.04
SDES053T-680MS	68.0	529	634.8	0.85	0.77	1.10	1.00


SDEI054T (4.9*4.9*4.0mm)

 Part Number	L0 Inductance (uH)	DCR (mOhm)		Heat rating current, I _{dc} (A)		Saturation current, I _{sat} (A)	
		Typical	Max	Typical	Max	Typical	Max
SDEI054T-1R0MS	1.0	8.0	11.0	6.85	6.17	10.5	9.40
SDEI054T-1R5MS	1.5	13.0	16.0	5.50	4.90	9.00	8.0
SDEI054T-2R2MS	2.2	14.2	17.5	5.40	4.90	7.50	6.70
SDEI054T-3R3MS	3.3	20.0	25.0	4.60	4.14	6.40	5.76
SDEI054T-4R7MS	4.7	27.0	34.0	3.60	3.24	5.00	4.50
SDEI054T-6R8MS	6.8	41.0	50.0	3.15	2.84	4.55	4.10
SDEI054T-100MS	10.0	53.0	63.0	3.10	2.80	3.60	3.20
SDEI054T-120MS	12.0	69.0	83.0	2.70	2.43	3.30	3.00
SDEI054T-150MS	15.0	79.0	99.0	2.30	2.00	2.80	2.45
SDEI054T-220MS	22.0	119.0	149.0	2.10	1.90	2.40	2.10
SDEI054T-330MS	33.0	169.0	211.0	1.50	1.30	1.95	1.75
SDEI054T-470MS	47.0	235.0	294.0	1.35	1.20	1.60	1.44


SDES052T (4.9*4.9*2.0mm)

 Part Number	L0 Inductance (uH)	DCR (mOhm)		Heat rating current, I _{dc} (A)		Saturation current, I _{sat} (A)	
		Typical	Max	Typical	Max	Typical	Max
SDES052T-1R0MS	1.0	17.0	21.0	4.8	4.32	6.3	5.7
SDES052T-1R5MS	1.5	23.0	27.5	4.2	3.8	5.0	4.5
SDES052T-2R2MS	2.2	26.0	32.0	4.0	3.6	4.2	3.8
SDES052T-3R3MS	3.3	42.0	51.0	2.7	2.4	3.3	3.0
SDES052T-4R7MS	4.7	52.0	63.0	2.7	2.4	3.1	2.8
SDES052T-6R8MS	6.8	74.0	88.0	2.30	2.05	2.60	2.35
SDES052T-100MS	10.0	114.0	137.0	1.8	1.62	1.65	1.50

CMLE051B (5.4*5.75*1.2mm)

 Part Number	L0 Inductance (uH)	DCR (mOhm)		Heat rating current, I _{dc} (A)		Saturation current, I _{sat} (A)	
		Typical	Max	Typical	Max	Typical	Max
CMLE051B-R47MS	0.47	13.0	15.0	9.0	8.0	12.0	10.0
CMLE051B-1R0MS	1.0	26.0	30.0	6.0	5.0	9.0	8.0
CMLE051B-2R2MS	2.2	55.0	63.0	4.5	3.9	6.0	5.0
CMLE051B-3R3MS	3.3	85.0	103.0	3.2	2.9	5.0	4.0
CMLE051B-4R7MS	4.7	110.0	135.0	3.0	2.7	3.7	3.2

CMLB051B (5.4*5.75*1.2mm)


 Part Number	L0 Inductance (uH)	DCR (mOhm)		Heat rating current, I _{dc} (A)		Saturation current, I _{sat} (A)	
		Typical	Max	Typical	Max	Typical	Max
CMLB051B-R68MS	0.68	22.0	26.0	6.6	5.9	8.9	7.6
CMLB051B-1R0MS	1.0	32.0	36.5	5.5	5.1	8.7	7.4
CMLB051B-1R5MS	1.5	50.0	58.0	4.5	4.0	6.0	5.0
CMLB051B-2R2MS	2.2	66.0	76.0	3.6	3.0	4.5	3.8
CMLB051B-3R3MS	3.3	84.0	96.0	3.1	2.8	3.8	3.4
CMLB051B-4R7MS	4.7	144.0	163.0	2.3	2.0	3.5	2.9

CMLS051B (5.4*5.75*1.2mm)


 Part Number	L0 Inductance (uH)	DCR (mOhm)		Heat rating current, I _{dc} (A)		Saturation current, I _{sat} (A)	
		Typical	Max	Typical	Max	Typical	Max

CMLS051B-R10MS	0.10	4.0	5.1	16.0	15.0	35.0	30.0
CMLS051B-2R2MS	2.2	73.0	77.3	3.4	3.0	7.0	6.0
CMLS051B-4R7MS	4.7	150.0	165.0	2.3	2.0	5.4	4.6


CMLE051E (5.4*5.75*1.5mm)

 Part Number	L0 Inductance (uH)	DCR (mOhm)		Heat rating current, Idc (A)		Saturation current, Isat (A)	
		Typical	Max	Typical	Max	Typical	Max
CMLE051E-R12MS	0.12	3.2	3.7	18.0	16.0	29.0	25.0
CMLE051E-R22MS	0.22	3.79	4.4	16.0	14.5	20.0	16.8
CMLE051E-R47MS	0.47	10.8	12.7	10.0	9.0	15.0	12.7
CMLE051E-R68MS	0.68	13.5	15.5	9.0	8.1	11.2	9.5
CMLE051E-1R0MS	1.0	19.0	23.0	6.5	5.8	10.0	8.5
CMLE051E-2R2MS	2.2	45.0	52.0	5.0	4.0	7.0	6.0
CMLE051E-3R3MS	3.3	60.0	72.0	3.5	3.1	5.1	4.3
CMLE051E-4R7MS	4.7	88.0	100.0	3.1	2.7	4.2	3.7
CMLE051E-100MS	10.0	152.0	170.0	2.1	1.9	3.1	2.7

CMLE051H (5.4*5.75*1.8mm)


 Part Number	L0 Inductance (uH)	DCR (mOhm)		Heat rating current, Idc (A)		Saturation current, Isat (A)	
		Typical	Max	Typical	Max	Typical	Max
CMLE051H-R22MS	0.22	3.15	3.65	20.0	17.0	24.0	20.5
CMLE051H-R24MS	0.24	3.15	3.65	20.0	17.0	23.0	20.0
CMLE051H-R33MS	0.33	4.50	5.20	17.0	15.0	20.0	17.0
CMLE051H-R47MS	0.47	7.60	8.50	11.5	10.5	17.0	16.0
CMLE051H-R68MS	0.68	11.50	13.30	9.2	8.3	16.2	13.4
CMLE051H-1R0MS	1.0	13.90	16.00	8.2	7.2	11.8	10.3
CMLE051H-1R5MS	1.5	22.50	26.00	6.7	6.0	10.5	8.3
CMLE051H-2R2MS	2.2	28.00	33.00	5.7	5.0	7.4	6.3

CMLB051H (5.4*5.75*1.8mm)


 Part Number	L0 Inductance (uH)	DCR (mOhm)		Heat rating current, Idc (A)		Saturation current, Isat (A)	
		Typical	Max	Typical	Max	Typical	Max
CMLB051H-R22MS	0.22	4.0	4.8	19.0	17.0	21.5	19.0
CMLB051H-R33MS	0.33	5.7	6.8	16.0	15.0	19.1	17.0
CMLB051H-R47MS	0.47	7.6	8.5	11.0	10.0	16.0	15.5


CMLB051H-R68MS	0.68	12.0	13.8	9.0	8.0	13.0	11.2
CMLB051H-1R0MS	1.0	15.0	17.0	8.5	7.5	10.0	8.6
CMLB051H-1R5MS	1.5	23.0	28.0	6.2	5.5	9.0	7.2
CMLB051H-2R2MS	2.2	30.0	35.0	5.2	4.7	7.0	6.0
CMLB051H-3R3MS	3.3	45.0	52.0	4.7	4.5	5.5	4.8
CMLB051H-4R7MS	4.7	70.0	81.0	3.5	3.2	4.5	3.9
CMLB051H-6R8MS	6.8	103.0	125.0	2.9	2.6	3.6	3.4
CMLB051H-100MS	10.0	139.0	154.0	2.5	2.3	3.3	2.8

CMLE053T (4.9*5.2*3.0mm)


 Part Number	L0 Inductance (uH)	DCR (mOhm)		Heat rating current, I _{dc} (A)		Saturation current, I _{sat} (A)	
		Typical	Max	Typical	Max	Typical	Max
CMLE053T-R20MS	0.20	2.2	2.5	26.0	23.0	20.5	18.0
CMLE053T-R33MS	0.33	4.5	5.4	16.0	14.0	16.0	14.0
CMLE053T-R47MS	0.47	5.0	5.9	14.2	12.7	14.0	12.0
CMLE053T-R68MS	0.68	7.0	8.5	12.2	10.9	12.5	10.5
CMLE053T-1R0MS	1.0	8.4	9.4	10.8	9.7	11.0	9.0
CMLE053T-1R5MS	1.5	14.7	17.0	8.2	7.2	9.5	8.0
CMLE053T-2R2MS	2.2	21.0	24.0	6.9	6.2	8.2	7.0
CMLE053T-3R3MS	3.3	29.7	36.0	5.8	5.2	7.3	6.6
CMLE053T-4R7MS	4.7	48.0	54.0	5.1	4.5	5.7	5.1
CMLE053T-6R8MS	6.8	72.0	84.0	3.7	3.1	4.2	3.6
CMLE053T-100MS	10.0	104.0	125.0	3.3	3.0	3.7	3.1

CMLB053T (4.9*5.2*3.0mm)


 Part Number	L0 Inductance (uH)	DCR (mOhm)		Heat rating current, I _{dc} (A)		Saturation current, I _{sat} (A)	
		Typical	Max	Typical	Max	Typical	Max
CMLB053T-R10MS	0.10	2.0	2.3	28.0	25.0	38.0	33.0
CMLB053T-R22MS	0.22	3.5	3.9	17.0	15.0	20.0	17.0
CMLB053T-R33MS	0.33	5.1	6.1	14.2	12.5	15.5	13.5
CMLB053T-R47MS	0.47	7.0	8.0	12.2	10.9	14.0	12.0
CMLB053T-R68MS	0.68	8.0	9.2	11.0	9.9	11.5	10.0
CMLB053T-1R0MS	1.0	10.5	12.0	9.8	8.5	10.0	8.5
CMLB053T-1R5MS	1.5	17.0	20.0	7.8	7.0	8.6	8.0

 Part Number	L0 Inductance (uH)	DCR (mOhm)		Heat rating current, I _{dc} (A)		Saturation current, I _{sat} (A)	
		Typical	Max	Typical	Max	Typical	Max
CMLB053T-2R2MS	2.2	25.0	29.0	6.3	5.5	8.0	6.5
CMLB053T-3R3MS	3.3	34.0	38.0	5.4	4.7	6.0	5.0
CMLB053T-4R7MS	4.7	52.0	60.0	5.0	4.5	5.0	3.5
CMLB053T-6R8MS	6.8	100.0	115.0	3.2	2.8	3.7	3.2


HCUVE66 (5.5x5.7x6.0mm)

 Part Number	L (nH) ± 10%	Li (nH) MIN	DCR (mΩ) ± 5%	I _{sat} (A)			I _r (A)
				25°C	100°C	125°C	
HCUVE66-101	100	64	0.2	40	32	30	50
HCUVE66-121	120	77	0.2	32	26	24	50
HCUVE66-151	150	96	0.2	24	19	18	50
HCUVE66-221	220	141	0.2	15	12	11	50


VCMT053T (5.45*5.25*3.0 mm) (Automotive-Grade)

 Part Number	L0 Inductance (uH)	DCR (mOhm)		Heat rating current, I _{dc} (A)		Saturation current, I _{sat} (A)	
		Typical	Max	Typical	Max	Typical	Max
VCMT053T-R33MN52M	0.33	4.5	5.0	16.7	15.0	11.2	9.6
VCMT053T-R47MN52M	0.47	6.9	7.9	12.4	11.2	14.0	12.0
VCMT053T-R68MN52M	0.68	8.6	9.74	11.3	10.2	11.7	10.0
VCMT053T-1R0MN52M	1.0	10.0	11.5	10.8	9.7	8.0	6.5
VCMT053T-1R5MN52M	1.5	15.4	17.7	8.2	7.4	7.1	5.9
VCMT053T-2R2MN52M	2.2	20.0	23.0	7.1	6.4	6.3	5.1
VCMT053T-3R3MN52M	3.3	33.0	38.0	5.5	5.0	5.5	4.7
VCMT053T-4R7MN52M	4.7	51.0	59.0	4.4	3.9	4.5	3.9
VCMT053T-6R8MN52M	6.8	80.0	92.0	3.5	3.1	3.5	3.0
VCMT053T-100MN52M	10.0	112.6	129.5	2.8	2.5	2.35	2.0
VCMT053T-150MN52M	15.0	170.0	196.0	2.4	2.2	2.2	1.9
VCMT053T-80NMS5	0.08	2.0	2.4	22.8	20.5	40.8	35.0


VCMV053T (5.45*5.25*2.8 mm) (Automotive-Grade)


 Part Number	L0 Inductance (uH)	DCR (mOhm)		Heat rating current, I _{dc} (A)		Saturation current, I _{sat} (A)	
		Typical	Max	Typical	Max	Typical	Max
VCMV053T-R33MN2	0.33	4.1	4.9	20.0	18.0	20.0	17.1
VCMV053T-1R0MN2	1.0	12.1	14.5	9.1	8.2	14.8	12.7
VCMV053T-2R2MN2	2.2	17.5	21.0	7.4	6.7	9.8	8.8
VCMV053T-3R3MN2	3.3	29.0	34.8	5.9	5.3	8.5	7.3
VCMV053T-4R7MN2	4.7	43.0	51.6	4.8	4.3	6.8	5.8
VCMV053T-6R8MN2	6.8	73.0	87.6	3.7	3.3	5.8	5.0
VCMV053T-1R0MN22M	1.0	12.1	14.5	9.1	8.2	14.8	12.7
VCMV053T-2R2MN22M	2.2	17.5	21.0	7.4	6.7	9.8	8.8
VCMV053T-3R3MN22M	3.3	29.0	34.8	5.9	5.3	8.5	7.3
VCMV053T-6R8MN22M	6.8	73.0	87.6	3.7	3.3	5.8	5.0

VCHW053T-MS5 (5.45*5.25*3.0 mm) (Automotive-Grade)

 Part Number	L0 Inductance (uH)	DCR (mOhm)		Heat rating current, I _{dc} (A)		Saturation current, I _{sat} (A)	
		Typical	Max	Typical	Max	Typical	Max
VCHW053T-50NMS5	0.05	0.60	0.66	44	40	64	55
VCHW053T-70NMS5	0.07	0.70	0.77	40	36	50	42
VCHW053T-R10MS5	0.10	0.80	0.88	37	33	44	38

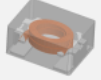
VCUW053T (5.45*5.25*3.0 mm) (Automotive-Grade)

 Part Number	L0 Inductance (uH)	DCR (mOhm)		Heat rating current, I _{dc} (A)		Saturation current, I _{sat} (A)	
		Typical	Max	Typical	Max	Typical	Max
VCUW053T-R10MS5	0.10	1.8	2.1	24.0	22.0	35.0	30.0
VCUW053T-R22MS5	0.22	4.0	4.5	15.9	14.3	22.8	19.5
VCUW053T-R47MS5	0.47	6.0	7.2	13.0	11.7	12.8	11.0
VCUW053T-R68MS5	0.68	8.0	9.6	11.0	9.9	11.2	9.6
VCUW053T-1R0MS5	1.0	10.0	11.5	10.2	9.2	10.8	9.3
VCUW053T-1R5MS5	1.5	13.0	15.6	8.9	8.0	9.0	7.7
VCUW053T-2R2MS5	2.2	20.0	23.0	7.1	6.4	7.5	6.4
VCUW053T-3R3MS5	3.3	33.0	38.0	5.5	5.0	6.6	5.6
VCUW053T-4R7MS5	4.7	51.0	59.0	4.4	3.9	6.2	5.3



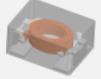
Part Number	L0 Inductance (uH)	DCR (mOhm)		Heat rating current, Idc (A)		Saturation current, Isat (A)	
		Typical	Max	Typical	Max	Typical	Max
VCUW053T-6R8MS5	6.8	75.0	90.0	3.6	3.2	5.3	4.6
VCUW053T-100MS5	10.0	95.8	115.0	3.2	2.9	3.3	2.8
VCUW053T-150MS5	15.0	139.5	158.0	2.7	2.4	2.4	2.1
VCUW053T-220MS5	22.0	195.0	232.0	2.2	2.0	2.2	1.9

VCHA054T (5.4*5.2*3.8 mm) (Automotive-Grade)



Part Number	L0 Inductance (uH)	DCR (mOhm)		Heat rating current, Idc (A)		Saturation current, Isat (A)	
		Typical	Max	Typical	Max	Typical	Max
VCHA054T-2R2MS6	2.2	21.8	24.0	6.9	6.2	10.9	9.3
VCHA054T-3R3MS6	3.3	26.8	29.5	6.5	5.1	8.8	7.5
VCHA054T-4R7MS6	4.7	35.9	39.5	5.0	4.5	7.8	6.7
VCHA054T-6R8MS6	6.8	48.0	57.6	4.3	3.9	6.3	5.4
VCHA054T-100MS6	10.0	84.0	92.4	3.2	2.9	5.0	4.3
VCHA054T-150MS6	15.0	100.0	120.0	2.8	2.5	3.5	3.0
VCHA054T-220MS6	22.0	158.0	174.0	2.4	2.2	3.4	2.9


VCHW054T (5.4*5.2*3.8 mm) (Automotive-Grade)




Part Number	L0 Inductance (uH)	DCR (mOhm)		Heat rating current, Idc (A)		Saturation current, Isat (A)	
		Typical	Max	Typical	Max	Typical	Max
VCHW054T-R47MS5	0.47	4.20	5.04	14.5	13.1	14.2	12.2

6*6 SERIES


HBLE061T (6.4*6.4*1.0mm)

 Part Number	L0 Inductance (uH)	DCR (mOhm)		Heat rating current, I _{dc} (A)		Saturation current, I _{sat} (A)	
		Typical	Max	Typical	Max	Typical	Max
HBLE061T-2R2MS	2.2	85	102	3.2	2.8	4.8	4.3
HBLE061T-4R7MS	4.7	144	172	2.2	2.0	2.8	2.5
HBLE061T-6R8MS	6.8	164	197	2.0	1.8	2.5	2.0
HBLE061T-100MS	10.0	259	310	1.6	1.4	2.1	1.9


HBLE061B (6.4*6.4*1.2mm)

 Part Number	L0 Inductance (uH)	DCR (mOhm)		Heat rating current, I _{dc} (A)		Saturation current, I _{sat} (A)	
		Typical	Max	Typical	Max	Typical	Max
HBLE061B-1R5MS	1.5	29	35	6.8	6.0	6.8	5.7
HBLE061B-2R2MS	2.2	47	59	6.0	5.0	4.1	3.7
HBLE061B-4R7MS	4.7	86	103	3.2	2.8	3.6	3.2
HBLE061B-100MS	10.0	192	230	2.1	1.9	3.0	2.7

HBLE061E (6.4*6.4*1.5mm)


 Part Number	L0 Inductance (uH)	DCR (mOhm)		Heat rating current, I _{dc} (A)		Saturation current, I _{sat} (A)	
		Typical	Max	Typical	Max	Typical	Max
HBLE061E-2R2MS	2.2	37	45	6.5	5.5	5.0	4.5
HBLE061E-4R7MS	4.7	58	70	4.8	4.2	4.1	3.7
HBLE061E-6R8MS	6.8	86	104	3.1	2.8	3.6	3.2
HBLE061E-100MS	10.0	114	137	2.7	2.4	3.3	2.9

SDES064T (6.0*6.0*4.0mm)


 Part Number	L0 Inductance (uH)	DCR (mOhm)		Heat rating current, I _{dc} (A)		Saturation current, I _{sat} (A)	
		Typical	Max	Typical	Max	Typical	Max
SDES064T-1R5MS	1.5	10.0	13.0	6.60	5.90	7.80	7.00
SDES064T-2R2MS	2.2	14.0	17.0	6.30	5.70	7.30	6.40
SDES064T-3R3MS	3.3	19.0	24.0	5.10	4.60	5.50	5.00
SDES064T-4R7MS	4.7	22.0	26.0	4.75	4.25	5.00	4.50
SDES064T-6R8MS	6.8	31.0	39.0	4.20	3.60	4.10	3.70

SDES064T-8R2MS	8.2	38.0	47.0	3.40	3.12	3.50	3.15
SDES064T-100MS	10.0	39.0	49.0	3.40	3.10	3.40	3.10
SDES064T-150MS	15.0	69.0	87.0	2.50	2.30	2.60	2.34
SDES064T-220MS	22.0	95.0	120.0	2.20	2.00	2.20	2.00
SDES064T-330MS	33.0	136.0	171.0	2.00	1.80	1.70	1.50
SDES064T-470MS	47.0	193.0	232.0	1.60	1.45	1.40	1.20
SDES064T-560MS	56.0	245.0	306.0	1.40	1.20	1.30	1.15
SDES064T-680MS	68.0	285.0	360.0	1.20	1.10	1.20	1.10
SDES064T-101MS	100.0	420.0	530.0	1.05	0.95	1.00	0.95
SDES064T-121MS	120.0	480.0	540.0	0.90	0.81	0.92	0.82
SDES064T-221MS	220.0	830.0	1,040	0.64	0.58	0.71	0.64
SDES064T-331MS	330.0	1,265.0	1,575.0	0.58	0.52	0.58	0.52

SDES064E (6.0*6.0*4.5mm)


 Part Number	L0 Inductance (uH)	DCR (mOhm)		Heat rating current, Idc (A)		Saturation current, Isat (A)	
		Typical	Max	Typical	Max	Typical	Max
SDES064E-R47MS	0.47	6.0	8.0	7.05	6.55	16.70	15.2
SDES064E-1R0MS	1.0	11.0	14.0	6.20	5.20	11.0	9.87
SDES064E-1R5MS	1.5	12.0	15.6	5.60	5.00	9.70	8.80
SDES064E-2R2MS	2.2	14.0	17.5	5.20	4.70	7.40	6.75
SDES064E-3R3MS	3.3	21.0	26.0	5.00	4.30	6.20	5.90
SDES064E-4R7MS	4.7	25.0	33.0	4.60	4.20	5.50	4.97
SDES064E-6R8MS	6.8	31.0	37.5	3.60	3.25	4.30	3.90
SDES064E-100MS	10.0	38.0	47.0	3.50	3.15	3.50	3.20
SDES064E-150MS	15.0	69.0	87.0	2.60	2.40	2.75	2.50
SDES064E-220MS	22.0	87.0	105.0	2.15	1.90	2.20	2.05
SDES064E-330MS	33.0	133.0	160.0	1.70	1.53	1.80	1.65
SDES064E-101MS	100.0	408.0	510.0	1.05	0.95	1.05	0.95

CMLE061E (6.724*7.241*1.5mm)


 Part Number	L0 Inductance (uH)	DCR (mOhm)		Heat rating current, Idc (A)		Saturation current, Isat (A)	
		Typical	Max	Typical	Max	Typical	Max
CMLE061E-R12MS	0.12	3.0	3.65	19.0	17.0	29.0	25.0
CMLE061E-R15MS	0.15	3.5	4.1	18.0	16.0	25.0	22.0
CMLE061E-R33MS	0.33	5.6	6.50	13.5	12.0	21.0	19.0

CMLE061E-R47MS	0.47	7.2	8.50	13.0	11.0	18.0	15.5
CMLE061E-R56MS	0.56	9.5	11.0	10.0	9.0	15.0	14.0
CMLE061E-1R0MS	1.0	18.5	21.0	8.2	7.6	12.0	10.0
CMLE061E-1R2MS	1.2	21.0	25.0	7.5	7.0	10.5	8.5
CMLE061E-1R5MS	1.5	25.0	28.0	7.2	6.7	8.5	7.7
CMLE061E-2R2MS	2.2	35.0	42.0	6.0	5.1	7.2	6.1
CMLE061E-3R3MS	3.3	54.0	63.0	3.8	3.3	6.0	5.2
CMLE061E-4R7MS	4.7	75.0	84.0	3.5	3.0	5.0	4.5
CMLE061E-6R8MS	6.8	110.0	130.0	3.0	2.5	4.5	4.0
CMLE061E-100MS	10.0	165.0	175.0	2.2	2.0	3.5	3.0

CMLB061H (6.8*7.4*1.8mm)


 Part Number	L0 Inductance (uH)	DCR (mOhm)		Heat rating current, Idc (A)		Saturation current, Isat (A)	
		Typical	Max	Typical	Max	Typical	Max
CMLB061H-R22MS	0.22	4.30	4.90	18.0	16.0	29.0	25.0
CMLB061H-R33MS	0.33	5.50	6.70	16.0	14.0	21.0	17.0
CMLB061H-R47MS	0.47	7.10	8.20	12.5	11.5	19.0	16.0
CMLB061H-R68MS	0.68	9.06	10.40	9.5	8.5	13.0	11.0
CMLB061H-1R5MS	1.50	20.0	26.0	6.5	6.0	10.0	8.5
CMLB061H-2R2MS	2.20	25.0	28.5	6.0	5.5	7.3	6.5
CMLB061H-4R7MS	4.70	58.0	66.0	3.9	3.5	5.5	5.0
CMLB061H-6R8MS	6.80	98.0	109.0	2.90	2.65	3.9	3.5
CMLB061H-100MS	10.0	138.0	153.0	2.5	2.3	2.4	2.0

CMLE063T (6.8*7.3*3.0mm)

 Part Number	L0 Inductance (uH)	DCR (mOhm)		Heat rating current, Idc (A)		Saturation current, Isat (A)	
		Typical	Max	Typical	Max	Typical	Max
CMLE063T-R10MSQ	0.10	0.60	0.70	45.0	41.0	60.0	55.0
CMLE063T-R12MSQ	0.12	0.62	0.72	41.5	37.5	48.0	42.5
CMLE063T-R15MSQ	0.15	0.85	0.96	38.0	35.0	45.0	41.0
CMLE063T-R22MS	0.22	1.15	1.30	37.0	32.0	38.0	32.0
CMLE063T-R36MS	0.36	2.30	2.55	25.0	23.0	31.0	28.0
CMLE063T-R47MS	0.47	2.90	3.30	23.0	20.0	25.0	23.0
CMLE063T-R68MS	0.68	4.60	5.20	16.5	15.5	18.5	17.0
CMLE063T-R82MS	0.82	4.70	5.40	16.2	15.0	18.0	15.6


CMLE063T-1R0MS	1.0	5.60	6.50	16.0	14.4	17.0	15.0
CMLE063T-1R5MS	1.5	7.50	8.90	12.0	11.0	15.0	14.0
CMLE063T-2R2MS	2.2	11.00	12.80	10.0	9.0	14.0	12.0
CMLE063T-3R3MS	3.3	18.50	21.00	8.0	7.0	11.0	10.0
CMLE063T-4R7MS	4.7	23.60	26.00	6.7	6.0	8.0	7.0
CMLE063T-6R8MS	6.8	41.00	48.00	5.5	5.0	7.0	6.1
CMLE063T-8R2MS	8.2	52.00	60.00	5.1	4.6	6.6	5.7
CMLE063T-100MS	10.0	59.00	66.00	4.2	3.8	6.2	5.5
CMLE063T-220MS	22.0	148.00	170.00	2.8	2.3	3.2	2.7
CMLE063T-R12MS0R657	0.12	0.65 ± 7%		41.5	37.5	48.0	42.5
CMLE063T-R15MS0R905	0.15	0.90 ± 5%		38.0	35.0	45.0	41.0
CMLE063T-R15MS0R907	0.15	0.90 ± 7%		38.0	35.0	45.0	41.0
CMLE063T-R15MS0R987	0.15	0.98 ± 7%		35.0	30.0	42.0	35.0
CMLE063T-R22MSQ1R167	0.22	1.60 ± 7%		37.0	32.0	38.0	32.0
CMLE063T-R24MS1R197	0.24	1.19 ± 7%		35.0	31.0	38.0	32.0

CMLB063T (6.8*7.3*3.0mm)


 Part Number	L0 Inductance (uH)	DCR (mOhm)		Heat rating current, I _{dc} (A)		Saturation current, I _{sat} (A)	
		Typical	Max	Typical	Max	Typical	Max
CMLB063T-R10MS	0.10	0.81	0.99	40.0	35.0	60.2	48.0
CMLB063T-R15MS	0.15	1.8	2.4	30.0	25.0	41.0	35.0
CMLB063T-R20MS	0.20	2.2	3.0	26.0	22.0	38.0	33.0
CMLB063T-R22MS	0.22	2.3	3.0	25.0	21.0	35.0	32.0
CMLB063T-R33MS	0.33	2.7	3.3	22.0	20.0	26.0	22.0
CMLB063T-R36MS	0.36	3.2	3.8	20.0	18.0	24.5	22.0
CMLB063T-R47MS	0.47	3.48	4.1	18.0	16.0	21.0	17.8
CMLB063T-R56MS	0.56	3.88	4.5	16.5	15.0	20.0	16.0
CMLB063T-R68MS	0.68	4.75	5.3	16.0	14.5	19.0	15.0
CMLB063T-R82MS	0.82	5.38	6.0	14.0	13.0	17.0	14.0
CMLB063T-1R0MS	1.0	6.6	7.25	13.0	11.2	16.5	13.5
CMLB063T-1R2MS	1.2	7.7	8.6	11.7	10.1	14.5	12.5
CMLB063T-1R5MS	1.5	9.1	10.5	11.0	9.5	14.2	12.0
CMLB063T-2R2MS	2.2	13.4	15.0	8.5	8.0	12.5	10.5
CMLB063T-3R3MS	3.3	17.9	22.0	7.2	6.2	9.6	8.5
CMLB063T-4R7MS	4.7	27.9	33.0	6.0	5.5	6.55	5.5
CMLB063T-5R6MS	5.6	39.0	42.0	5.7	5.0	6.35	5.05

CMLB063T-6R8MS	6.8	42.0	48.0	4.7	4.2	6.3	5.0
CMLB063T-8R2MS	8.2	53.9	60.0	4.5	3.8	6.05	4.92
CMLB063T-100MS	10.0	60.0	68.0	4.0	3.5	5.6	4.9
CMLB063T-150MS	15.0	132.5	150.0	2.7	2.4	3.8	3.3
CMLB063T-220MS	22.0	179.5	200.0	2.3	2.0	3.1	2.5
CMLB063T-330MS	33.0	274.0	284.0	2.1	1.8	2.3	2.0

CMLS063T_(6.8*7.3*3.0mm)


 Part Number	L0 Inductance (uH)	DCR (mOhm)		Heat rating current, I _{dc} (A)		Saturation current, I _{sat} (A)	
		Typical	Max	Typical	Max	Typical	Max
CMLS063T-R10MS	0.10	0.8	1.0	33.0	28.0	70.0	60.0
CMLS063T-R15MS	0.15	1.9	2.3	27.0	24.0	61.0	53.0
CMLS063T-R20MS	0.20	2.4	2.7	26.0	23.0	48.0	42.0
CMLS063T-R22MS	0.22	2.4	2.7	26.0	23.0	46.0	41.0
CMLS063T-R33MS	0.33	3.30	3.80	23.0	20.0	40.0	34.0
CMLS063T-R47MS	0.47	3.81	4.1	18.0	16.5	30.0	26.0
CMLS063T-R68MS	0.68	4.7	5.4	16.0	14.0	26.0	21.0
CMLS063T-R82MS	0.82	6.4	7.5	14.0	13.0	24.0	20.0
CMLS063T-1R0MS	1.0	8.9	10.0	12.0	10.0	23.0	19.0
CMLS063T-1R5MS	1.5	12.0	14.0	9.0	8.0	21.0	18.5
CMLS063T-2R2MS	2.2	15.6	18.0	8.5	7.7	16.0	14.0
CMLS063T-3R3MS	3.3	26.0	29.0	7.5	6.5	14.0	12.0
CMLS063T-4R7MS	4.7	36.5	40.0	5.5	5.0	11.0	10.0
CMLS063T-6R8MS	6.8	53.5	60.0	4.5	4.0	8.5	7.5
CMLS063T-100MS	10.0	90.0	105.0	3.2	2.8	7.3	6.3

CMLE064T (6.8*7.6*5.0mm)


 Part Number	L0 Inductance (uH)	DCR (mOhm)		Heat rating current, I _{dc} (A)		Saturation current, I _{sat} (A)	
		Typical	Max	Typical	Max	Typical	Max
CMLE064T-R15MS0R667	0.15	0.66 ± 7%		40.0	37.0	50.0	46.0
CMLE064T-R15MS0R675	0.15	0.67 ± 5%		40.0	37.0	50.0	46.0
CMLE064T-R15MS0R725	0.15	0.72 ± 5%		39.0	36.0	54.0	47.0
CMLE064T-R22MS0R987	0.22	0.98 ± 7%		38.0	34.0	35.5	28.5
CMLE064T-R24MS1R007	0.24	1.00 ± 7%		36.0	32.0	35.5	28.5

CMLE064T-R36MS1R407	0.36	1.40 ± 7%	30.0	25.0	26.0	23.0
CMLE064T-R42MS1R557	0.42	1.55 ± 7%	24.0	21.0	23.0	19.0


CMLB065T (6.8*7.3*5.0mm)

 Part Number	L0 Inductance (uH)	DCR (mOhm)		Heat rating current, Idc (A)		Saturation current, Isat (A)	
		Typical	Max	Typical	Max	Typical	Max
CMLB065T-R47MS	0.47	3.21	3.70	20.2	18.0	24.0	20.0
CMLB065T-1R0MS	1.0	5.5	6.4	13.2	12.5	16.8	14.5
CMLB065T-1R5MS	1.5	6.0	7.5	12.3	11.2	12.7	11.0
CMLB065T-2R2MS	2.2	10.2	11.8	11.0	9.9	12.1	10.0
CMLB065T-3R3MS	3.3	16.5	18.5	9.0	8.5	9.0	8.1
CMLB065T-4R7MS	4.7	21.0	24.0	6.7	6.0	8.0	7.0
CMLB065T-6R8MS	6.8	36.0	40.0	5.5	5.0	7.3	6.5
CMLB065T-100MS	10.0	47.1	54.0	4.7	4.3	5.3	4.7


HCUVD6595 (6.5x6.5x9.5mm)

 Part Number	L (nH) ± 10%	Li (nH) TYP	DCR (mΩ) ± 15%	Isat (A)			Ir (A)
				25°C	100°C	125°C	
HCUVD6595-201	200	160	0.85	66	52	49	28
HCUVD6595-301	300	240	0.85	45	36	34	28
HCUVD6595-401	400	320	0.85	30	24	22	28
HCUVD6595-471	470	376	0.85	25	20	19	28
HCUVD6595-601	600	480	0.85	20	16	15	28
HCUVD6595-801	800	640	0.85	15	12	11	28
HCUVD6595-102	1000	800	0.85	12	10	9	28


HCME606090F (6.0x6.0x9.0mm)

 Part Number	L (nH) ± 10%	Li (nH) MIN	DCR (mΩ) ± 15%	Isat (A)			Ir (A)
				25°C	100°C	125°C	
HCME606090F-101	100	72	0.25	70	60	56	50
HCME606090F-121	120	86	0.25	58	50	46	50
HCME606090F-151	150	108	0.25	45	38	36	50


HCME656510F (6.5x6.5x10.0mm)

 Part Number	L (nH) ± 10%	Li (nH) MIN	DCR (mΩ) ± 15%	Isat (A)			Ir (A)
				25°C	100°C	125°C	
HCME656510F-101	100	80	0.17	80	70	64	70
HCME656510F-121	120	96	0.17	69	60	55	70
HCME656510F-151	150	120	0.17	52	46	42	70
HCME656510F-221	220	176	0.17	33	30	26	70

VCMT063T (6.0*7.3*3.0mm) (Automotive-Grade)


 Part Number	L0 Inductance (uH)	DCR (mOhm)		Heat rating current, Idc (A)		Saturation current, Isat (A)	
		Typical	Max	Typical	Max	Typical	Max
VCMT063T-R47MN5TM	0.47	3.85	4.62	17.0	15.3	16.3	14.0
VCMT063T-R68MN5TM	0.68	4.5	5.3	16.5	14.1	13.0	11.0
VCMT063T-1R0MN5TM	1.0	6.5	7.8	13.0	11.7	13.0	11.1
VCMT063T-1R5MN5TM	1.5	10.9	12.5	10.6	9.5	11.6	9.9
VCMT063T-2R2MN5TM	2.2	15.0	16.5	9.0	8.1	8.0	6.9
VCMT063T-3R3MN5TM	3.3	22.5	26.0	7.5	6.8	8.3	7.1
VCMT063T-4R7MN5TM	4.7	31.5	33.4	6.0	5.4	6.0	5.1
VCMT063T-6R8MN5TM	6.8	41.5	46.8	5.5	5.0	4.5	3.9
VCMT063T-100MN5TM	10.0	61.0	70.5	4.0	3.6	3.5	3.0
VCMT063T-150MN5TM	15.0	96.0	110.0	3.2	2.9	2.8	2.4
VCMT063T-220MN5TM	22.0	163.0	174.0	2.8	2.5	2.4	2.1

VCMV063T (6.95*6.6*2.8mm) (Automotive-Grade)


 Part Number	L0 Inductance (uH)	DCR (mOhm)		Heat rating current, Idc (A)		Saturation current, Isat (A)	
		Typical	Max	Typical	Max	Typical	Max
VCMV063T-R15MN2T	0.15	1.7	2.0	33.0	29.7	52.0	45.0
VCMV063T-R68MN2T	0.68	4.5	5.4	20.4	18.4	22.0	18.9
VCMV063T-1R0MN2T	1.0	9.2	11.0	11.6	10.4	22.0	18.9
VCMV063T-2R2MN2T	2.2	16.6	19.9	8.7	7.8	14.0	12.0
VCMV063T-4R7MN2T	4.7	37.0	44.0	5.8	5.2	10.5	9.0
VCMV063T-8R2MN2T	8.2	62.0	74.4	4.5	4.1	6.7	5.7
VCMV063T-100MN2T	10.0	81.0	97.2	3.9	3.5	6.3	5.4


VCMV063T-150MN2T	15.0	116.0	139.2	3.3	3.0	4.5	3.9
VCMV063T-1R0MN2TM	1.0	9.2	11.0	11.6	10.4	22.0	18.9
VCMV063T-2R2MN2TM	2.2	16.6	19.9	8.7	7.8	14.0	12.0
VCMV063T-4R7MN2TM	4.7	37.0	44.0	5.8	5.2	10.5	9.0
VCMV063T-100MN2TM	10.0	81.0	97.2	3.9	3.5	6.3	5.4
VCMV063T-150MN2TM	15.0	116.0	139.2	3.3	3.0	4.5	3.9

VCUW064E MS5 (6.95 x 6.6 x 4.3mm) (Automotive-Grade)

 Part Number	L0 Inductance (uH)	DCR (mOhm)		Heat rating current, I _{dc} (A)		Saturation current, I _{sat} (A)	
		Typical	Max	Typical	Max	Typical	Max
VCUW064E-R22MS5	0.22	2.0	2.4	22.2	20.0	57.2	49.0
VCUW064E-R47MS5	0.47	3.0	3.6	18.1	16.3	25.0	21.0
VCUW064E-1R0MS5	1.0	5.2	6.2	13.3	12.0	23.9	16.5
VCUW064E-1R5MS5	1.5	6.7	8.1	11.6	10.4	19.7	15.0
VCUW064E-2R2MS5	2.2	9.5	11.4	9.8	8.8	19.4	14.0
VCUW064E-3R3MS5	3.3	15.7	18.8	7.6	6.8	17.7	13.5
VCUW064E-4R7MS5	4.7	20.2	24.2	6.7	6.1	14.8	11.2
VCUW064E-6R8MS5	6.8	33.0	39.6	5.2	4.7	12.1	10.1
VCUW064E-8R2MS5	8.2	40.0	48.0	5.0	4.5	10.2	8.8
VCUW064E-100MS5	10.0	47.9	57.5	4.3	3.9	9.6	8.2
VCUW064E-150MS5	15.0	66.0	79.2	3.7	3.4	6.2	5.3
VCUW064E-220MS5	22.0	86.7	104.0	3.2	2.9	5.2	4.1
VCUW064E-330MS5	33.0	121.0	145.2	2.7	2.4	4.4	3.5
VCUW064E-470MS5	47.0	203.0	240.0	2.3	2.1	4.2	3.3
VCUW064E-680MS5	68.0	312.0	374.0	1.8	1.6	3.9	3.0
VCUW064E-101MS5	100.0	413.0	496.0	1.50	1.35	2.4	2.1


VCGA064G (6.0 x 6.0 x 4.5mm) (Automotive-Grade)

 Part Number	L0 Inductance (uH)	DCR (mOhm)		Heat rating current, I _{dc} (A)		Saturation current, I _{sat} (A)	
		Typical	Max	Typical	Max	Typical	Max
VCGA064G-1R0MS5	1.0	9.0	10.8	7.80	6.63	14.4	12.0
VCGA064G-2R2MS5	2.2	18.0	21.6	5.53	5.05	10.0	8.6
VCGA064G-4R7MS5	4.7	35.0	42.0	3.95	3.36	7.0	5.8
VCGA064G-100MS5	10.0	57.0	68.4	3.40	2.89	4.7	4.0


 Part Number	L0 Inductance (uH)	DCR (mOhm)		Heat rating current, Idc (A)		Saturation current, Isat (A)	
		Typical	Max	Typical	Max	Typical	Max
VCGA064G-220MS5	22.0	143.0	171.6	2.20	1.87	3.4	2.9
VCGA064G-101MS5	100.0	540.0	648.0	1.10	1.00	1.4	1.2

7*7 SERIES


HMS0864B (7.6x7.4x6.4mm)

 Part Number	L (uH)	DCR (mΩ) ± 8%	Isat (A)	Ir (A)	D (mm)
HMS0864B-R82	0.82	2.3	21.0	19.0	1.2
HMS0864B-1R0	1.0	2.3	18.5	19.0	1.2
HMS0864B-1R5	1.5	<2.8	12.0	19.0	1.2
HMS0864B-2R2	2.2	7.6	12.0	9.5	0.9
HMS0864B-3R3L	3.3	<5.0	10.5	13.6	0.9
HMS0864B-4R7	4.7	17.0	9.3	6.7	0.8
HMS0864B-6R8	6.8	20.0	7.8	5.8	0.8

HCME0711F-L (7.0x6.7x11.0mm)

 Part Number	L (nH) ± 15%	Li (nH) MIN	DCR (mΩ) ± 10%	Isat (A)			Ir (A)
				25°C	100°C	125°C	
HCME0711F-700L	70	45	0.145	134	114	107	76
HCME0711F-101L	100	64	0.145	93	79	74	76
HCME0711F-121L	120	77	0.145	76	65	61	76
HCME0711F-151L	150	96	0.145	60	51	48	76
HCME0711F-221L	220	141	0.145	40	34	32	76
HCME0711F-331L	330	211	0.145	26	22	21	76
HCME0711F-471L	470	301	0.145	17	14	13	76

HCUVE768012F (7.6x8.2x12.0mm)


 Part Number	L (nH) ± 10%	Li (nH) TYP	DCR (mΩ) ± 10%	Isat (A)			Ir (A)
				25°C	100°C	125°C	
HCUVE768012F-900	90	72	0.155	137	116	110	60
HCUVE768012F-101	100	80	0.155	124	105	99	60

HCUVE768012F-111	110	88	0.155	112	95	90	60
HCUVE768012F-121	120	96	0.155	103	87	82	60
HCUVE768012F-131	130	104	0.155	95	81	76	60


VCHA075D (7.7*7.2*5.4mm) (Automotive-Grade)

 Part Number	L0 Inductance (uH)		DCR (mOhm)		Heat rating current, I _{dc} (A)		Saturation current, I _{sat} (A)	
	Typical	Max	Typical	Max	Typical	Max	Typical	Max
VCHA075D-1R5MS6	1.5	6.1	7.3	11.4	10.3	16.3	14.0	
VCHA075D-2R2MS6	2.2	9.5	11.4	9.7	8.7	14.8	12.7	
VCHA075D-3R3MS6	3.3	14.0	15.4	8.0	7.2	13.5	11.6	
VCHA075D-4R7MS6	4.7	19.0	20.9	7.0	6.3	13.1	11.2	
VCHA075D-5R6MS6	5.6	21.5	24.0	6.5	5.9	10.6	9.1	
VCHA075D-6R8MS6	6.8	24.2	26.6	6.1	5.5	10.2	8.7	
VCHA075D-8R2MS6	8.2	29.0	31.9	5.6	5.0	9.0	7.7	
VCHA075D-100MS6	10.0	34.5	38.0	5.2	4.7	8.0	6.9	
VCHA075D-150MS6	15.0	60.0	66.0	3.8	3.4	6.9	5.9	
VCHA075D-220MS6	22.0	85.0	93.5	3.3	3.0	6.3	5.4	
VCHA075D-330MS6	33.0	116.0	127.6	3.2	2.8	4.9	4.2	
VCHA075D-470MS6	47.0	156.0	171.6	2.4	2.2	4.1	3.5	
VCHA075D-560MS6	56.0	182.0	209.3	2.2	2.0	3.3	2.8	
VCHA075D-680MS6	68.0	222.0	255.0	2.0	1.8	2.8	2.4	

VCUW075D (7.7*7.2*5.4mm) (Automotive-Grade)


 Part Number	L0 Inductance (uH)		DCR (mOhm)		Heat rating current, I _{dc} (A)		Saturation current, I _{sat} (A)	
	Typical	Max	Typical	Max	Typical	Max	Typical	Max
VCUW075D-101MS6	100.0	313.0	348.0	2.0	1.8	2.6	2.2	

VCSC076T (7.7*7.2*6.0mm) (Automotive-Grade)


 Part Number	L0 Inductance (uH)		DCR (mOhm)		Heat rating current, I _{dc} (A)		Saturation current, I _{sat} (A)	
	Typical	Max	Typical	Max	Typical	Max	Typical	Max
VCSC076T-100MS6K	10.0	64.8	77.8	3.3	3.0	7.5	6.4	
VCSC076T-150MS6K	15.0	87.3	105.0	2.8	2.5	5.1	4.3	
VCSC076T-220MS6K	22.0	115.0	138.0	2.50	2.25	4.3	3.7	

8*8 SERIES


HCUVD8095 (8.0x8.0x9.5mm)

 Part Number	L (nH) ± 10%	Li (nH) TYP	DCR (mΩ) ± 15%	Isat (A)			Ir (A)
				25°C	100°C	125°C	
HCUVD8095-301	300	240	0.8	67	54	50	28
HCUVD8095-401	400	320	0.8	50	40	37	28
HCUVD8095-471	470	376	0.8	41	33	31	28
HCUVD8095-601	600	480	0.8	32	26	24	28
HCUVD8095-801	800	640	0.8	24	19	18	28
HCUVD8095-102	1000	800	0.8	19	15	14	28


HCUVE806480 (8.0x6.4x8.0mm)

 Part Number	L (nH) ± 10%	Li (nH) TYP	DCR (mΩ) ± 15%	Isat (A)			Ir (A)
				25°C	100°C	125°C	
HCUVE806480-121	120	86	0.18 ± 5%	75	61	56	61
HCUVE806480-151	150	108	0.18 ± 5%	59	48	44	61


HCUVE806412 (8.0x6.4x12.0mm)

 Part Number	L (nH) ± 10%	Li (nH) TYP	DCR (mΩ) ± 15%	Isat (A)			Ir (A)
				25°C	100°C	125°C	
HCUVE806412-121	120	86	0.18 ± 10%	100	80	75	61
HCUVE806412-151	150	108	0.18 ± 10%	81	65	61	61

VCHA084T (9.0*8.3*3.8) (Automotive-Grade)


 Part Number	L0 Inductance (uH)	DCR (mOhm)		Heat rating current, Idc (A)		Saturation current, Isat (A)	
		Typical	Max	Typical	Max	Typical	Max
VCHA084T-70NMS6	0.07	0.45	0.55	79.0	71.0	80.0	70.0

VCHA085D (8.7*8.2*5.4mm) (Automotive-Grade)

 Part Number	L0 Inductance (uH)	DCR (mOhm)		Heat rating current, Idc (A)		Saturation current, Isat (A)	
		Typical	Max	Typical	Max	Typical	Max


VCHA085D-1R0MS6	1.0	4.0	4.8	18.0	16.2	22.0	18.9
VCHA085D-2R2MS6	2.2	6.0	7.2	15.0	13.5	16.7	14.3
VCHA085D-3R3MS6	3.3	9.8	11.8	14.0	12.6	16.3	14.0
VCHA085D-4R7MS6	4.7	13.0	15.6	9.2	8.3	16.0	13.7
VCHA085D-100MS6	10.0	32.0	36.0	5.8	5.2	14.0 N	12.0
VCHA085D-150MS6	15.0	44.0	52.8	5.2	4.7	7.8	6.7
VCHA085D-220MS6	22.0	56.0	67.0	4.5	4.1	7.2	6.2
VCHA085D-470MS6	47.0	122.0	135.0	2.9	2.6	5.6	4.8

VCHW084T (8.7*8.1*3.8mm) (Automotive-Grade)


 Part Number	L0 Inductance (uH)	DCR (mOhm)		Heat rating current, I _{dc} (A)		Saturation current, I _{sat} (A)	
		Typical	Max	Typical	Max	Typical	Max
VCHW084T-R10MS5	0.10	0.50	0.60	61.4	55.2	64.0	55.0
VCHW084T-R22MS5	0.22	0.58	0.69	55.0	50.0	58.0	50.0
VCHW084T-R33MS5	0.33	1.0	1.2	41.0	37.0	40.0	35.0

9*9 SERIES


HCME0995 (9.3x5.0x9.5~9.65mm)

 Part Number	L (nH) ± 15%	Li (nH) MIN	DCR (mΩ) ± 10%	Isat (A)			Ir (A)
				25°C	100°C	125°C	
HCME0995-101	100	70	0.125	90	73	67	63
HCME0995-151	150	105	0.125	61	49	45	63
HCME0995-331	330	231	0.125	23	19	17	63


HCB106480N (9.6x6.4x8.0mm)


 Part Number	L (nH)	Li (nH) MIN	DCR (mΩ)	Isat (A)			Ir (A)
				25°C	100°C	125°C	
HCB106480N-101	100	72.0	0.29 ± 5%	95	77	71	51
HCB106480N-121	120	86.4	0.29 ± 5%	81	66	61	51
HCB106480N-151	150	108	0.29 ± 5%	66	54	49	51
HCB106480N-181	180	129	0.29 ± 5%	54	44	40	51
HCB106480N-221	220	158	0.29 ± 5%	45	37	34	51
HCB106480N-331	330	238	0.29 ± 5%	29	24	22	51

HCBS9610F (9.6x6.4x10.0mm)


 Part Number	L (nH)	Li (nH) MIN	DCR (mΩ) ± 10%	Isat (A)			Ir (A)
				25°C	100°C	125°C	
HCBS9610F-700	70	50.4	0.145	124	115	108	78
HCBS9610F-101	100	72.0	0.145	95	82	76	78
HCBS9610F-121	120	86.4	0.145	78	67	62	78
HCBS9610F-221	220	158.4	0.145	38	34	30	78


HCUVE966490 (9.6x6.4x9.0mm)

 Part Number	L (nH) ± 10%	Li (nH) MIN	DCR (mΩ) ± 5%	Isat (A)			Ir (A)
				25°C	100°C	125°C	
HCUVE966490-900	90	65	0.17 ± 5%	142	114	107	66
HCUVE966490-101	100	72	0.17 ± 5%	120	97	90	66
HCUVE966490-121	120	86	0.17 ± 5%	100	80	75	66
HCUVE966490-151	150	108	0.17 ± 5%	80	64	60	66


 Part Number	L (nH) ± 10%	Li (nH) MIN	DCR (mΩ) ± 5%	Isat (A)			Ir (A)
				25°C	100°C	125°C	
HCUVE966490-171	170	122	0.17 ± 5%	69	55	52	66
HCUVE966490-181	180	130	0.17 ± 5%	64	51	48	66
HCUVE966490-211	210	151	0.17 ± 5%	50	40	37.5	66
HCUVE966490-221	220	158	0.17 ± 5%	46	37	34	66
HCUVE966490-301	300	216	0.17 ± 5%	35	28	26	66
HCUVE966490-401	400	288	0.17 ± 5%	22	17.5	16	66
HCUVE966490-471	470	338	0.17 ± 5%	18	14.5	13	66
HCUVE966490F-900	90	65	0.17 ± 5%	134	114	107	66
HCUVE966490F-101	100	72	0.17 ± 5%	112	97	90	66
HCUVE966490F-121	120	86	0.17 ± 5%	94	80	75	66
HCUVE966490F-151	150	108	0.17 ± 5%	75	64	60	66
HCUVE966490F-171	170	122	0.17 ± 5%	65	55	52	66
HCUVE966490F-181	180	130	0.17 ± 5%	60	51	48	66
HCUVE966490F-211	210	151	0.17 ± 5%	47	40	37.5	66
HCUVE966490F-221	220	158	0.17 ± 5%	44	37	34	66
HCUVE966490F-301	300	216	0.17 ± 5%	33	28	26	66
HCUVE966490F-401	400	288	0.17 ± 5%	21	17.5	16	66
HCUVE966490F-471	470	338	0.17 ± 5%	17	14.5	13	66

HCUVE9610 (9.6x6.4x10.0mm)


 Part Number	L (nH)	Li (nH) MIN	DCR (mΩ) ± 10%	Isat (A)			Ir (A)
				25°C	100°C	125°C	
HCUVE9610-700	70	50	0.15 ± 10%	170	138	127	67
HCUVE9610-101	100	72	0.15 ± 10%	120	98	90	67
HCUVE9610-121	120	86	0.15 ± 10%	98	80	73	67
HCUVE9610-151	150	108	0.15 ± 10%	78	63	59	67
HCUVE9610-181	180	129	0.15 ± 10%	64	52	48	67
HCUVE9610-221	220	158	0.15 ± 10%	52	42	39	67
HCUVE9610-271	270	194	0.15 ± 10%	41	33	30	67
HCUVE9610-301	300	216	0.15 ± 10%	37	30	27	67
HCUVE9610-331	330	237	0.15 ± 10%	33	27	24	67
HCUVE9610F-700	70	50	0.15 ± 10%	162	138	127	67
HCUVE9610F-101	100	72	0.15 ± 10%	118	100	90	67

 Part Number	L (nH)	Li (nH) MIN	DCR (mΩ) ± 10%	Isat (A)			Ir (A)
				25°C	100°C	125°C	
HCUVE9610F-121	120	86	0.15 ± 10%	98	83	73	67
HCUVE9610F-151	150	108	0.15 ± 10%	76	65	59	67
HCUVE9610F-181	180	129	0.15 ± 10%	62	53	48	67
HCUVE9610F-221	220	158	0.15 ± 10%	49	42	39	67
HCUVE9610F-271	270	194	0.15 ± 10%	39	33	30	67
HCUVE9610F-301	300	216	0.15 ± 10%	35	30	27	67
HCUVE9610F-331	330	237	0.15 ± 10%	32	27	24	67


HCUVE966412 (9.6x6.4x12.2mm)

 Part Number	L (nH)	Li (nH) MIN	DCR (mΩ) ± 10%	Isat (A)		Ir (A)
				25°C	100°C	
HCUVE966412-121	120	86	0.175	126	101	65
HCUVE966412-151	150	108	0.175	101	81	65
HCUVE966412-181	180	130	0.175	81	66	65
HCUVE966412-211	210	151	0.175	70	56	65
HCUVE966412-221	220	158	0.175	65	52	65
HCUVE966412-251	250	180	0.175	58	46	65
HCUVE966412-271	270	194	0.175	53	42	65
HCUVE966412-301	300	216	0.175	46	37	65
HCUVE966412-401	400	288	0.175	34	27	65
HCUVE966412-471	470	338	0.175	29	23	65

TLM966411F (9.6x6.4x10.5mm)


 Part Number	L (nH)	Li (nH) MIN	DCR (mΩ) ± 10%		Isat (A)			Ir (A)	
			1-4	2-3	25°C	100°C	125°C	1-4	2-3
TLM966411F-101	100	64	0.125	0.33	98	83	78	75	47
TLM966411F-121	120	77	0.125	0.33	79	67	63	75	47
TLM966411F-151	150	96	0.125	0.33	62	53	49	75	47
TLM966411F-181	180	115	0.125	0.33	54	46	43	75	47

TLM966413F (9.6x6.4x13.2mm)


 Part Number	L (nH)	Li (nH) MIN	DCR (mΩ) ± 10%		Isat (A)			Ir (A)	
			1-4	2-3	25°C	100°C	125°C	1-4	2-3
TLM966413F-111	110	70	0.16	0.41	111	94	89	67	42
TLM966413F-121	120	77	0.16	0.41	102	87	82	67	42
TLM966413F-151	150	96	0.16	0.41	81	69	65	67	42

10*10 SERIES


CMLB104T (10.3*11.5*4.0mm)

 Part Number	LO Inductance (uH)	DCR (mOhm)		Heat rating current, I _{dc} (A)		Saturation current, I _{sat} (A)	
		Typical	Max	Typical	Max	Typical	Max
CMLB104T-R15MS	0.15	0.45	0.55	50.0	45.0	76.0	64.0
CMLB104T-R22MS	0.22	0.82	0.93	36.0	32.0	63.0	60.0
CMLB104T-R36MS	0.36	1.05	1.18	33.0	29.0	51.0	42.0
CMLB104T-R47MS	0.47	1.3	1.5	32.0	28.0	46.0	40.0
CMLB104T-R56MS	0.56	1.59	1.8	25.0	23.0	33.5	28.0
CMLB104T-1R0MS	1.0	2.85	3.3	19.0	17.0	29.0	26.0
CMLB104T-1R5MS	1.5	3.8	4.2	16.0	15.0	22.0	18.0
CMLB104T-2R2MS	2.2	6.0	7.0	12.0	11.0	20.0	16.0
CMLB104T-3R3MS	3.3	10.5	12.0	10.0	9.0	16.2	13.5
CMLB104T-4R7MS	4.7	16.8	20.0	8.5	7.6	15.2	13.0
CMLB104T-6R8MS	6.8	22.0	24.5	7.8	6.5	12.0	9.5
CMLB104T-8R2MS	8.2	24.0	26.5	7.6	6.2	9.0	8.0
CMLB104T-100MS	10.0	27.0	30.0	7.5	5.8	8.6	7.2
CMLB104T-150MS	15.0	39.5	45.0	6.3	5.0	8.0	6.9
CMLB104T-220MS	22.0	59.0	66.0	5.0	4.0	6.2	5.4
CMLB104T-330MS	33.0	84.0	91.0	4.4	3.5	5.5	5.0
CMLB104T-470MS	47.0	129.0	143.0	3.3	2.8	4.0	3.7


CMLE104T (10.3*11.5*4.0mm)

 Part Number	LO Inductance (uH)	DCR (mOhm)		Heat rating current, I _{dc} (A)		Saturation current, I _{sat} (A)	
		Typical	Max	Typical	Max	Typical	Max
CMLE104T-R22MS0R607	0.22	0.6 ± 7%		50.0	45.0	72.0	66.0
CMLE104T-R36MS0R765	0.36	0.76 ± 5%		43.0	38.0	53.0	45.0
CMLE104T-R45MS1R007	0.45	1.0 ± 7%		35.0	32.0	48.0	43.0
CMLE104T-R56MS1R407	0.56	1.4 ± 7%		34.0	31.0	38.0	35.0
CMLE104T-R68MS1R607	0.68	1.6 ± 7%		31.0	28.0	34.0	31.0
CMLE104T-R88MS2R307	0.88	2.3 ± 7%		27.0	24.0	33.0	28.5
CMLE104T-1R0MS2R307	1.0	2.3 ± 7%		25.0	22.5	32.0	28.0


CMLS104T (10.3*11.5*4.0mm)

 Part Number	L0 Inductance (uH)	DCR (mOhm)		Heat rating current, Idc (A)		Saturation current, Isat (A)	
		Typical	Max	Typical	Max	Typical	Max
CMLS104T-R15MS	0.15	0.50	0.65	52.0	48.0	100.0	90.0
CMLS104T-R22MS	0.22	0.85	0.95	40.0	35.0	90.0	75.0
CMLS104T-R36MS	0.36	1.10	1.25	30.0	27.0	70.0	60.0
CMLS104T-R47MS	0.47	1.50	1.78	28.0	24.0	55.0	47.0
CMLS104T-R56MS	0.56	1.60	1.80	27.5	22.0	49.0	45.0
CMLS104T-R68MS	0.68	1.80	2.10	22.0	20.0	43.0	37.0
CMLS104T-1R0MS	1.0	2.70	3.20	20.0	18.0	41.0	36.0
CMLS104T-1R5MS	1.5	3.80	4.20	16.0	14.0	38.0	33.0
CMLS104T-2R2MS	2.2	6.40	7.00	12.5	11.0	27.0	23.0
CMLS104T-3R3MS	3.3	10.8	11.8	10.7	10.0	25.5	21.0
CMLS104T-4R7MS	4.7	14.0	16.3	10.0	9.0	19.0	17.0


HCFE107010 (10.0x7.0x10.0mm)

 Part Number	L (nH) ± 10%	Li (nH) MIN	DCR (mΩ) ± 10%	Isat (A)			Ir (A)
				25°C	100°C	125°C	
HCFE107010-121	120	86	0.17	114	93	85	66
HCFE107010-151	150	108	0.17	91	74	68	66
HCFE107010-181	180	130	0.17	72	58	54	66
HCFE107010-221	220	158	0.17	57	46	43	66
HCFE107010-271	270	194	0.17	44	36	33	66
HCFE107010-331	330	231	0.17	35	28	26	66


HCME104610F (10.2x4.6x10.0mm)

 Part Number	L (nH) ± 15%	Li (nH) MIN	DCR (mΩ) ± 10%	Isat (A)			Ir (A)
				25°C	100°C	125°C	
HCME104610F-700	70	50	0.23	141	120	113	70
HCME104610F-900	90	65	0.23	109	93	87	70
HCME104610F-101	100	72	0.23	98	83	78	70
HCME104610F-121	120	86	0.23	82	70	66	70
HCME104610F-151	150	108	0.23	65	55	52	70


HCUVD107010 (10.0x7.0x10.0mm)

 Part Number	L (nH) ± 10%	Li (nH) MIN	DCR (mΩ) ± 10%	Isat (A)			Ir (A)
				25°C	100°C	125°C	
HCUVD107010-331L	330	231	0.81	67	54	50	30
HCUVD107010-471L	470	329	0.81	47	37	35	30
HCUVD107010-681L	680	476	0.81	36	29	27	30
HCUVD107010-821L	820	574	0.81	33	26	25	30
HCUVD107010-102L	1000	700	0.81	22	17	16	30


HCME1012 (10.0x6.0~6.2x12.0mm)

 Part Number	L (nH)	Li (nH) MIN	DCR (mΩ) ± 10%	Isat (A)			Ir (A)
				25°C	100°C	125°C	
HCME1012-700	70	49	0.125	160	130	120	77
HCME1012-101	100	70	0.125	125	105	97	77
HCME1012-121	120	84	0.125	105	88	81	77
HCME1012-151	150	105	0.125	83	70	65	77
HCME1012-331	330	231	0.125	35	28	26	77
HCME1012F-700	70	49	0.125	150	130	120	77
HCME1012F-101	100	70	0.125	123	105	98	77
HCME1012F-121	120	84	0.125	103	88	82	77
HCME1012F-151	150	105	0.125	82	70	66	77
HCME1012F-331	330	231	0.125	33	28	26	77


HCME107512 (10.0x7.5~7.7x12.0mm)

 Part Number	L (nH)	Li (nH) MIN	DCR (mΩ) ± 10%	Isat (A)			Ir (A)
				25°C	100°C	125°C	
HCME107512-900	90	58	0.103	157	128	118	84
HCME107512-101	100	64	0.103	148	120	111	84
HCME107512-121	120	77	0.103	123	100	92	84
HCME107512-151	150	96	0.103	98	80	73	84
HCME107512F-900	90	58	0.103	150	128	118	84
HCME107512F-101	100	64	0.103	141	120	111	84
HCME107512F-121	120	77	0.103	118	100	92	84
HCME107512F-151	150	96	0.103	94	80	73	84


HCBI075N (10.4x8.0x7.5mm)

 Part Number	L (nH)	Li (nH) MIN	DCR (mΩ)	Isat (A)			Ir (A)
				25°C	100°C	125°C	
HCBI075N-121	115	92	0.29 ± 7%	94	76	71	41
HCBI075N-151	150	120	0.29 ± 7%	72	59	54	41
HCBI075N-181	175	140	0.29 ± 7%	62	50	47	41
HCBI075N-211	215	172	0.29 ± 7%	48	39	36	41
HCBI075N-231	230	184	0.29 ± 7%	43	35	32	41
HCBI075N-271	270	216	0.29 ± 7%	37	30	28	41
HCBI075N-311	310	248	0.29 ± 7%	32	26	24	41


HCBI18080S (10.8x8.0x8.0~8.1mm)

 Part Number	L (nH)	Li (nH) MIN	DCR (mΩ)	Isat (A)			Ir (A)
				25°C	100°C	125°C	
HCBI18080S-101	100	72	0.17 ± 5%	132	105	99	79
HCBI18080S-121	120	87	0.17 ± 5%	110	88	83	79
HCBI18080S-151	150	108	0.17 ± 5%	90	72	68	79
HCBI18080S-181	180	130	0.17 ± 5%	72	58	54	79
HCBI18080S-221	220	158	0.17 ± 5%	57	46	43	79


HCUVE117512 (10.7x7.5x12.0mm)

 Part Number	L (nH)	Li (nH) MIN	DCR (mΩ)	Isat (A)			Ir (A)
				25°C	100°C	125°C	
HCUVE117512-151	150	96	0.15 ± 10%	119	97	89	75
HCUVE117512-221	220	141	0.15 ± 10%	81	64	60	75
HCUVE117512-251	250	160	0.15 ± 10%	70	56	52	75
HCUVE117512-271	270	173	0.15 ± 10%	64	51	48	75
HCUVE117512-301	300	192	0.15 ± 10%	57	46	42	75
HCUVE117512-321	320	205	0.15 ± 10%	54	43	40	75
HCUVE117512-401	400	256	0.15 ± 10%	43.5	35	32	75
HCUVE117512-471	470	301	0.15 ± 10%	36	29	27	75
HCUVE117512-601	600	384	0.15 ± 10%	26	21	19	75


TLM104613F (10.2x4.6x13.0mm)

 Part Number	L (nH)	Li (nH) MIN	DCR (mΩ) ± 10%		Isat (A)			Ir (A)	
			1-4	2-3	25°C	100°C	125°C	1-4	2-3
TLM104613F-900	90	65	0.23	0.85	111	94	89	70	36
TLM104613F-101	100	72	0.23	0.85	99	84	79	70	36
TLM104613F-121	120	86	0.23	0.85	82	70	66	70	36
TLM104613F-151	150	108	0.23	0.85	65	55	52	70	36


TLM106012F-L (10.0x6.0x12.0mm)

 Part Number	L (nH)	Li (nH) MIN	DCR (mΩ) ± 10%		Isat (A)			Ir (A)	
			DCR_P	DCR_S	25°C	100°C	125°C	1-4	2-3
TLM106012F-101L	100	70	0.125	0.37	110	95	88	75	43
TLM106012F-121L	120	84	0.125	0.37	92	79	73	75	43
TLM106012F-151L	150	105	0.125	0.37	73	63	58	75	43


TLM107515F (10.0x7.5x15.0mm)

 Part Number	L (nH)	Li (nH) MIN	DCR (mΩ) ± 10%		Isat (A)		Ir (A)	
			1-4	2-3	25°C	100°C	1-4	2-3
TLM107515F-900	90	63	0.136	0.5	160	136	73	35
TLM107515F-111	105	74	0.136	0.5	145	123	73	35
TLM107515F-121	120	84	0.136	0.5	120	102	73	35
TLM107515F-151	150	105	0.136	0.5	95	81	73	35
TLM107515F-171	170	119	0.136	0.5	83	71	73	35


VCHA104T (10.85*10.0*3.8mm) (Automotive-Grade)

 Part Number	L0 Inductance (uH)	DCR (mOhm)		Heat rating current, Idc (A)		Saturation current, Isat (A)	
	Typical	Typical	Max	Typical	Max	Typical	Max
VCHA104T-R78MS6	0.78	1.9	2.2	27.0	24.3	18.3	15.7


VCHW104T (10.85*10.0*3.8mm) (Automotive-Grade)

 Part Number	L0 Inductance (uH)	DCR (mOhm)		Heat rating current, Idc (A)		Saturation current, Isat (A)	
	Typical	Typical	Max	Typical	Max	Typical	Max
VCHW104T-1R8MS5	1.8	4.5	5.0	17.0	15.3	21.0	18.0


VCHA105D (10.85*10.0*5.4mm) (Automotive-Grade)

 Part Number	L0 Inductance (uH)	DCR (mOhm)		Heat rating current, Idc (A)		Saturation current, Isat (A)	
		Typical	Max	Typical	Max	Typical	Max
VCHA105D-R68MS6	0.68	1.85	2.22	32.0	28.8	46.0	39.4
VCHA105D-1R0MS6	1.0	2.30	2.76	30.0	27.0	37.0	31.7
VCHA105D-1R5MS6	1.5	3.50	4.20	24.8	22.3	26.8	23.0
VCHA105D-2R2MS6	2.2	4.1	4.9	23.0	20.7	25.0	21.4
VCHA105D-3R3MS6	3.3	6.2	7.4	18.7	16.8	19.0	16.3
VCHA105D-4R7MS6	4.7	8.3	10.0	14.5	13.0	15.7	13.5
VCHA105D-6R8MS6	6.8	12.0	14.0	12.0	10.8	13.3	11.4
VCHA105D-8R2MS6	8.2	18.0	20.7	10.6	9.5	13.0	11.1
VCHA105D-100MS6	10.0	21.0	24.2	8.7	7.8	12.7	10.9
VCHA105D-150MS6	15.0	27.2	31.3	7.6	6.8	9.2	7.9
VCHA105D-220MS6	22.0	43.5	50.0	6.0	5.4	8.8	7.5
VCHA105D-330MS6	33.0	65.5	75.3	4.8	4.3	7.6	6.5
VCHA105D-470MS6	47.0	89.0	103.0	4.1	3.6	4.9	4.2
VCHA105D-680MS6	68.0	132.0	152.0	3.3	3.0	4.2	3.6


VCUW105D (10.85*10.0*5.2mm) (Automotive-Grade)

 Part Number	L0 Inductance (uH)	DCR (mOhm)		Heat rating current, Idc (A)		Saturation current, Isat (A)	
		Typical	Max	Typical	Max	Typical	Max
VCUW105D-R33MS5	0.33	1.1	1.21	47.0	42.3	56.7	48.6
VCUW105D-R68MS5	0.68	1.75	1.93	37.5	33.8	40.0	34.3


VCHA106T (10.85*10.0*5.8mm) (Automotive-Grade)

 Part Number	L0 Inductance (uH)	DCR (mOhm)		Heat rating current, Idc (A)		Saturation current, Isat (A)	
		Typical	Max	Typical	Max	Typical	Max
VCHA106T-220MS6	22.0	40.0	46.0	5.6	5.0	9.2	7.9
VCHA106T-470MS6	47.0	68.0	75.0	4.3	3.9	5.9	5.1


VCHW105D (10.85*10.0*5.4mm) (Automotive-Grade)

 Part Number	L0 Inductance (uH)	DCR (mOhm)		Heat rating current, I _{dc} (A)		Saturation current, I _{sat} (A)	
		Typical	Max	Typical	Max	Typical	Max
VCHW105D-R47MS5	0.47	1.6	1.92	35.0	31.5	39.7	34.0
VCHW105D-1R5MS5	1.45	3.75	4.60	23.5	21.2	35.1	30.1
VCHW105D-2R5MS5	2.5	5.3	5.9	21.0	18.9	27.2	23.3
VCHW105D-5R6MS5	5.6	10.0	12.0	15.0	13.5	15.0	13.0

VCMT104T (11.2*10.3*4mm) (Automotive-Grade)


 Part Number	L0 Inductance (uH)	DCR (mOhm)		Heat rating current, I _{dc} (A)		Saturation current, I _{sat} (A)	
		Typical	Max	Typical	Max	Typical	Max
VCMT104T-2R2MN53M	2.2	8.0	8.76	12.3	11.1	13.9	11.9
VCMT104T-3R3MN53M	3.3	9.94	11.8	11.0	9.9	12.0	10.3
VCMT104T-4R7MN53M	4.7	13.2	15.0	9.8	8.8	11.0	9.4
VCMT104T-6R8MN53M	6.8	18.5	21.5	9.1	8.2	9.6	8.2
VCMT104T-8R2MN53M	8.2	25.3	29.0	7.7	6.9	7.1	6.1
VCMT104T-100MN53M	10.0	28.5	33.0	7.5	6.8	6.4	5.5
VCMT104T-150MN53M	15.0	42.5	49.0	6.0	5.4	5.4	4.6
VCMT104T-220MN53M	22.0	61.0	73.3	5.0	4.5	4.6	3.9
VCMT104T-330MN53M	33.0	89.0	102.0	4.0	3.6	4.2	3.5
VCMT104T-470MN53M	47.0	162.0	178.0	3.0	2.7	3.2	2.7
VCMT104T-R19MN54M	0.19	0.96	1.15	41.0	35.9	55.0	47.0
VCMT104T-R47MN54M	0.47	1.53	1.68	34.0	30.6	21.0	18.0
VCMT104T-R78MN54M	0.78	2.15	2.50	30.0	27.0	18.3	15.7
VCMT104T-1R0MN54M	1.0	2.70	3.10	23.7	21.3	20.4	17.5
VCMT104T-4R7MN53L	4.7	13.2	15.0	9.8		110	
VCMT104T-1R0MN5NL	1.0	2.7	3.1	23.0		18.0	

VCMV104T (10.85*10.0*3.8mm) (Automotive-Grade)


 Part Number	L0 Inductance (uH)	DCR (mOhm)		Heat rating current, I _{dc} (A)		Saturation current, I _{sat} (A)	
		Typical	Max	Typical	Max	Typical	Max
VCMV104T-4R7MN23	4.7	14.1	17.0	12.0	10.8	17.0	14.6

VCMV104T-5R6MN23	5.6	17.5	21.0	10.8	9.7	16.0	13.7
VCMV104T-180MN23	18.0	55.0	66.0	5.2	4.7	8.4	7.2
VCMV104T-1R0MN23M	1.0	3.7	4.10	23.0	20.7	35.0	30.0
VCMV104T-4R7MN23M	4.7	14.1	16.5	12.0	10.8	17.0	14.6
VCMV104T-5R6MN23M	5.6	17.5	19.3	10.8	9.7	16.0	13.7


VCSC108T (10.85*10.0*8.0mm) (Automotive-Grade)

 Part Number	L0 Inductance (uH)	DCR (mOhm)		Heat rating current, Idc (A)		Saturation current, Isat (A)	
		Typical	Max	Typical	Max	Typical	Max
VCSC108T-100MS6K	10.0	31.0	37.2	5.3	4.8	12.4	10.6
VCSC108T-150MS6K	15.0	39.0	46.8	5.0	4.6	10.6	9.1
VCSC108T-220MS6K	22.0	83.0	99.0	3.4	3.1	8.3	7.1
VCSC108T-470MS6K	47.0	108.0	129.6	2.9	2.6	6.1	5.2

VCUW104T (10.85*10.0*4.0mm) (Automotive-Grade)


 Part Number	L0 Inductance (uH)	DCR (mOhm)		Heat rating current, Idc (A)		Saturation current, Isat (A)	
		Typical	Max	Typical	Max	Typical	Max
VCUW104T-680MS63	68.0	183	210	2.8	2.5	4.0	3.4
VCUW104T-101MS63	100.0	240	288	2.4	2.2	2.9	2.5

VCM104T (11.2*10.3*4mm) (Automotive-Grade)


 Part Number	L0 Inductance (uH)	DCR (mOhm)		Heat rating current, Idc (A)		Saturation current, Isat (A)	
		Typical	Max	Typical	Max	Typical	Max
VCM104T-150MN53	15.0	47.0	52.0	5.1	4.6	6.5	5.6
VCM104T-330MN53	33.0	89.0	102.0	4.0	3.5	4.2	3.6

11*11 SERIES

HC B1190 (11.5x11.2x9.0mm)


 Part Number	L (nH)	Li (nH) MIN	DCR (mΩ)	Isat (A)			Ir (A)
				25°C	100°C	125°C	
HC B1190-221	220	180	0.63 ± 9.5%	79	64	59	35
HC B1190-251	250	200	0.63 ± 9.5%	63	51	47	35
HC B1190-271	270	216	0.63 ± 9.5%	58	47	43	35
HC B1190-321	320	260	0.63 ± 9.5%	53	43	40	35
HC B1190-361	360	288	0.63 ± 9.5%	48	39	36	35
HC B1190-381	380	304	0.63 ± 9.5%	45	37	34	35
HC B1190-471	470	376	0.63 ± 9.5%	36	29	27	35
HC B1190-551	550	440	0.63 ± 9.5%	28	23	21	35
HC B1190-221L	220	180	0.31 ± 9.5%	79	64	59	50
HC B1190-251L	250	200	0.31 ± 9.5%	63	51	47	50
HC B1190-271L	270	216	0.31 ± 9.5%	58	47	43	50
HC B1190-321L	320	260	0.31 ± 9.5%	53	43	40	50
HC B1190-361L	360	288	0.31 ± 9.5%	48	39	36	50
HC B1190-381L	380	304	0.31 ± 9.5%	45	37	34	50
HC B1190-471L	470	376	0.31 ± 9.5%	36	29	27	50
HC B1190-551L	550	440	0.31 ± 9.5%	28	23	21	50
HC B1190-221L1	220	180	0.42 ± 9.5%	79	64	59	42
HC B1190-251L1	250	200	0.42 ± 9.5%	63	51	47	42
HC B1190-271L1	270	216	0.42 ± 9.5%	58	47	43	42
HC B1190-321L1	320	260	0.42 ± 9.5%	53	43	40	42
HC B1190-361L1	360	288	0.42 ± 9.5%	48	39	36	42
HC B1190-381L1	380	304	0.42 ± 9.5%	45	37	34	42
HC B1190-471L1	470	376	0.42 ± 9.5%	36	29	27	42
HC B1190-551L1	550	440	0.42 ± 9.5%	28	23	21	42

HC B1175 (11.0x7.2x7.5mm)

 Part Number	L (nH)	Li (nH) MIN	DCR (mΩ)	Isat (A)			Ir (A)
				25°C	100°C	125°C	
HC B1175-121	120	102	0.29 ± 7%	76	62	57	48
HC B1175-151	150	128	0.29 ± 7%	70	57	53	48

HCB1175-181	180	153	0.29 ± 7%	56	46	42	48
HCB1175-201	200	170	0.29 ± 7%	52	42	39	48
HCB1175-231	230	196	0.29 ± 7%	44	36	33	48
HCB1175-281	280	238	0.29 ± 7%	36	29	27	48
HCB1175-301	300	255	0.29 ± 7%	34	28	26	48
HCB1175-361	360	306	0.29 ± 7%	25	20	19	48
HCB1175-401	400	340	0.29 ± 7%	23	19	17	48
HCB1175-501	500	425	0.29 ± 7%	17	14	13	48
HCB1175-121H	120	102	0.47 ± 10%	76	62	57	37
HCB1175-151H	150	128	0.47 ± 10%	70	57	53	37
HCB1175-181H	180	153	0.47 ± 10%	56	46	42	37
HCB1175-201H	200	170	0.47 ± 10%	52	42	39	37
HCB1175-231H	230	196	0.47 ± 10%	44	36	33	37
HCB1175-281H	280	238	0.47 ± 10%	36	29	27	37
HCB1175-301H	300	255	0.47 ± 10%	34	28	26	41
HCB1175-361H	360	306	0.47 ± 10%	25	20	19	37
HCB1175-401H	400	340	0.47 ± 10%	23	19	17	37
HCB1175-501H	500	425	0.47 ± 10%	17	14	13	37
HCB1175-121L	120	102	0.245 ± 10%	76	62	57	52
HCB1175-151L	150	128	0.245 ± 10%	70	57	53	52
HCB1175-181L	180	153	0.245 ± 10%	56	46	42	52
HCB1175-201L	200	170	0.245 ± 10%	52	42	39	52
HCB1175-231L	230	196	0.245 ± 10%	44	36	33	52
HCB1175-281L	280	238	0.245 ± 10%	36	29	27	52
HCB1175-301L	300	255	0.245 ± 10%	34	28	26	52
HCB1175-361L	360	306	0.245 ± 10%	25	20	19	52
HCB1175-401L	400	340	0.245 ± 10%	23	19	17	52
HCB1175-501L	500	425	0.245 ± 10%	17	14	13	52


TLM117513F (11.0x7.5x12.7mm)

 Part Number	L (nH) ± 15%	Li (nH) TYP	DCR_P (mΩ) ± 10%	DCR_S (mΩ) ± 10%	Isat (A)		Ir_P (A)	Ir_S (A)
					25°C	100°C		
TLM117513F-900	90	63	0.105	0.27	145	123	116	80
TLM117513F-121	120	84	0.105	0.27	106	90	116	80
TLM117513F-131	130	91	0.105	0.27	98	83	116	80


TLM117513F-151	150	105	0.105	0.27	82	70	116	80
----------------	-----	-----	-------	------	----	----	-----	----

12*12 SERIES


TLM125012F (12.0x5.0x12.1mm)

	L (nH) ± 15%	Li (nH) TYP	DCR (mΩ) ± 10%		Isat (A)		Ir (A)	
			1-4	2-3	25°C	100°C		
Part Number			1-4	2-3	25°C	100°C		
TLM125012F-700	70	50	0.125	0.45	145	126	75	40
TLM125012F-101	100	72	0.125	0.45	103	89	75	40
TLM125012F-121	120	86	0.125	0.45	85	74	75	40


TLM1211F (12.0x6.0x11.0mm)

	L (nH) ± 15%	Li (nH) TYP	DCR (mΩ) ± 10%		Isat (A)		Ir (A)	
			1-4	2-3	25°C	100°C		
Part Number			1-4	2-3	25°C	100°C		
TLM1211F-111	105	84	0.125	0.37	125	106	77	45
TLM1211F-121	120	96	0.125	0.37	102	87	77	45
TLM1211F-151	150	120	0.125	0.37	84	71	77	45
TLM1211F-171	170	136	0.125	0.37	70	60	77	45
TLM1211F-201	200	160	0.125	0.37	58	50	77	45

TLM126012F (12.0x6.0x12.1mm)


	L (nH) ± 10%	Li (nH) MIN	DCR (mΩ) ± 10%		Isat (A)			Ir (A)	
			1-4	2-3	25°C	100°C	125°C	1-4	2-3
Part Number			1-4	2-3	25°C	100°C	125°C	1-4	2-3
TLM126012F-700	70	50	0.125	0.34	160	136	128	75	45
TLM126012F-101	100	72	0.125	0.34	130	112	103	75	45
TLM126012F-121	120	86	0.125	0.34	106	90	85	75	45
TLM126012F-151	150	108	0.125	0.34	83	71	66	75	45

TLM125514F (12.0x5.5x14.0mm)

	L (nH) ± 15%	Li (nH) TYP	DCR (mΩ) ± 10%		Isat (A)		Ir (A)	
			1-4	2-3	25°C	100°C		
Part Number			1-4	2-3	25°C	100°C		
TLM125514F-900	90	63	0.24	0.42	177	150	55	42
TLM125514F-101	100	70	0.24	0.42	158	134	55	42


TLM125514F-121	120	84	0.24	0.42	130	110	55	42
TLM125514F-151	150	105	0.24	0.42	102	87	55	42
TLM125514F-171	170	119	0.24	0.42	88	75	55	42

HCME1211F (12.0x6.0x11.0mm)


 Part Number	L (nH)	Li (nH) MIN	DCR (mΩ)	Isat (A)			Ir (A)
				25°C	100°C	125°C	
HCME1211F-700	70	49	0.125	159	135	127	77
HCME1211F-900	90	63	0.125	140	119	112	77
HCME1211F-101	100	70	0.125	118	100	94	77
HCME1211F-121	120	84	0.125	98	83	78	77
HCME1211F-151	150	105	0.125	76	65	61	77
HCME1211F-171	170	119	0.125	65	55	52	77

13*13 SERIES


CMLB135T (12.8*13.8*5.0mm)

 Part Number	LO Inductance (μ H)	DCR (mOhm)		Heat rating current, I _{dc} (A)		Saturation current, I _{sat} (A)	
		Typical	Max	Typical	Max	Typical	Max
CMLB135T-R47MS	0.47	0.90	1.05	38.5	34.2	55.0	47.4
CMLB135T-R68MS	0.68	1.34	1.55	35.0	30.5	54.0	46.0
CMLB135T-R82MS	0.82	1.45	1.65	34.2	30.2	42.0	39.0
CMLB135T-1R0MS	1.0	1.80	2.20	30.0	27.0	36.0	32.5
CMLB135T-2R2MS	2.2	3.98	5.00	20.5	19.0	25.0	22.0
CMLB135T-3R3MS	3.3	5.50	7.00	15.5	14.0	22.5	19.5
CMLB135T-4R7MS	4.7	8.50	10.3	13.0	11.5	17.2	14.5
CMLB135T-6R8MS	6.8	13.0	15.0	11.5	10.0	15.0	12.0
CMLB135T-100MS	10.0	18.9	22.0	9.0	8.1	13.0	10.5
CMLB135T-150MS	15.0	30.0	35.0	7.0	6.3	8.0	6.8


CMLS135T (12.8*13.8*5.0mm)

 Part Number	LO Inductance (μ H)	DCR (mOhm)		Heat rating current, I _{dc} (A)		Saturation current, I _{sat} (A)	
		Typical	Max	Typical	Max	Typical	Max
CMLS135T-R47MS	0.47	1.05	1.3	38.0	34.0	75.0	65.0
CMLS135T-R56MS	0.56	1.30	1.5	35.0	31.0	71.0	61.0
CMLS135T-R68MS	0.68	1.48	1.7	34.0	30.0	70.0	60.0
CMLS135T-1R0MS	1.0	2.05	2.5	29.0	26.0	58.0	50.0
CMLS135T-1R5MS	1.5	3.30	4.1	24.2	21.2	49.0	38.0
CMLS135T-2R2MS	2.2	4.50	5.2	20.0	18.5	36.0	32.0
CMLS135T-3R3MS	3.3	7.50	8.6	15.0	13.5	33.0	28.4
CMLS135T-4R7MS	4.7	12.5	15.0	12.2	10.8	28.0	23.0


CMLB136T (12.8*13.8*6.0mm)

 Part Number	LO Inductance	DCR		Heat rating current, I _{dc}		Saturation current, I _{sat} (A)	
	(uH)	(mOhm)		(A)			
		Typical	Max	Typical	Max	Typical	Max
CMLB136T-8R2MS	8.2	13.5	16.0	11.0	10.0	16.0	13.5
CMLB136T-100MS	10.0	17.7	20.7	10.0	9.5	13.5	11.5
CMLB136T-150MS	15.0	24.0	27.5	8.0	7.0	10.0	9.0
CMLB136T-220MS	22.0	33.0	39.0	7.0	6.5	7.6	6.9
CMLB136T-330MS	33.0	60.0	70.0	5.0	4.7	6.1	5.4
CMLB136T-470MS	47.0	78.0	88.0	4.5	4.0	5.7	5.2
CMLB136T-680MS	68.0	119.5	140.0	3.5	3.0	5.5	4.7
CMLB136T-101MS	100.0	178.0	198.0	3.0	2.7	4.0	3.5
CMLB136T-151MS	150.0	300.0	347.0	2.5	2.2	3.0	2.7


CMLS136E (12.8*13.8*6.5mm)

 Part Number	LO Inductance	DCR		Heat rating current, I _{dc}		Saturation current, I _{sat} (A)	
	(uH)	(mOhm)		(A)			
		Typical	Max	Typical	Max	Typical	Max
CMLS136E-R68MS	0.68	1.45	1.68	35.0	32.0	75.0	70.0
CMLS136E-1R0MS	1.0	1.80	2.15	31.0	28.0	53.0	50.0
CMLS136E-1R5MS	1.5	2.3	2.6	28.0	27.0	51.0	48.0
CMLS136E-1R8MS	1.8	2.7	3.1	25.0	24.0	49.0	47.0
CMLS136E-2R2MS	2.2	3.49	4.20	22.5	21.5	46.0	42.0
CMLS136E-3R3MS	3.3	3.75	4.40	22.0	20.0	42.0	40.0
CMLS136E-4R7MS	4.7	7.8	8.5	16.0	15.0	30.0	26.0
CMLS136E-6R8MS	6.8	11.5	13.5	12.5	11.0	26.0	22.0
CMLS136E-100MS	10.0	16.0	18.5	11.0	9.0	20.0	18.0
CMLS136E-150MS	15.0	32.0	37.0	8.5	7.5	15.0	13.0
CMLS136E-220MS	22.0	38.0	44.0	6.5	5.8	11.5	10.0


VCMT136E-MN5 (13.8*12.8*6.5mm) (Automotive-Grade)

 Part Number	L0 Inductance (uH)	DCR (mOhm)		Heat rating current, I _{dc} (A)		Saturation current, I _{sat} (A)	
		Typical	Max	Typical	Max	Typical	Max
VCMT136E-1R0MN5	1.0	1.9	2.1	32.0		20.0	
VCMT136E-1R5MN5	1.5	2.7	3.0	26.0		18.0	
VCMT136E-2R2MN5	2.2	4.0	4.5	21.0		17.5	
VCMT136E-3R3MN5	3.3	5.0	6.0	18.3		17.0	
VCMT136E-4R7MN5	4.7	8.0	8.7	15.0		13.5	
VCMT136E-5R6MN5	5.6	9.3	10.0	14.0		12.0	
VCMT136E-6R8MN5	6.8	9.8	11.3	13.5		10.5	
VCMT136E-100MN5	10.0	15.2	17.2	11.0		9.2	
VCMT136E-150MN5	15.0	24.5	28.2	8.5		7.2	
VCMT136E-220MN5	22.0	35.5	40.0	7.0		6.3	
VCMT136E-330MN5	33.0	60.0	69.0	5.5		4.3	
VCMT136E-470MN5	47.0	90.0	104.0	4.2		3.8	


VCMT136E-MN54M (13.8*12.8*6.5mm) (Automotive-Grade)

 Part Number	L0 Inductance (uH)	DCR (mOhm)		Heat rating current, I _{dc} (A)		Saturation current, I _{sat} (A)	
		Typical	Max	Typical	Max	Typical	Max
VCMT136E-1R0MN54M	1.0	1.65	1.77	43.2	38.9	26.0	22.3
VCMT136E-2R2MN54M	2.2	4.0	4.5	21.0	18.9	17.5	15.0
VCMT136E-3R3MN54M	3.3	5.0	6.0	18.3	16.5	17.0	14.6
VCMT136E-4R7MN54M	4.7	8.0	8.7	15.0	13.5	13.5	11.6
VCMT136E-5R6MN54M	5.6	9.3	10.0	14.0	12.6	12.0	10.3
VCMT136E-6R8MN54M	6.8	9.8	11.3	14.2	12.8	10.5	9.0
VCMT136E-8R2MN54M	8.2	12.0	13.8	13.2	11.9	10.0	8.6
VCMT136E-100MN54M	10.0	15.2	17.2	11.0	9.9	9.2	7.9
VCMT136E-150MN54M	15.0	24.5	28.2	8.7	7.8	7.2	6.2
VCMT136E-330MN54M	33.0	60.0	69.0	5.5	5.0	4.3	3.7
VCMT136E-470MN54M	47.0	90.0	104.0	4.2	3.8	3.8	3.3


VCMV136E (13.45*12.6*6.3mm) (Automotive-Grade)

 Part Number	L0 Inductance (uH)	DCR (mOhm)		Heat rating current, I _{dc} (A)		Saturation current, I _{sat} (A)	
		Typical	Max	Typical	Max	Typical	Max
VCMV136E-R47MN2	0.47	1.0	1.2	41.0	36.9	63.0	54.0
VCMV136E-1R5MN2	1.5	2.3	2.75	27.6	24.8	45.0	38.0
VCMV136E-2R2MN2	2.2	3.1	3.7	26.5	23.9	32.0	29.0
VCMV136E-3R3MN2	3.3	5.7	6.6	22.9	20.6	35.0	30.0
VCMV136E-4R7MN2	4.7	8.0	9.6	14.8	13.3	27.3	23.4
VCMV136E-100MN2	10.0	14.7	17.6	10.9	9.8	18.8	16.1
VCMV136E-680MN2	68.0	109.0	130.0	4.0	3.6	6.4	5.5
VCMV136E-R47MN24M	0.47	1.0	1.2	41.0	36.9	63.0	54.0
VCMV136E-1R5MN24M	1.5	2.3	2.75	27.6	24.8	45.0	38.0
VCMV136E-2R2MN24M	2.2	3.1	3.7	26.5	23.9	32.0	29.0
VCMV136E-3R3MN24M	3.3	5.7	6.6	22.9	20.6	35.0	30.0
VCMV136E-4R7MN24M	4.7	8.0	9.6	14.8	13.3	27.3	23.4
VCMV136E-100MN24M	10.0	14.7	17.6	10.9	9.8	18.8	16.1
VCMV136E-680MN24M	68.0	109.0	130.0	4.0	3.6	6.4	5.5

VCMI136E (13.45*12.6*6.3mm) (Automotive-Grade)


 Part Number	L0 Inductance (uH)	DCR (mOhm)		Heat rating current, I _{dc} (A)		Saturation current, I _{sat} (A)	
		Typical	Max	Typical	Max	Typical	Max
VCMI136E-1R0MN54M	1.0	1.7	2.1	32.0	27.4	50.0	42.8
VCMI136E-4R7MN54M	4.7	5.9	6.9	17.1	15.4	21.3	18.2
VCMI136E-6R8MN54M	6.8	9.2	11.4	14.2	12.8	21.2	18.2
VCMI136E-150MN54M	15.0	21.8	25.0	9.2	8.3	12.5	10.7
VCMI136E-330MN54M	33.0	52.50	57.75	5.88	5.30	11.40	9.77

HCBI380 (13.0~13.3x13.0x8.0~8.2mm)

 Part Number	L (nH)	Li (nH) MIN	DCR (mΩ)	I _{sat} (A)			I _r (A)
				25°C	100°C	125°C	
HCBI380-211	210	180	0.26 ± 9.4%	80	65	60	50
HCBI380-251	250	212	0.26 ± 9.4%	66	54	50	50
HCBI380-261	260	221	0.26 ± 9.4%	63	51	47	50


HCB1380-321	320	272	0.26 ± 9.4%	47	38	35	50
HCB1380-361	360	306	0.26 ± 9.4%	43	35	32	50
HCB1380-441	440	374	0.26 ± 9.4%	34	28	26	50
HCB1380-501	500	425	0.26 ± 9.4%	28	23	21	50
HCB1380-211H	210	180	0.53 ± 11.5%	80	65	60	35
HCB1380-251H	250	212	0.53 ± 11.5%	66	54	50	35
HCB1380-261H	260	221	0.53 ± 11.5%	63	51	47	35
HCB1380-321H	320	272	0.53 ± 11.5%	47	38	35	35
HCB1380-361H	360	306	0.53 ± 11.5%	43	35	32	35
HCB1380-441H	440	374	0.53 ± 11.5%	34	28	26	35
HCB1380-501H	500	425	0.53 ± 11.5%	28	23	21	35
HCB1380-211H1	210	180	0.32 ± 9.4%	80	65	60	45
HCB1380-251H1	250	212	0.32 ± 9.4%	66	54	50	45
HCB1380-261H1	260	221	0.32 ± 9.4%	63	51	47	45
HCB1380-321H1	320	272	0.32 ± 9.4%	47	38	35	45
HCB1380-361H1	360	306	0.32 ± 9.4%	43	35	32	45
HCB1380-441H1	440	374	0.32 ± 9.4%	34	28	26	45
HCB1380-501H1	500	425	0.32 ± 9.4%	28	23	21	45
HCB1380-211L	210	180	0.165 ± 10%	80	65	60	68
HCB1380-251L	250	212	0.165 ± 10%	66	54	50	68
HCB1380-261L	260	221	0.165 ± 10%	63	51	47	68
HCB1380-321L	320	272	0.165 ± 10%	47	38	35	68
HCB1380-361L	360	306	0.165 ± 10%	43	35	32	68
HCB1380-441L	440	374	0.165 ± 10%	34	28	26	68
HCB1380-501L	500	425	0.165 ± 10%	28	23	21	68

HMP1360 (13.5x13.2x6.2mm)

 Part Number	L (nH)	Li (nH) MIN	DCR (mΩ)	ISAT (A)	<i>I</i> _r (A)
HMP1360-0R5	0.50	0.40	1.0	40	45
HMP1360-R56	0.56	0.45	1.0	30	45
HMP1360M-0R6	0.60	0.48	1.0	35	45
HMP1360-1R0	1.00	0.80	1.3	30	35
HMP1360-1R0HS	1.00	0.80	2.5	40	25
HMP1360-1R2	1.20	0.96	1.3	25	35
HMP1360M-2R2	2.20	1.76	2.5	18	25


HMP1360M-2R4HS	2.40	1.50	6.6	30	15
----------------	------	------	-----	----	----

TLB138050F (13.0x8.0x5.0mm)

 Part Number	L (nH) ± 15%	Li (nH) TYP	DCR (mΩ) ± 10%		Isat (A)		Ir (A)	
			1-4	2-3	25°C	100°C		
TLB138050F-101	100	64	0.55	0.99	90	72	30	22
TLB138050F-121	120	77	0.55	0.99	73	58	30	22
TLB138050F-151	150	96	0.55	0.99	57	46	30	22
TLB138050F-181	180	115	0.55	0.99	45	36	30	22
TLB138050F-201	200	128	0.55	0.99	39	31	30	22


15*15 SERIES

HMP1580 (15.0x15.0x8.0mm)


 Part Number	L (nH)	Li (nH) TYP	DCR (mΩ)	ISAT (A)		<i>I_r</i> (A)
				25°C	100°C	
HMP1580-0R7	0.7	0.5	1.22	55	45	54
HMP1580-1R5	1.5	1.1	1.5	30	25	29

17*17 SERIES


CMLB177T (17.15*17.5*7.0mm)

 Part Number	L0 Inductance (uH)	DCR (mOhm)		Heat rating current, I _{dc} (A)		Saturation current, I _{sat} (A)	
		Typical	Max	Typical	Max	Typical	Max
CMLB177T-2R2MS	2.2	2.1	2.5	37	30	38	33
CMLB177T-3R3MS	3.3	3.4	3.95	29	26	30	26
CMLB177T-4R7MS	4.7	4.0	4.6	27	24	28	24
CMLB177T-6R8MS	6.8	6.5	7.5	21	19	25	22
CMLB177T-8R2MS	8.2	8.0	8.6	16	15	22	20
CMLB177T-100MS	10.0	9.2	9.9	14	13	20	18.5
CMLB177T-150MS	15.0	13.8	15.3	12	11	15.5	13.5
CMLB177T-220MS	22.0	20	23	9.7	8.7	12.0	10.5
CMLB177T-330MS	33.0	32	37	9.2	8.0	10.5	8.6
CMLB177T-470MS	47.0	40	47	6.8	6.0	8.5	7.5
CMLB177T-680MS	68.0	73	85	5.2	4.7	8.0	6.8
CMLB177T-101MS	100.0	110	130	3.7	3.3	6.0	5.0


HMP1710 (17.5x17.0x10.0mm)

 Part Number	L (uH)	Li (uH) MIN	DCR (mΩ) MAX	I _{sat} (A)	<i>I_r</i> (A)
	HMP1710M-2R0	2.0	1.44	1.3	37
HMP1710-3R3	3.3	2.4	1.8	27.5	25
HMP1710-4R7	4.7	3.4	2.9	25	22
HMP1710-6R8	6.8	4.9	5.6	25	14

VCMV177T-MN2 (17.15*16.95*6.8mm) (Automotive-Grade)


 Part Number	LO Inductance	DCR		Heat rating current, I _{dc}		Saturation current, I _{sat} (A)	
	(uH)	Typical	Max	Typical	Max	Typical	Max
VCMV177T-2R2MN2	2.2	2.20	2.64	33.0	29.7	44.1	37.8
VCMV177T-150MN2	15.0	15.0	18.0	13.0	11.7	20.3	17.4
VCMV177T-330MN2	33.0	31.0	37.2	8.9	8.0	12.7	10.8

VCMV177T-MN2NL (17.15*16.95*6.8mm) (Automotive-Grade)

 Part Number	LO Inductance	DCR		Heat rating current, I _{dc}		Saturation current, I _{sat} (A)	
	(uH)	Typical	Max	Typical	Max	Typical	Max
VCMV177T-3R3MN2NL	3.3	3.4	4.1	30.0	27.0	37.8	32.8

19*19 SERIES

HMP1911 (19.5x19.5x11.5mm)

	L (uH)	Li (uH) MIN	DCR (mΩ) MAX	Isat (A)	Ir (A)
Part Number					
HMP1911-2R0	2.0	1.44	0.88	50	56


20*20 SERIES

HMP2015L (20.0x20.5x14.05mm)

	L (uH)	Li (uH)	DCR (mΩ) MAX	Isat (A)	Ir (A)
Part Number					
HMP2015L-6R8	6.8	4.9	3.0	33.5	29


21*21 SERIES

HMP211X (21.7x21.5x12.5~13.0mm)


 Part Number	L (uH)	Li (uH) MIN	DCR (mΩ) MAX	Isat (A)	I _r (A)	C (mm) MAX
HMP2112HG-150L	15	11.2	3.7	16	21	12.5
HMP2112H-100	10	7.2	3.7	23	21	12.5
HMP2113HG-120	12	8.6	4.6	23	22	13.0

23*23 SERIES

HMP2312 (23.5x23.5x12.0mm)


 Part Number	L (uH)	Li (uH)	DCR (mΩ) MAX	Isat (A)	I _r (A)
HMP2312-2R0A	2.0	1.35	0.7	60	75

HMP241X (23.5x24.0x13.0~14.5mm)

 Part Number	L (uH)	Li (uH) MIN	DCR (mΩ) MAX	Isat (A)	I _r (A)	C (mm) MAX
HMP2413-2R0	2.0	1.44	0.5±10%	63	80	13.0
HMP2413-3R3	3.3± 20%	2.38	0.8±10%	50	63	13.0
HMP2414MG-1R5H	1.5± 20%	0.96	1.44 MAX	125	50	14.5


28*28 SERIES

HMQ28XX (28.0x28.0x15.36~17.78mm)


 Part Number	L (uH)	Li (uH) MIN	DCR (mΩ) MAX	Isat (A)	I _r (A)	C (mm) MAX
HMQ2815-1R5	1.5±15%	20% drop	1.43	115	36	15.4
HMQ2815-100	10	20% drop	2.05	21.5	30	15.36
HMQ2818-6R8	6.8	20% drop	2.86	45	28	17.78
HMQ2818-100	10	20% drop	2.86	31.2	28	17.78
HMQ2818-150	15	20% drop	2.86	21.2	28	17.78
HMQ2818-220	22±20%	20% drop	2.86	14	28	17.78

Audio Choke


VAMV06077E (6.9*7.6*7.3mm) (Automotive-Grade)


 Part Number	L0 Inductance (uH)	DCR (mOhm)		Heat rating current, Idc (A)		Saturation current, Isat (A)	
		Typical	Max	Typical	Max	Typical	Max
VAMV06077E-1R0MM2	1.0	5.4	6.5	9.8	8.8	19.3	16.5
VAMV06077E-2R2MM2	2.2	10.0	12.0	7.2	6.5	15.8	13.5
VAMV06077E-3R3MM2	3.3	16.0	19.2	5.7	5.1	13.0	11.1
VAMV06077E-5R0MM2	5.0	25.0	30.0	4.5	4.1	12.0	10.3
VAMV06077E-6R8MM2	6.8	36.0	43.2	4.0	3.6	8.8	7.5
VAMV06077E-8R2MM2	8.2	38.3	45.9	3.7	3.3	7.7	6.6
VAMV06077E-100MM2	10.0	43.0	49.0	3.5	3.2	6.8	5.8
VAMV06077E-150MM2	15.0	75.0	90.0	2.7	2.4	6.0	5.1
VAMV06077E-220MM2	22.0	112.0	134.0	2.2	2.0	4.3	3.7

VAMV08089A (8.15*8.0*8.9mm) (Automotive-Grade)

 Part Number	L0 Inductance (uH)	DCR (mOhm)		Heat rating current, Idc (A)		Saturation current, Isat (A)	
		Typical	Max	Typical	Max	Typical	Max
VAMV08089A-3R3MM2	3.3	13.2	15.8	6.3	5.6	16.8	14.4
VAMV08089A-6R8MM2	6.8	23.5	28.2	4.7	4.2	9.6	8.2
VAMV08089A-100MM2	10.0	33.0	40.0	4.0	3.6	8.0	6.8
VAMV08089A-150MM2	15.0	57.0	68.4	3.0	2.7	6.6	5.6
VAMV08089A-220MM2	22.0	88.0	105.0	2.4	2.2	4.6	3.9

VAMV1009AA (10.2*9.2*10.85mm) (Automotive-Grade)

 Part Number	L0 Inductance (uH)	DCR (mOhm)		Heat rating current, Idc (A)		Saturation current, Isat (A)	
		Typical	Max	Typical	Max	Typical	Max
VAMV1009AA-1R0MM2	1.0	3.3	4.0	13.0	12.0	50.0	43.0
VAMV1009AA-2R2MM2	2.2	5.0	6.0	10.0	9.0	32.0	27.5
VAMV1009AA-3R3MM2	3.3	7.5	8.6	9.0	8.0	26.0	23.4
VAMV1009AA-5R6MM2	5.6	14.0	16.8	6.4	5.8	19.0	16.0
VAMV1009AA-100MM2	10.0	18.0	22.0	5.8	5.2	12.0	10.0

 Part Number	L0 Inductance (uH)	DCR (mOhm)		Heat rating current, Idc (A)		Saturation current, Isat (A)	
		Typical	Max	Typical	Max	Typical	Max
VAMV1009AA-150MM2	15.0	34.0	40.8	4.5	4.0	9.0	7.7
VAMV1009AA-220MM2	22.0	46.0	56.0	3.6	3.2	8.5	7.3

Common Mode Choke

CAN-BUS Type (Automotive-Grade)

3225 Series

Part Number	Dimension (mm)	Common Mode Inductance (uH)	Common Mode Impedance (Ω)		DCR (Ω)	Insulation Resistance (MΩ)
			Typ.	Min.	Typ.	Max.
VFB3225-510	3.4 x 2.5 x 2.6	51	1000	2600	0.7	10
VFB3225-510-NB	3.4 x 2.5 x 2.6	51	1000	2600	0.7	10
VFB3225-101	3.4 x 2.5 x 2.6	100	2200	5100	1.5	10
VFC3225-101	3.4 x 2.5 x 2.6	100	2200	5100	2	10

4532 Series

Part Number	Dimension (mm)	Common Mode Inductance (uH)	Common Mode Impedance (Ω)		DCR (Ω)	Insulation Resistance (MΩ)
			Typ.	Min.	Typ.	Max.
VFB4532-510	4.5 x 3.2 x 2.6	51.0	1000	3000	1.0	10
VFB4532-101	4.5 x 3.2 x 2.6	100.0	2000	6000	2.0	10
VFB4532-101V	4.5 x 3.2 x 2.6	100.0	2000	5000	2.0	10

Ethernet Type (Automotive-Grade)

Part Number	Dimension (mm)	Common Mode Inductance (uH)	DCR (Ω)	Insulation Resistance (MΩ)
			Typ.	Max.
VFE3225-201	3.4 x 2.5 x 2.6	200	5.5	10
VFE3225-800-NB	3.4 x 2.5 x 2.6	80	2.4	10
VFE3225-201-NB	3.4 x 2.5 x 2.6	200	5.5	10

CONTACT US

Beside the standard products, we also make customize products according to your different request and specifications. If you have any question or request, please contact us. We will reply to you as soon as possible.

Contact Window: service@cyntec.com

More detail information in <http://www.cyntec.com>

