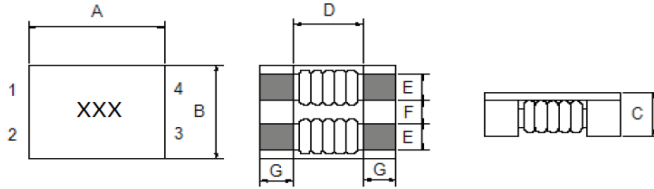





SMD High Current Common Mode Filter

PCMF7060S

Dimensions: (mm)



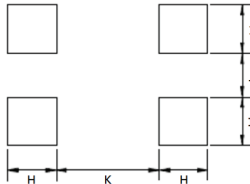
A	B	C	D	E	F	G
7.0±0.50	6.0±0.50	3.80(Max)	3.5(Ref.)	1.5±0.20	1.0±0.20	1.75±0.20



Allied Part Number	Impedance (N1=N2) (Ω)@100MHz		Test Freq. MHz	DCR (mΩ)MAX N1=N2	IDC (A) MAX	Insulation Resistance (MΩ) Min	Rated Volt. (v) MAX
	Min.	Typ.					
PCMF7060S-101	100	140	100	10	9	10	125
PCMF7060S-301	225	300	100	10	5	10	125
PCMF7060S-501	275	350	100	10	5	10	125
PCMF7060S-701	500	700	100	15	4	10	125
PCMF7060S-102	800	1020	100	17	3	10	125
PCMF7060S-132	910	1300	100	21	2.5	10	125

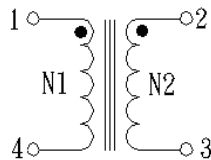
All specifications subject to change without notice.

Recommended Land pattern

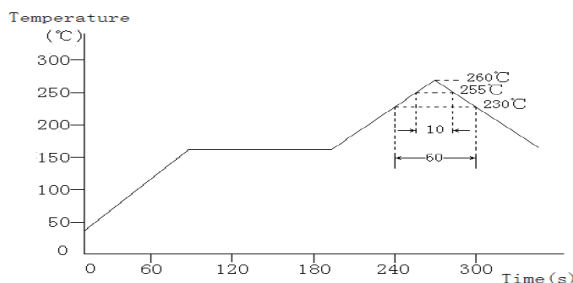


H(mm)	I(mm)	J(mm)	K(mm)
2.20 Ref.	1.50 Ref.	1.50 Ref.	2.50 Ref.

Schematic



Reflow Solder Profile



Features

- SMD Common Mode Filter
- Low profile
- High Current
- Ideal for pick and place
- For USB 2.0 IEEE, 394, LVDS Applications

Electrical

Min Impedance Range: 100Ω - 910Ω

Operating Temp: -40°C to +105°C

IDC: Current at which the temperature rise reaches 40°C

Resistance to Soldering Heat

Pre-Heat: 150°-180°C, 90±30 Sec

Solder Temp: 245°C ± 5°C for 30sec ± 10sec.

Solder Composition: Sn/Ag3.0/Cu0.5

Test Equipment

Impedance: HP4291B, Impedance Analyzer

DCR: CH16502

Irms Current: HP42841A+HP4284A

Leakage: CH19073

Physical

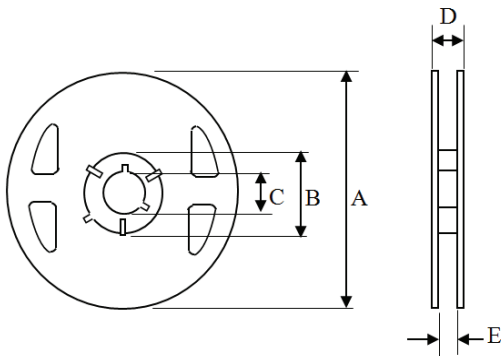
Packaging: 1500pcs per reel

Marking: EIA Inductance Code



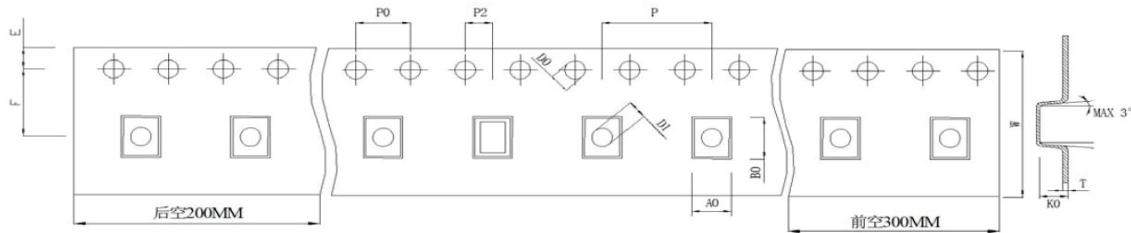
Packaging Information

Reel Dimension



A	B	C	D	E
330	100	13.3	29.1	24.5

Tape Dimension



(Dimension in mm: Tolerance: ±0.1)

Reel Packaging	W	AO	BO	KO	E	F
1500	16±0.3	6.2±0.1	7.3±0.1	4.1±0.1	1.75±0.1	7.5±0.1
	P	PO	P2	DO	D1	T
	12±0.1	4.0±0.1	2.0±0.1	1.5±0.1	1.5±0.3	0.35±0.05