

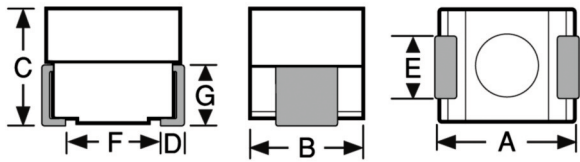


**SERIES**

**HF1008R**  
**HF1008**



**Unshielded Surface Mount Inductors**

DASH NUMBER\*  
INDUCTANCE (nH)  
TOLERANCE  
TEST FREQUENCY (MHz)  
Q MINIMUM  
SRF MINIMUM (MHz)  
MAXIMUM (OHMS)  
DC RESISTANCE  
CURRENT RATING  
MAXIMUM (mA)



**Physical Parameters**

	Inches	Millimeters
A	0.095 to 0.115	2.41 to 2.92
B	0.085 to 0.105	2.16 to 2.66
C	0.075 to 0.095	1.91 to 2.41
D	0.010 to 0.030	0.26 to 0.76
E	0.040 to 0.060	1.02 to 1.52
F	0.060 (Ref. only)	1.52 (Ref. only)
G	0.045 (Ref. only)	1.14 (Ref. only)

Dimensions "A" and "C" are over terminals.

**Weight Max. (Grams)** 0.1

**Operating Temperature Range** -55°C to +125°C

**Current Rating at 90°C Ambient** 35°C Rise

**Maximum Power Dissipation at 90°C**

Non-magnetic: 0.169 W

Ferrite: 0.208 W

Note Consult factory for custom applications

**Marking** DELEVAN; dash number followed by HF; date code (YYWWL). Note: An R before the date code indicates a RoHS component.

Example: HF1008-471K

DELEVAN  
471 HF  
1825A

**Packaging** Tape & reel (8mm): 7" reel, 2000 pieces max.; 13" reel, 7000 pieces max.

**Made In the U.S.A.**

SERIES HF1008 NON-MAGNETIC CORE							
-047M	4.7	±20%	40	50	>3000	0.070	1320
-082M	8.2	±20%	40	50	>3000	0.075	1275
-100M	10.0	±20%	30	50	>3000	0.080	1235
-120M	12.0	±20%	30	50	2700	0.105	1075
-150M	15.0	±20%	30	50	2400	0.110	1053
-180M	18.0	±20%	30	50	2250	0.130	965
-220M	22.0	±20%	30	50	2000	0.135	950
-270M	27.0	±20%	30	50	1800	0.140	930
-330M	33.0	±20%	30	50	1600	0.150	900
-390M	39.0	±20%	30	50	1500	0.160	870
-470M	47.0	±20%	30	50	1350	0.170	847
-560K	56.0	±10%	20	50	1200	0.370	570
-680K	68.0	±10%	20	50	1050	0.400	550
-820K	82.0	±10%	15	50	1000	0.800	390
-101K	100	±10%	15	25	900	0.850	375
SERIES HF1008 FERRITE CORE							
-121K	120	±10%	30	25	850	0.910	405
-151K	150	±10%	30	25	800	0.950	395
-181K	180	±10%	30	25	700	1.05	375
-221K	220	±10%	30	25	600	1.15	360
-271K	270	±10%	30	25	550	1.25	345
-331K	330	±10%	30	25	500	1.35	330
-391K	390	±10%	30	25	465	1.45	320
-471K	470	±10%	30	25	425	1.55	310
-561K	560	±10%	30	25	415	1.65	300
-621K	620	±10%	30	25	375	1.75	290
-681K	680	±10%	30	25	340	1.85	280
-751K	750	±10%	30	25	330	1.95	275
-821K	820	±10%	30	25	325	2.00	273
-911K	910	±10%	30	25	305	2.05	270
-102K	1000	±10%	30	25	290	1.40	325
-122K	1200	±10%	30	7.9	200	1.45	320
-152K	1500	±10%	30	7.9	165	1.50	315
-182K	1800	±10%	30	7.9	150	1.60	305
-222K	2200	±10%	30	7.9	120	1.65	300
-272K	2700	±10%	30	7.9	110	1.80	285
-332K	3300	±10%	30	7.9	60	1.90	280
-392K	3900	±10%	30	7.9	50	1.95	275
-472K	4700	±10%	30	7.9	40	2.00	273

Optional Tolerances: J = 5% H = 3% G = 2% F = 1%  
\*Complete part # must include series # PLUS the dash #