

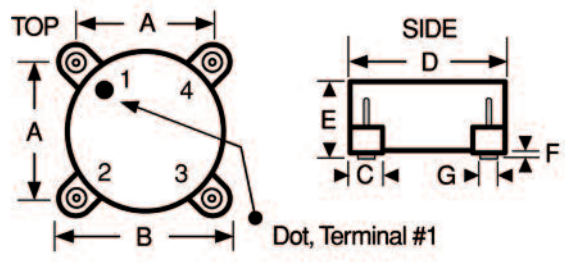
SERIES

CM6350R
CM6350

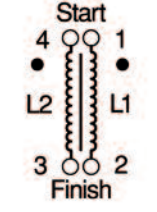


**Surface Mount
Common Mode Choke**

DASH NUMBER
L1 or L2 INDUCTANCE
+35% / -25% (uH)
DC RESISTANCE
MAXIMUM (OHMS)
RATED RMS CURRENT
(AMPS) MAXIMUM
LEAKAGE INDUCTANCE
TYPICAL (uH)



SCHEMATIC



Actual Size

| SERIES CM6350 FERRITE CORE | | | | |
|----------------------------|------|-------|------|-------|
| -333 | 33 | 0.007 | 5.50 | 0.20 |
| -473 | 47 | 0.008 | 5.00 | 0.30 |
| -683 | 68 | 0.010 | 4.20 | 0.42 |
| -104 | 100 | 0.014 | 3.30 | 0.55 |
| -154 | 150 | 0.020 | 2.70 | 0.85 |
| -224 | 220 | 0.027 | 2.20 | 1.20 |
| -334 | 330 | 0.040 | 1.80 | 1.80 |
| -474 | 470 | 0.060 | 1.50 | 1.60 |
| -684 | 680 | 0.090 | 1.20 | 2.10 |
| -105 | 1000 | 0.130 | 0.90 | 2.80 |
| -155 | 1500 | 0.190 | 0.75 | 4.20 |
| -225 | 2200 | 0.300 | 0.60 | 6.00 |
| -335 | 3300 | 0.550 | 0.40 | 9.00 |
| -475 | 4700 | 1.050 | 0.25 | 13.00 |

*Complete part # must include series # PLUS the dash #

Mechanical Configuration A flat top surface mount case with excellent coplanarity of terminals.

Physical Parameters

| | Inches | Millimeters |
|---|-------------------|------------------|
| A | 0.285 ± 0.010 | 7.24 ± 0.25 |
| B | 0.360 ± 0.010 | 9.14 ± 0.25 |
| C | 0.060 ± 0.010 | 1.52 ± 0.25 |
| D | 0.350 ± 0.010 | 8.90 ± 0.25 |
| E | 0.200 ± 0.010 | 5.08 ± 0.25 |
| F | 0.025 ± 0.010 | 0.64 ± 0.25 |
| G | 0.040 (Ref. only) | 1.02 (Ref. only) |

Electrical Configuration

- 1) Inductance and DCR in table is for either L1 or L2.
- 2) Leakage Inductance tested at L1 with L2 shorted or at L2 with L1 shorted.
- 3) Windings balanced within 2%
- 4) Inductance tested @ 10 kHz

Operating Temperature Range -55°C to +105°C

Electrical Characteristics Measured at +25°C

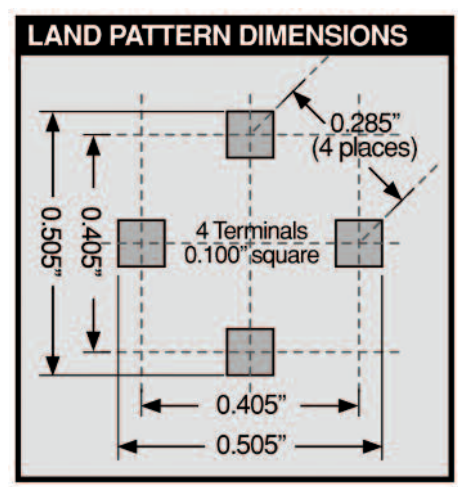
Rated RMS Current Based upon 40°C temperature rise from 25°C ambient

Maximum Power Dissipation at 25°C 0.400 Watts

Inductance Tolerance Units are supplied to the tolerance indicated in the tables @ 10 kHz

Dielectric Withstanding Voltage

500 V RMS, 60Hz



Marking DELEVAN; CM6350, inductance with units. Note: An R after CM6350 indicates a RoHS component. A white dot indicates the location of pin 1.

Example: CM6350-333
DELEVAN
CM6350
33 uH

Packaging Tape & reel (24mm):
13" reel, 600 pieces max.; 7" reel not available
Bulk option available

Weight (Grams) 1.0 (Ref.)