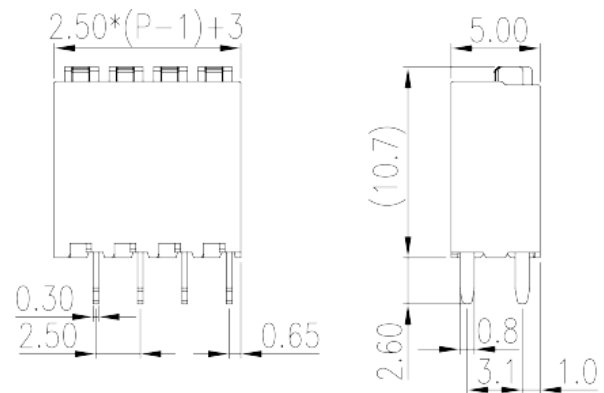



0188-02XXL

PCB Terminal Blocks > PCB Terminal Blocks

Date:2023-09-19



The web catalog is for reference only. Dinkle remains the right of product modification and engineering change of the design.
The final product is made according to engineering drawing.

Product Description

Pitch : 2.50mm, 150V, 5A

General information

Short description	PCB Terminal Blocks, Push-in Design
Category	PCB Terminal Blocks
Pitch (mm)	2.50
Color	Black (default)
Connection method	Push in Design
Type of locking	Without
Soldering method	Reflow Soldering (Temperature condition according to standard IPC/JEDEC J-STD-020E)
Length (mm)	$2.50 \times (P-1) + 3.0$
Width (mm)	5
Height (mm)	10.7
Pin dimensions (Thickness x Width)(mm)	0.3x0.8
PCB hole diameter (mm)	1.2
Number of positions	02P~20P
Level	Single level

Material information

Insulation material	HIGH-TEMPERATURE PLASTICS
Insulation material group	I
Flame retardant rating , compliant with UL94	V0
Insulation resistance	□500MΩ at DC 500V
Conductor material	COPPER ALLOY
Plating of conductor surface	Tin PLATED
MSL	2

Connection data-IEC

Rated voltage (V)	160
Rated current (A)	6
Rated voltage (II/2)(V)	400
Rated voltage (III/2) (V)	160
Rated voltage (III/3)(V)	160
Rated impulse voltage (II/2)(KV)	2.5
Rated impulse voltage (III/2)(KV)	2.5
Rated impulse voltage (III/3)(KV)	2.5
Conductor cross section solid. min (mm²)	0.2
Conductor cross section solid.max (mm²)	0.5
Conductor cross section stranded. min (mm²)	0.2
Conductor cross section stranded. max (mm²)	0.5
Conductor cross section flexible, with min ferrule without plastic sleeve (mm²)	0.25
Conductor cross section flexible, with max ferrule without plastic sleeve (mm²)	0.5
Stripping Length (mm)	7~8

Connection data-UL

Rated voltage (UL/CUL Group B)(V)	150
Rated current (UL/CUL Group B)(A)	5
Min. solid wire connection (AWG) acc. to UL/CUL	26
Max. solid wire connection AWG acc. to UL/CUL	18
Min. stranded wire connection AWG acc. to UL/CUL	26
Max. stranded wire connection AWG acc. to UL/CUL	18

Environment & Safety

Finger protection (YES or NO)	YES
Operating temperature. max (°C)	120
Operating temperature. min (°C)	-40

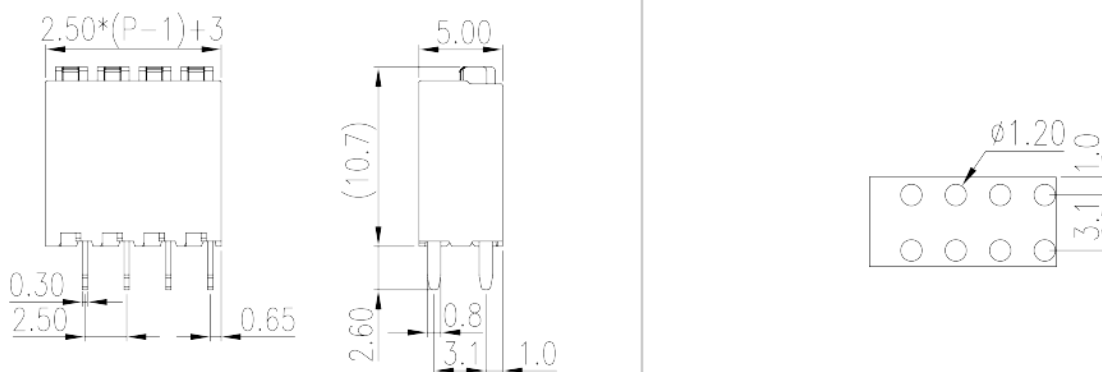
UL Recognized

Wire Range (Group B)(AWG)	26~18
Rated voltage (Group B)(V)	150
Rated current (Group B)(A)	5

CUL Recognized

Wire Range (Group B)(AWG)	26~18
Rated voltage (Group B)(V)	150
Rated current (Group B)(A)	5

Drawings



Approvals

