


NTC Thermistors, Refrigerator Sensors



FEATURES

- Key component for temperature sensing and electronic control
- Accurate Vishay NTC chips, enabling class A to class A+++ refrigerator grades
- Sensor design following class II insulation (principal + supplementary insulation for the sensor head)
- High adhesive strength between PVC wire and encapsulating lacquer
- Specifically developed design allows for a very good water, moisture and ice resistance: 6000 h in water immersion under voltage
- Suitable for evaporator temperature measurement. Very high number of thermal cycles resistant: 100 000 cycles
- The cables jackets are suitable for back-panel polyurethane foaming process (max. 100 °C, 5 min)
- The plastic is not FDA grade
- UL recognized types (file E148885)
- The sensors are also available with single insulated cables, and with PVC-free cable
- Mounting: assembly
- Material categorization: for definitions of compliance please see www.vishay.com/doc299912



RoHS
COMPLIANT

QUICK REFERENCE DATA		
PARAMETER	VALUE	UNIT
Resistance value at 25 °C ⁽¹⁾	2.7K to 10K	Ω
Tolerance on R ₂₅ -value ⁽¹⁾	± 1 to ± 2	%
B _{25/85} -value ⁽¹⁾	3984	K
Tolerance on B _{25/85} -value	± 0.5	%
Operating temperature range at zero power	-55 to +60	°C
Min. dielectric withstanding voltage (immersed in water)	3750	V _{AC}
Maximum power dissipation at 25 °C	150	mW
Weight	16	g

Note

⁽¹⁾ Other resistance, tolerance and B-values available on request

APPLICATIONS

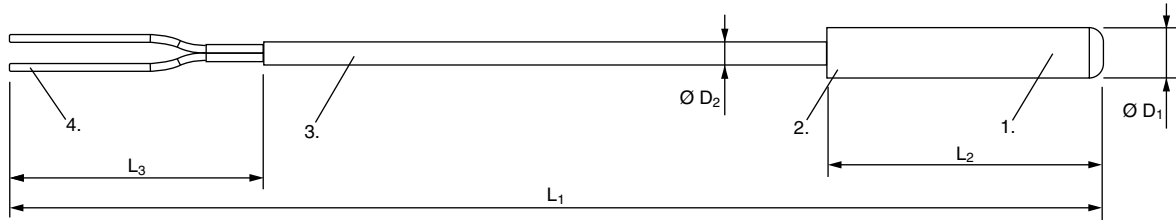
Temperature measurement, sensing and control:

- White goods
- Refrigerators
- Freezers, deep-freezers
- Ice cube makers
- Counter drinks coolers
- Backbar and catering coolers
- Display fridges
- Wine coolers

ELECTRICAL DATA AND ORDERING INFORMATION										
R ₂₅ (Ω)	R ₂₅ -TOL. (%)	B _{25/85} (K)	B _{25/85} -TOL. (%)	CAP. DIA. Ø D ₁ (mm)	CAP. LENGTH L ₂ (mm)	CABLE INSULATION	CABLE LENGTH L ₁ (mm)	US	CONNECTOR	SAP MATERIAL AND ORDERING NUMBER
10 000	± 2	3984	± 0.5	7	25	Single	300	-	-	NTCACAPE3C90193
10 000	± 2	3984	± 0.5	7	25	Double	500	-	-	NTCACAPE3C90144
2700	± 2	3984	± 0.5	7	25	Double	500	UL	-	NTCACAPE3C90066
5000	± 1	3984	± 0.5	8	30	Double	900	-	-	NTCACAPE3C90191
10 000	± 2	3984	± 0.5	9	49	Double	3000	-	-	NTCACAPE3C90065
10 000	± 2	3984	± 0.5	9	49	Double	1250	UL	Rast 2.5 PCB Edge	NTCACAPE3C90125



DIMENSIONS in millimeters



L₁, L₂, D₁: See table Electrical Data
D₂ = 4 mm, L₃ = 50 mm

Notes


- (1) Vishay NTC Thermistor chip with epoxy coatings and special potting resins
- (2) ABS plastic cap of refrigerator white color
- (3) Double insulated cable, cylindrical, PVC/PVC, 2 x 0.35 mm² (AWG#22)
- (4) Conductors' end insulation non stripped

MOUNTING

The plastic housing can be inserted in a pocket inside the refrigerator cabinet.
The plastic housing can be assembled with the refrigerator cabinet backside, with the help of adhesive tape, then foamed.
The plastic housing can be inserted on a pipe welded on the evaporator tube.
The plastic housing can be clamped on the evaporator tube with the help of a clip.
Suitable for PCB Edge connection, or plugged in a wire-to-wire connector, or assembled in a terminal block.

DESIGN-IN SUPPORT

- Other Resistance-Temperature curves are available, based on Vishay NTCC100E4 series, or specific customer's curve.
- Other lead length and other standard plastic caps, like Ø 6 mm x 25 mm, Ø 7 mm x 25 mm, Ø 8 mm x 30 mm, Ø 9 mm x 30 mm, Ø 9 mm x 49 mm, 7 mm x 7.5 mm x 25 mm or customer specific sensor shapes, are available on request.
- Single insulated cables and Class I sensors can also be supplied.
- The sensors can be supplied without connector, with end-wire stripped, with crimped connectors, sealed connectors, or insulation displacement connectors (e.g. rast 2.5 mm). Consult Vishay for the list of available connectors.
- Several sensors can be grouped on the same connector, with the same or different shape.
- Additional features, like connection to the door switch, can also be included on the grouping connector.
- Visual aids, like cable jacket colors or position markers can be added to optimize customer's assembling process.
- The cable harness associated with the sensor can be provided as a total solution.



DESIGNERS TOOLS

- 3D solid models: www.vishay.com/doc?29146
- NTC curve computation: www.vishay.com/thermistors/ntc-curve-list/



Disclaimer

ALL PRODUCT, PRODUCT SPECIFICATIONS AND DATA ARE SUBJECT TO CHANGE WITHOUT NOTICE TO IMPROVE RELIABILITY, FUNCTION OR DESIGN OR OTHERWISE.

Vishay Intertechnology, Inc., its affiliates, agents, and employees, and all persons acting on its or their behalf (collectively, "Vishay"), disclaim any and all liability for any errors, inaccuracies or incompleteness contained in any datasheet or in any other disclosure relating to any product.

Vishay makes no warranty, representation or guarantee regarding the suitability of the products for any particular purpose or the continuing production of any product. To the maximum extent permitted by applicable law, Vishay disclaims (i) any and all liability arising out of the application or use of any product, (ii) any and all liability, including without limitation special, consequential or incidental damages, and (iii) any and all implied warranties, including warranties of fitness for particular purpose, non-infringement and merchantability.

Statements regarding the suitability of products for certain types of applications are based on Vishay's knowledge of typical requirements that are often placed on Vishay products in generic applications. Such statements are not binding statements about the suitability of products for a particular application. It is the customer's responsibility to validate that a particular product with the properties described in the product specification is suitable for use in a particular application. Parameters provided in datasheets and / or specifications may vary in different applications and performance may vary over time. All operating parameters, including typical parameters, must be validated for each customer application by the customer's technical experts. Product specifications do not expand or otherwise modify Vishay's terms and conditions of purchase, including but not limited to the warranty expressed therein.

Hyperlinks included in this datasheet may direct users to third-party websites. These links are provided as a convenience and for informational purposes only. Inclusion of these hyperlinks does not constitute an endorsement or an approval by Vishay of any of the products, services or opinions of the corporation, organization or individual associated with the third-party website. Vishay disclaims any and all liability and bears no responsibility for the accuracy, legality or content of the third-party website or for that of subsequent links.

Except as expressly indicated in writing, Vishay products are not designed for use in medical, life-saving, or life-sustaining applications or for any other application in which the failure of the Vishay product could result in personal injury or death. Customers using or selling Vishay products not expressly indicated for use in such applications do so at their own risk. Please contact authorized Vishay personnel to obtain written terms and conditions regarding products designed for such applications.

No license, express or implied, by estoppel or otherwise, to any intellectual property rights is granted by this document or by any conduct of Vishay. Product names and markings noted herein may be trademarks of their respective owners.