



K...H Sample Kit

High Operating Temperature Radial Leaded Multilayer Ceramic Capacitors for Automotive Applications, 50 V_{DC}, 100 V_{DC}, 200 V_{DC}



The sample kit contains a total of 24 different K...H series capacitors, which differ in voltage, capacitance value, and dielectric, 10 pieces each.

FEATURES

- AEC-Q200 qualified with PPAP available
- High reliability MLCC insert with wet build process
- High operating temperature up to 175 °C
- High capacitance with small size
- Radial mounting style
- Crimp and straight leadstyles
- Material categorization: for definitions of compliance please see www.vishay.com/doc?99912



SPECIFICATIONS	
Part number	HOTC-KIT-KH
Capacitors type	Radial leaded multilayer ceramic capacitor for automotive applications
Temperature coefficient	Refer to specified ceramic type
Tolerance	5 %, 10 %, 20 %
Capacitance range	Refer to below table
Operating temperature range	-55 °C to +175 °C (voltage derating above 150 °C)
Number of capacitors	24

Note

- The products are specified by the underlying datasheet “K...H Series” in its latest edition at www.vishay.com/doc?45211

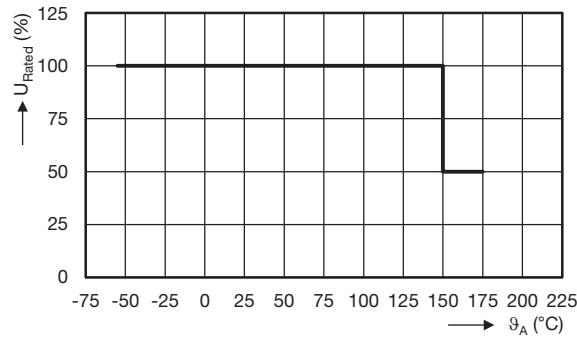
CAPACITANCE VALUE LIST					
PART NUMBER	CAPACITANCE (pF)	VOLTAGE (V)	TOLERANCE (%)	DIELECTRIC	LEAD SPACING (mm)
K101J15C0GF53H5H	100	50	± 5	C0G	5
K471J15C0GF53H5H	470	50	± 5	C0G	5
K102J15C0GF53H5H	1000	50	± 5	C0G	5
K472J20C0GF63H5H	4700	50	± 5	C0G	5
K123J20C0GF63H5H	12 000	50	± 5	C0G	5
K101J15C0GH53H5H	100	100	± 5	C0G	5
K471J15C0GH53H5H	470	100	± 5	C0G	5
K102J15C0GH53H5H	1000	100	± 5	C0G	5
K472J20C0GH63H5H	4700	100	± 5	C0G	5
K101J15C0GK53H5H	100	200	± 5	C0G	5
K471J15C0GK53H5H	470	200	± 5	C0G	5
K102J15C0GK53H5H	1000	200	± 5	C0G	5
K472J20C0GK63H5H	4700	200	± 5	C0G	5
K822J20C0GK63H5H	8200	200	± 5	C0G	5
K473K15X0UF53H5H	47 000	50	± 10	X0U	5
K104K15X0UF53H5H	100 000	50	± 10	X0U	5
K474K20X0UF63H5H	470 000	50	± 10	X0U	5
K105K20X0UF63H5H	1 000 000	50	± 10	X0U	5
K103K15X0UH53H5H	10 000	100	± 10	X0U	5
K473K15X0UH53H5H	47 000	100	± 10	X0U	5
K104K15X0UH53H5H	100 000	100	± 10	X0U	5
K474K20X0UH63H5H	470 000	100	± 10	X0U	5
K104K20X0UK63H5H	100 000	200	± 10	X0U	5
K184K20X0UK63H5H	180 000	200	± 10	X0U	5

Note

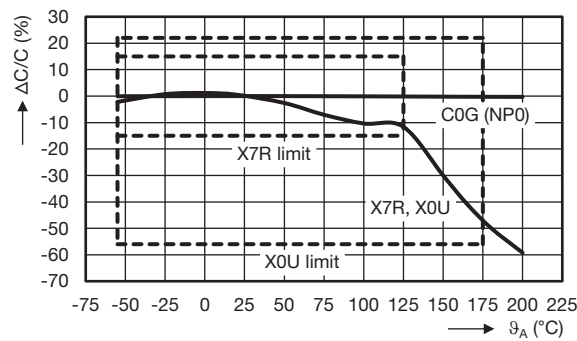
- The product can be ordered using the PART NUMBER



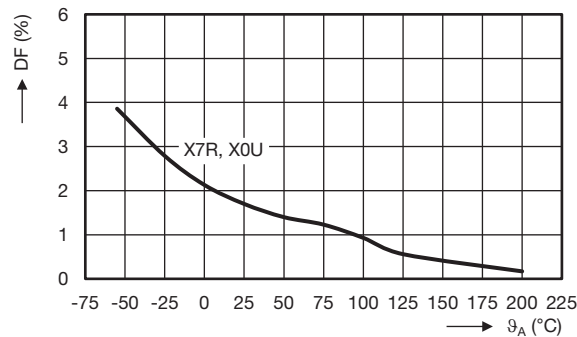
RATED VOLTAGE VS. TEMPERATURE (Typical)



CAPACITANCE CHANGE VS. TEMPERATURE (Typical)



DISSIPATION FACTOR VS. TEMPERATURE (Typical)



INSULATION RESISTANCE VS. TEMPERATURE (Typical)

