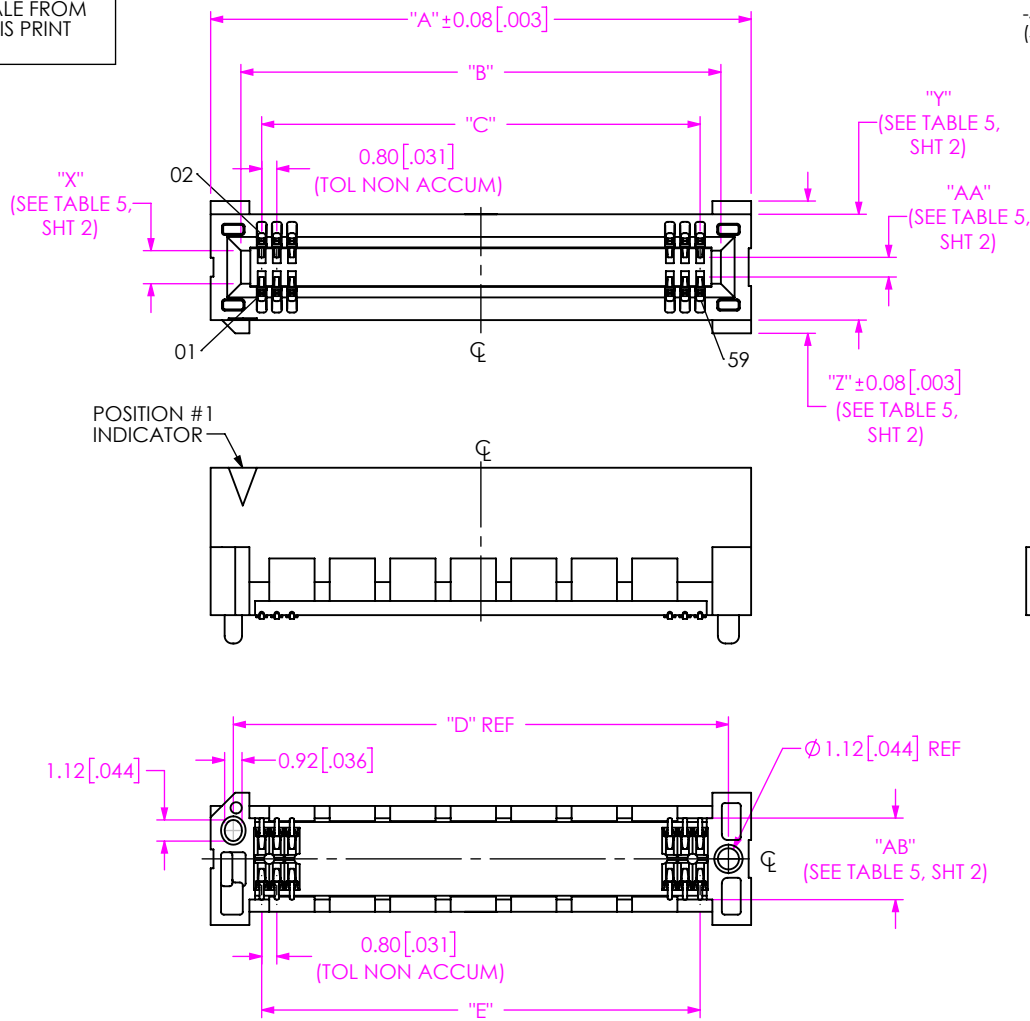


**DESIGNED AND DIMENSIONED IN MILLIMETERS[INCHES]  
ALL DIMENSIONS REFERENCE EXCEPT AS SHOWN**

DO NOT SCALE FROM THIS PRINT



**FIG 1**  
FOR POSITIONS -10, -20 & -30  
HTEC8-130-01-X-DV-A SHOWN  
(SOME FEATURES NOT SHOWN FOR CLARITY)

**HTEC8-1XXX-XX-X-DV-XX-X-XX**

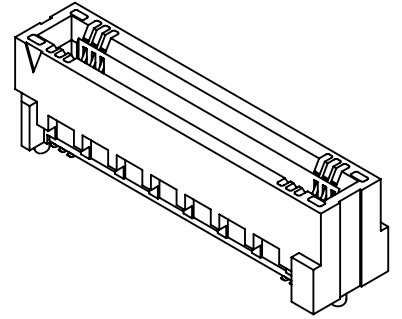
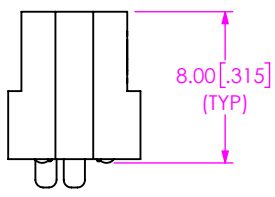
**No OF POSITIONS (PER ROW)**  
-10, -20, -30 (SEE FIG 1)  
\*\*-09, \*\*-13, -25, \*\*-37, -40, \*\*-49,  
-50, -60, -70, -80, \*\*-90, -100  
(SEE FIG 2, SHT 2)

**CARD THICKNESS**  
(SEE TABLE 5, SHT 2)  
-01: 1.57 mm CARD  
\* -03: 2.36 mm CARD

**PLATING SPECIFICATION**  
-L: 10µ" LIGHT SELECTIVE GOLD IN CONTACT AREA, MATTE TIN ON TAIL  
-S: 30µ" SELECTIVE GOLD IN CONTACT AREA, MATTE TIN ON TAIL

**ROW SPECIFICATION**  
-DV: DOUBLE VERTICAL

(\* = NOT TOOLED)  
(\*\* = ONLY AVAILABLE WITH -BL OPTION)



**PACKAGING**  
BLANK: TRAY (SEE NOTES 2 & 7)  
-TR: TAPE & REEL (SEE NOTES 7 & 9)  
(-09 THRU -70 POS ONLY)  
-FR: FULL REEL QTY TAPE & REEL  
(SEE NOTES 7 & 9)  
(-09 THRU -70 POS ONLY)

**PICK & PLACE OPTION**  
-K: POLYAMIDE FILM  
(SEE FIG 3, SHT 2)

**OPTIONS**  
BLANK: NO ALIGNMENT PIN  
(USE HTEC8-XXX-01-DV, ONLY AVAILABLE FOR -01 CARD THICKNESS)  
-A: ALIGNMENT PIN  
(USE HTEC8-XXX-XX-DV-A)  
-WT: WELD TAB (SEE FIG 4, SHT 3)  
(-A OPTION ONLY)  
-BL: BOARD LOCK (SEE FIG 5, SHT 4)  
(-A OPTION ONLY)

| No OF POS     | COPLANARITY   |
|---------------|---------------|
| -09 THRU -60  | 0.102 [0.004] |
| -70 THRU -100 | 0.127 [0.005] |

| No OF POSITIONS | "A"           | "B"            | "C"            | "D"           | "E"           |
|-----------------|---------------|----------------|----------------|---------------|---------------|
| -10             | 12.60 [0.496] | 9.40 [0.370]   | 7.20 [0.283]   | 10.20 [0.402] | 7.20 [0.283]  |
| -20             | 20.60 [0.811] | 17.40 [0.685]  | 15.20 [0.598]  | 18.20 [0.717] | 15.20 [0.598] |
| -30             | 28.60 [1.126] | 25.400 [1.000] | 23.200 [0.913] | 26.20 [1.031] | 23.20 [0.913] |

- NOTES:
1. MINIMUM PUSHOUT FORCE FOR SIGNALS AND SHIELD: 2.22N [0.5 LB].
  2. TRAYS ARE STANDARD PACKAGING.
  3. NOTE DELETED.
  4. K-DOT PROVIDED AS STANDARD.
  5. MATING EDGE CARD THICKNESS TOLERANCE TO BE  $\pm 10\%$  OF NOMINAL.
  6. MATING CARD MUST HAVE LEAD-IN. SEE SAMTEC FOOTPRINT FOR SPECIFICATIONS.
  7. ORDERS WILL BE PACKAGED ACCORDING TO THE SAMTEC PACKAGING EFFICIENCY STANDARDS (SPES) FOUND ON WWW.SAMTEC.COM.
  8. NOTE DELETED.
  9. ATTACH LABEL -4X2 TO EACH REEL.

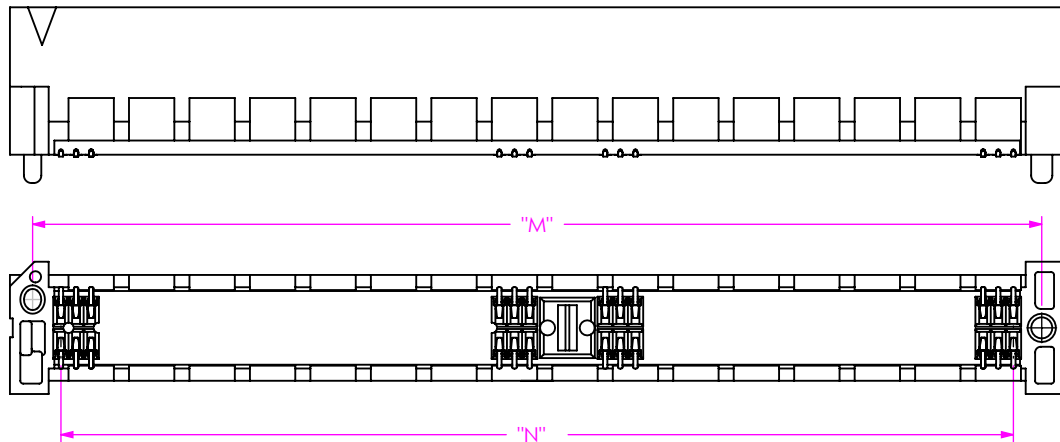
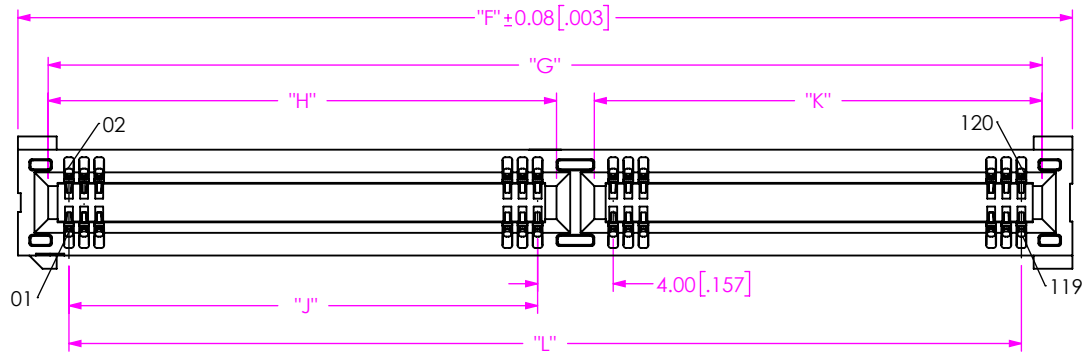
**PROPRIETARY NOTE**  
THIS DOCUMENT CONTAINS CONFIDENTIAL AND PROPRIETARY INFORMATION AND ALL DESIGN, MANUFACTURING, REPRODUCTION, USE, PATENT RIGHTS AND SALES RIGHTS ARE EXPRESSLY RESERVED BY SAMTEC, INC. THIS DOCUMENT SHALL NOT BE DISCLOSED, IN WHOLE OR PART, TO ANY UNAUTHORIZED PERSON OR ENTITY NOR REPRODUCED, TRANSFERRED OR INCORPORATED IN ANY OTHER PROJECT IN ANY MANNER WITHOUT THE EXPRESS WRITTEN CONSENT OF SAMTEC, INC.

DO NOT SCALE DRAWING  
SHEET SCALE: 2.5:1

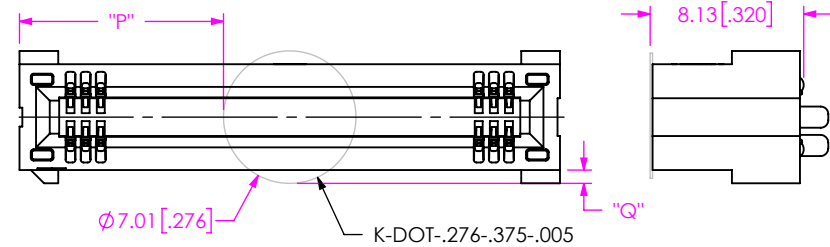
MATERIAL:  
INSULATOR: LCP  
COLOR: 01 CARD THICKNESS BLACK,  
\* 03 CARD THICKNESS NATURAL  
CONTACT: COPPER ALLOY

**samtec**  
520 PARK EAST BLVD, NEW ALBANY, IN 47150  
PHONE: 812-944-6733 FAX: 812-948-5047  
e-Mail info@SAMTEC.com code 53322

DESCRIPTION:  
**0.8mm HIGH SPEED EDGE CARD ASSEMBLY**  
DWG. NO.  
**HTEC8-1XXX-XX-X-DV-XX-X-XX**



**FIG 2**  
 FOR POSITIONS -09, -13, -25, -37,  
 -40, -49, -50, -60, -70, -80, -90, -100  
 HTEC8-160-01-X-DV-A SHOWN  
 (DIFFERENT AS SHOWN, OTHERWISE SAME AS FIG 1)  
 (SOME FEATURES NOT SHOWN FOR CLARITY)



**FIG 3**  
 -K OPTION  
 (SOME FEATURES NOT SHOWN FOR CLARITY)

| OPTION 2 | No OF POS                         | "P"                         |
|----------|-----------------------------------|-----------------------------|
| NONE     | -10 THRU -30                      | (( "A" - 7.01 [.276] ) / 2) |
|          | -09, -13, -25, -37, -40 THRU -100 | (( "F" - 7.01 [.276] ) / 2) |
| -WT      | -10 THRU -30                      | (( "S" - 7.01 [.276] ) / 2) |
|          | -13, -25, -37, -40 THRU -100      |                             |
| -BL      | -10 THRU -30                      | (( "U" - 7.01 [.276] ) / 2) |
|          | -09, -13, -25, -37, -40 THRU -100 |                             |
| -L       | -13, -25, -37 & -49               | (( "V" - 7.01 [.276] ) / 2) |

| CARD THICKNESS | "Q"         | "X"         | "Y"         | "Z"         | "AA"        | "AB"        |
|----------------|-------------|-------------|-------------|-------------|-------------|-------------|
| -01            | 0.71 [.028] | 1.75 [.069] | 5.60 [.220] | 7.00 [.276] | 1.04 [.041] | 4.32 [.170] |
| -03            | 0.31 [.012] | 2.54 [.100] | 6.39 [.252] | 7.79 [.307] | 1.83 [.072] | 5.11 [.201] |

| No OF POSITIONS | "F"           | "G"             | "H"             | "J"           | "K"           | "L"           | "M"           | "N"           |
|-----------------|---------------|-----------------|-----------------|---------------|---------------|---------------|---------------|---------------|
| -09             | 15.00 [.591]  | 11.800 [.4646]  | 4.500 [.1772]   | 2.400 [.094]  | 5.30 [.209]   | 9.60 [.378]   | 12.60 [.496]  | 9.60 [.378]   |
| -13             | 18.20 [.717]  | 15.000 [.5906]  | 6.100 [.2402]   | 4.000 [.157]  | 6.90 [.272]   | 12.80 [.504]  | 15.80 [.622]  | 12.80 [.504]  |
| -25             | 27.80 [1.094] | 24.600 [.9685]  | 6.100 [.2402]   | 4.000 [.157]  | 16.50 [.650]  | 22.40 [.882]  | 25.40 [1.000] | 22.40 [.882]  |
| -37             | 37.40 [1.472] | 34.200 [1.3465] | 18.100 [.7126]  | 16.000 [.630] | 14.10 [.555]  | 32.00 [1.260] | 35.00 [1.378] | 32.00 [1.260] |
| -40             | 39.80 [1.567] | 36.600 [1.4409] | 18.900 [.7441]  | 16.800 [.661] | 15.70 [.618]  | 34.40 [1.354] | 37.40 [1.472] | 34.40 [1.354] |
| -49             | 47.00 [1.850] | 43.800 [1.7244] | 22.900 [.9016]  | 20.800 [.819] | 18.90 [.744]  | 41.60 [1.638] | 44.60 [1.756] | 41.60 [1.638] |
| -50             | 47.80 [1.882] | 44.600 [1.7559] | 22.900 [.9016]  | 20.800 [.819] | 19.70 [.776]  | 42.40 [1.669] | 45.40 [1.787] | 42.40 [1.669] |
| -60             | 55.80 [2.197] | 52.600 [2.0709] | 26.900 [1.0591] | 24.800 [.976] | 23.70 [.933]  | 50.40 [1.984] | 53.40 [2.102] | 50.40 [1.984] |
| -70             | 63.80 [2.512] | 60.600 [2.3858] | 26.900 [1.0591] | 24.800 [.976] | 31.70 [1.248] | 58.40 [2.299] | 61.40 [2.417] | 58.40 [2.299] |
| -80             | 71.80 [2.827] | 68.600 [2.7008] | 26.900 [1.0591] | 24.800 [.976] | 39.70 [1.563] | 66.40 [2.614] | 69.40 [2.732] | 66.40 [2.614] |
| -90             | 79.80 [3.142] | 76.600 [3.0157] | 26.900 [1.0591] | 24.800 [.976] | 47.70 [1.878] | 74.40 [2.929] | 77.40 [3.047] | 74.40 [2.929] |
| -100            | 87.80 [3.457] | 84.600 [3.3307] | 26.900 [1.0591] | 24.800 [.976] | 55.70 [2.193] | 82.40 [3.244] | 85.40 [3.362] | 82.40 [3.244] |

F:\DWG\MISC\MKTG\HTEC8-1XXX-XX-X-DV-XX-X-MKT.SLDRW

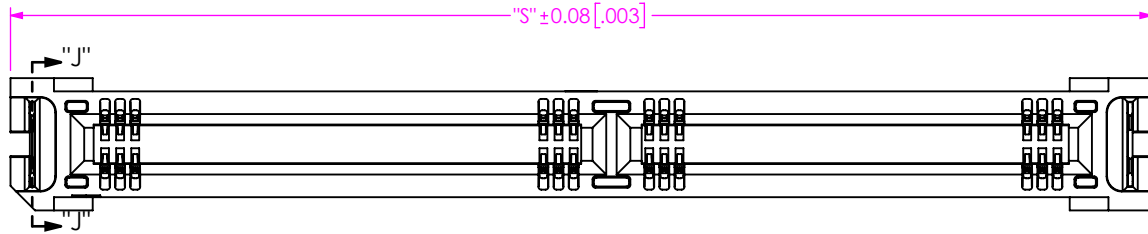
**PROPRIETARY NOTE**  
 THIS DOCUMENT CONTAINS CONFIDENTIAL AND PROPRIETARY INFORMATION AND ALL DESIGN, MANUFACTURING, REPRODUCTION, USE, PATENT RIGHTS AND SALES RIGHTS ARE EXPRESSLY RESERVED BY SAMTEC, INC. THIS DOCUMENT SHALL NOT BE DISCLOSED, IN WHOLE OR PART, TO ANY UNAUTHORIZED PERSON OR ENTITY NOR REPRODUCED, TRANSFERRED OR INCORPORATED IN ANY OTHER PROJECT IN ANY MANNER WITHOUT THE EXPRESS WRITTEN CONSENT OF SAMTEC, INC.

DO NOT SCALE DRAWING  
 SHEET SCALE: 2:5:1



520 PARK EAST BLVD, NEW ALBANY, IN 47150  
 PHONE: 812-944-6733 FAX: 812-948-5047  
 e-Mail: info@SAMTEC.com code 55322

DESCRIPTION:  
**0.8mm HIGH SPEED EDGE CARD ASSEMBLY**  
 DWG. NO.  
**HTEC8-1XXX-XX-X-DV-XX-X-XX**  
 BY: JERRY SU 08/11/2018 SHEET 2 OF 4



| TABLE 6   |               |               |
|-----------|---------------|---------------|
| No OF POS | "S"           | "T"           |
| -09       | 19.60 [.772]  | 17.30 [.681]  |
| -10       | 17.20 [.677]  | 14.90 [.587]  |
| -13       | 22.80 [.898]  | 20.50 [.807]  |
| -20       | 25.20 [.992]  | 22.90 [.902]  |
| -25       | 32.40 [1.276] | 30.10 [1.185] |
| -30       | 33.20 [1.307] | 30.90 [1.217] |
| -37       | 42.00 [1.654] | 39.70 [1.563] |
| -40       | 44.40 [1.748] | 42.10 [1.657] |
| -49       | 51.60 [2.031] | 49.30 [1.941] |
| -50       | 52.40 [2.063] | 50.10 [1.972] |
| -60       | 60.40 [2.378] | 58.10 [2.287] |
| -70       | 68.40 [2.693] | 66.10 [2.602] |
| -80       | 76.40 [3.008] | 74.10 [2.917] |
| -90       | 84.40 [3.323] | 82.10 [3.232] |
| -100      | 92.40 [3.638] | 90.10 [3.547] |

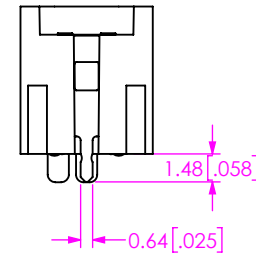
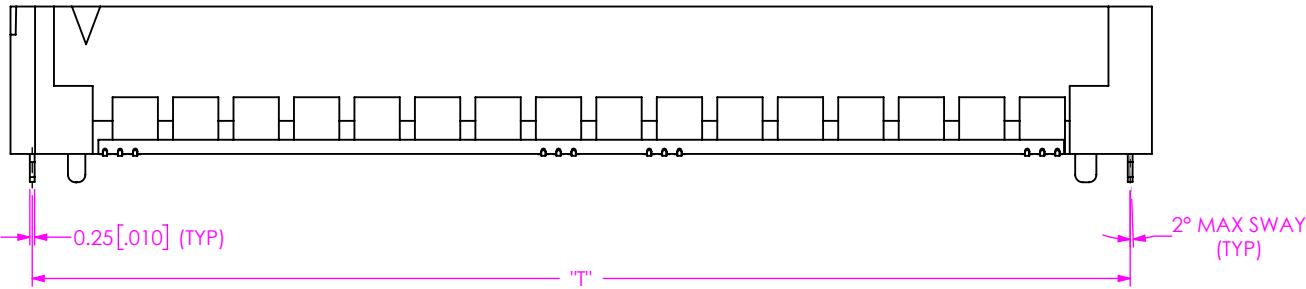


FIG 4  
 -WT: WELD TAB OPTION  
 HTEC8-160-01-X-DV-A-WT SHOWN  
 AVAILABLE IN ALL POSITIONS  
 (-A OPTION REQUIRED)  
 (DIFFERENT AS SHOWN, OTHERWISE SAME AS FIG 2)  
 (SOME FEATURES NOT SHOWN FOR CLARITY)

**PROPRIETARY NOTE**  
 THIS DOCUMENT CONTAINS CONFIDENTIAL AND PROPRIETARY INFORMATION AND ALL DESIGN, MANUFACTURING, REPRODUCTION, USE, PATENT RIGHTS AND SALES RIGHTS ARE EXPRESSLY RESERVED BY SAMTEC, INC. THIS DOCUMENT SHALL NOT BE DISCLOSED, IN WHOLE OR PART, TO ANY UNAUTHORIZED PERSON OR ENTITY NOR REPRODUCED, TRANSFERRED OR INCORPORATED IN ANY OTHER PROJECT IN ANY MANNER WITHOUT THE EXPRESS WRITTEN CONSENT OF SAMTEC, INC.



520 PARK EAST BLVD, NEW ALBANY, IN 47150  
 PHONE: 812-944-6733 FAX: 812-948-5047  
 e-Mail info@SAMTEC.com code 55322

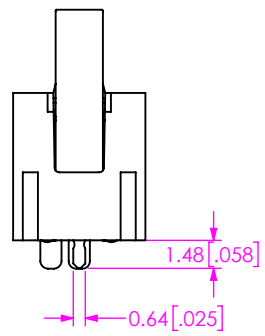
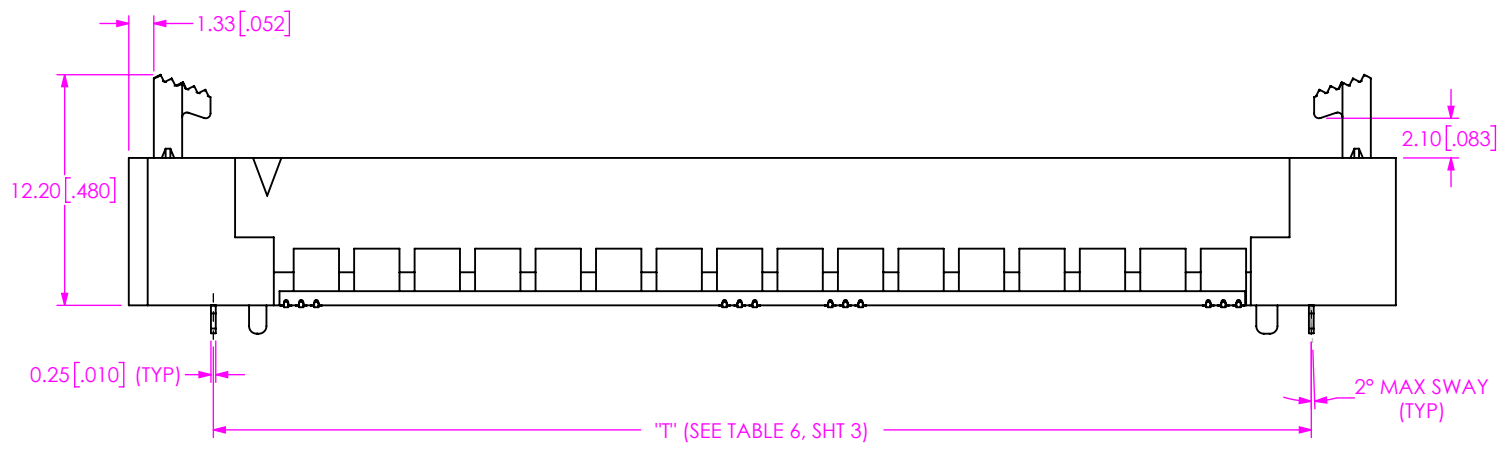
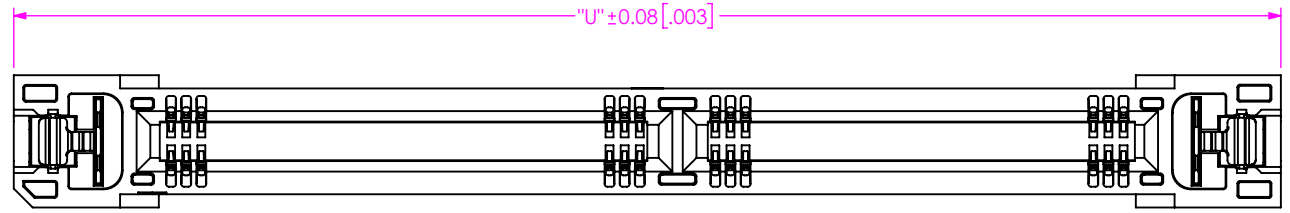
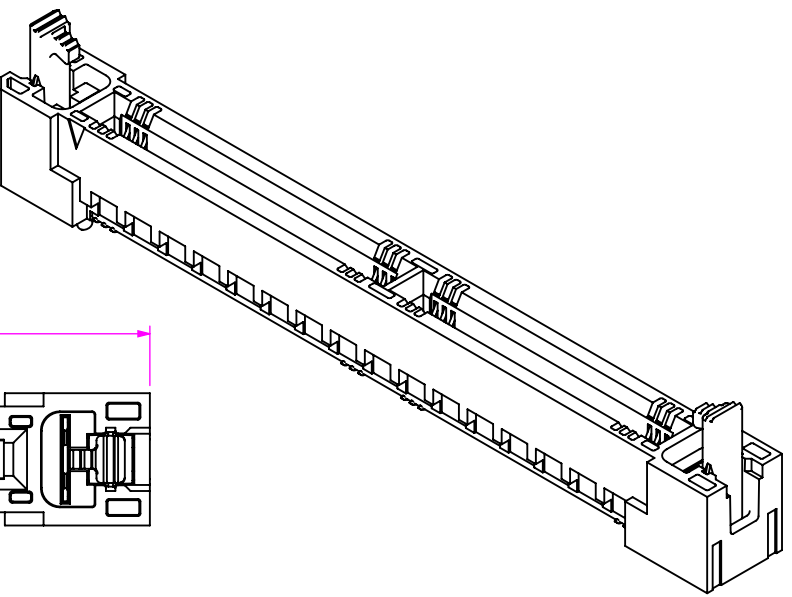
DO NOT SCALE DRAWING

SHEET SCALE: 2.5:1

DESCRIPTION:  
 0.8mm HIGH SPEED EDGE CARD ASSEMBLY

DWG. NO.  
 HTEC8-1XXX-XX-X-DV-XX-X-XX

BY: JERRY SU 08/11/2018 SHEET 3 OF 4



| No OF POS | "U"   |         |
|-----------|-------|---------|
| -09       | 26.25 | [1.033] |
| -10       | 23.85 | [.939]  |
| -13       | 29.45 | [1.159] |
| -20       | 31.85 | [1.254] |
| -25       | 39.05 | [1.537] |
| -30       | 39.85 | [1.569] |
| -37       | 48.65 | [1.915] |
| -40       | 51.05 | [2.010] |
| -49       | 58.25 | [2.293] |
| -50       | 59.05 | [2.325] |
| -60       | 67.05 | [2.640] |
| -70       | 75.05 | [2.955] |
| -80       | 83.05 | [3.270] |
| -90       | 91.05 | [3.585] |
| -100      | 99.05 | [3.900] |

**FIG 5**  
 -BL: BOARD LOCK OPTION  
 HTEC8-160-01-X-DV-A-BL SHOWN  
 (FOR -09, -13, -25, -37, -40, -49, -50, -60, -70, -80, -90 & -100 POSITIONS  
 DIFFERENT AS SHOWN, OTHERWISE SAME AS FIG 2)  
 (FOR -10, -20 & -30 POSITIONS DIFFERENT AS SHOWN,  
 OTHERWISE SAME AS FIG 1)  
 (SOME FEATURES NOT SHOWN FOR CLARITY)  
 (AVAILABLE IN ALL POSITIONS)

**PROPRIETARY NOTE**  
 THIS DOCUMENT CONTAINS CONFIDENTIAL AND PROPRIETARY INFORMATION AND ALL DESIGN, MANUFACTURING, REPRODUCTION, USE, PATENT RIGHTS AND SALES RIGHTS ARE EXPRESSLY RESERVED BY SAMTEC, INC. THIS DOCUMENT SHALL NOT BE DISCLOSED, IN WHOLE OR PART, TO ANY UNAUTHORIZED PERSON OR ENTITY NOR REPRODUCED, TRANSFERRED OR INCORPORATED IN ANY OTHER PROJECT IN ANY MANNER WITHOUT THE EXPRESS WRITTEN CONSENT OF SAMTEC, INC.

**samtec**  
 520 PARK EAST BLVD, NEW ALBANY, IN 47150  
 PHONE: 812-944-6733 FAX: 812-948-5047  
 e-Mail info@SAMTEC.com code 55322

DO NOT SCALE DRAWING  
 SHEET SCALE: 2.5:1

DESCRIPTION:  
**0.8mm HIGH SPEED EDGE CARD ASSEMBLY**  
 DWG. NO.  
**HTEC8-1XXX-XX-X-DV-XX-X-XX**  
 BY: JERRY SU 08/11/2018 SHEET 4 OF 4