



MODEL: HSE-B20X | **DESCRIPTION:** HEAT SINK

FEATURES

- TO-220 package
- placement pins for secure PCB attachment
- round hole for component attachment
- multiple available cut lengths



MODEL

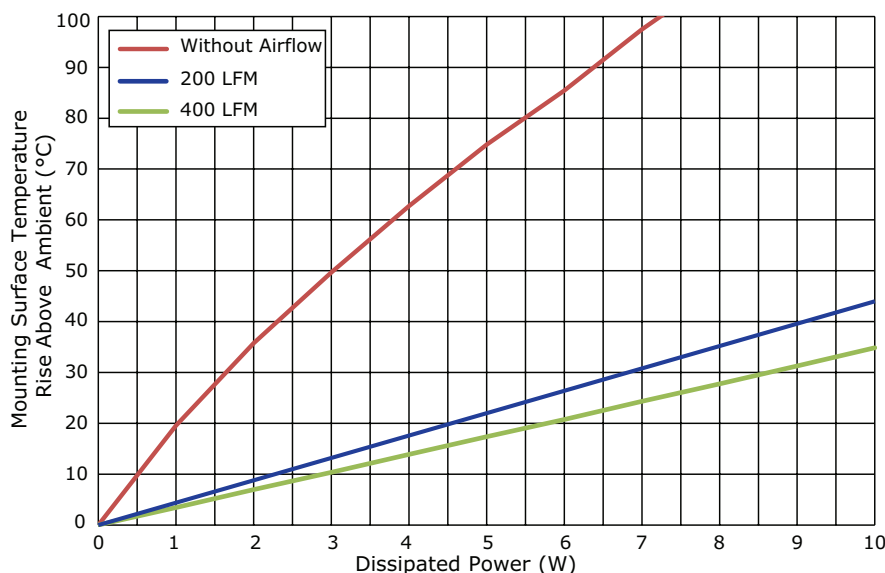
	length [mm]	thermal resistance ¹				power dissipation ¹ @ 75°C ΔT, nat conv [W]
		@ 75°C ΔT, nat conv [°C/W]	@ 1 W, nat conv [°C/W]	@ 1 W, 200 LFM [°C/W]	@ 1 W, 400 LFM [°C/W]	
HSE-B20250-040H	25	15.00	19.57	4.28	3.44	5.00
HSE-B20270-040H	27	12.50	17.29	3.64	2.82	6.00
HSE-B20380-040H	38	10.14	13.19	3.94	2.44	7.40
HSE-B20500-040H	50	8.43	11.17	4.85	3.17	8.90
HSE-B20630-040H	63	7.81	11.54	3.73	2.31	9.60

Note: 1. See performance curves for full thermal resistance details.
2. Custom cut to length options available. Thermal data not available on custom lengths.

PERFORMANCE CURVES

HSE-B20250-040H

Power [W]	Heatsink Temperature Rise Above Ambient [ΔT = T _{hs} - T _a] [°C]		
	Natural Conv.	200 LFM	400 LFM
0	0	0	0
1	19.57	4.28	3.44
2	35.77	8.76	6.98
3	49.68	13.06	10.36
4	62.71	17.44	13.88
5	74.79	21.93	17.35
6	85.46	26.39	20.74
7	97.48	30.77	24.33
8	108.09	35.20	27.77
9	117.16	39.64	31.31
10	127.50	43.98	34.86



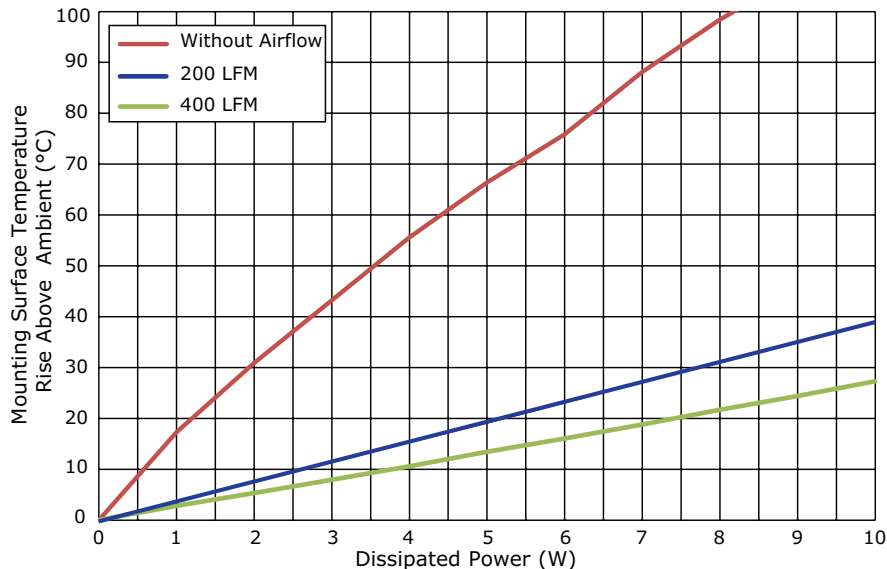
T_{hs}: "hot spot" temperature measured on the heatsink
T_a: ambient temperature

PERFORMANCE CURVES (CONTINUED)

HSE-B20270-040H

Power [W]	Heatsink Temperature Rise Above Ambient ($\Delta T = T_{hs} - T_a$) [°C]		
	Natural Conv.	200 LFM	400 LFM
0	0	0	0
1	17.29	3.64	2.82
2	30.91	7.46	5.30
3	43.23	11.24	7.93
4	55.60	15.12	10.61
5	66.37	18.95	13.43
6	75.86	22.92	16.06
7	88.12	27.03	18.81
8	98.44	30.78	21.69
9	107.17	34.75	24.44
10	114.29	38.96	27.31

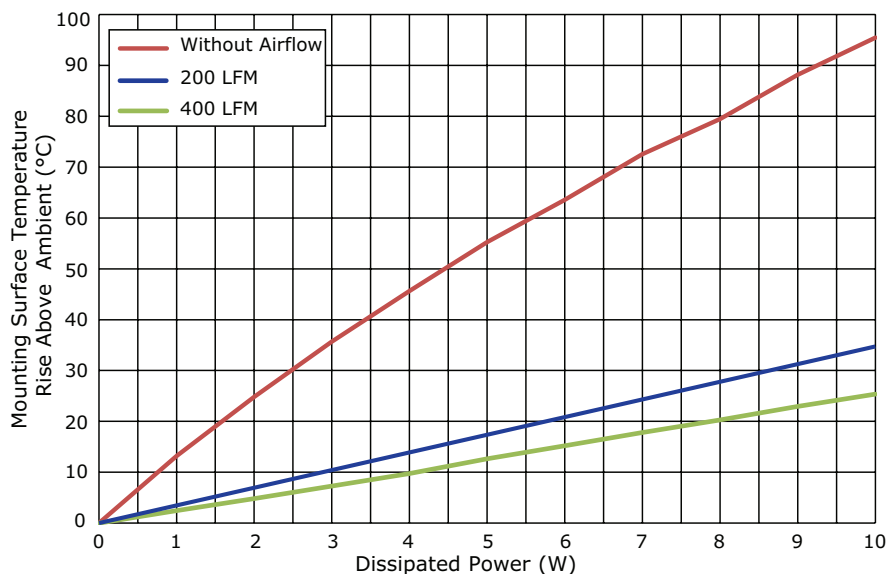
T_{hs}: "hot spot" temperature measured on the heatsink
 T_a: ambient temperature



HSE-B20380-040H

Power [W]	Heatsink Temperature Rise Above Ambient ($\Delta T = T_{hs} - T_a$) [°C]		
	Natural Conv.	200 LFM	400 LFM
0	0	0	0
1	13.19	3.94	2.44
2	24.78	7.39	4.83
3	35.70	10.40	7.28
4	45.65	13.83	9.74
5	55.23	17.18	12.65
6	63.54	20.84	15.21
7	72.54	24.44	17.81
8	79.48	27.50	20.30
9	88.15	31.14	22.93
10	95.46	34.74	25.35

T_{hs}: "hot spot" temperature measured on the heatsink
 T_a: ambient temperature

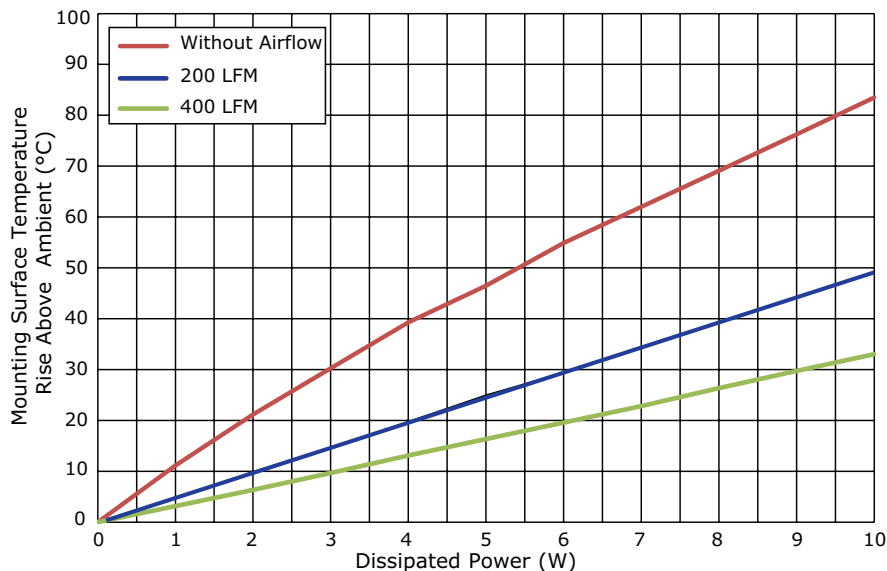


PERFORMANCE CURVES (CONTINUED)

HSE-B20500-040H

Power [W]	Heatsink Temperature Rise Above Ambient ($\Delta T = T_{hs} - T_a$) [°C]		
	Natural Conv.	200 LFM	400 LFM
0	0	0	0
1	11.17	4.85	3.17
2	21.14	10.05	6.33
3	30.25	14.84	9.65
4	39.30	19.90	13.13
5	46.48	25.12	16.36
6	54.89	29.54	19.59
7	62.00	34.62	22.84
8	69.07	39.48	26.34
9	76.23	44.22	29.71
10	83.48	49.11	33.00

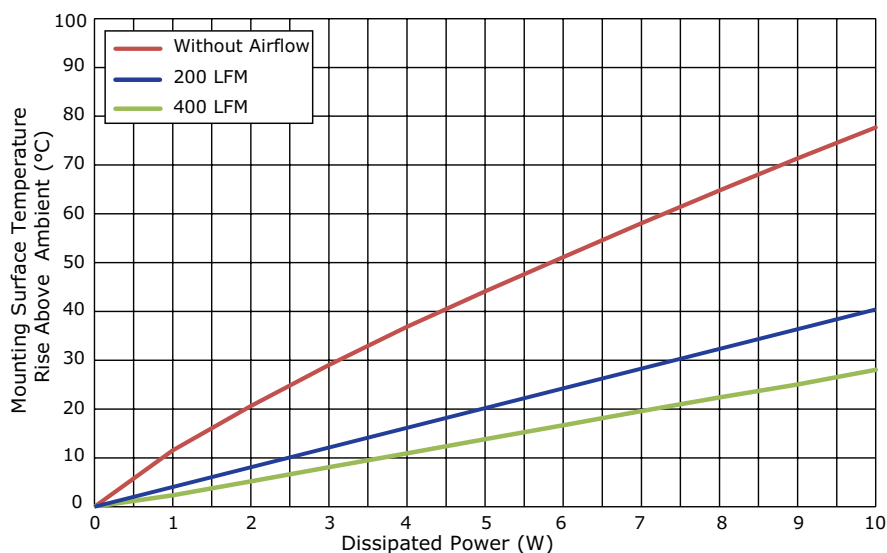
T_{hs}: "hot spot" temperature measured on the heatsink
 T_a: ambient temperature



HSE-B20630-040H

Power [W]	Heatsink Temperature Rise Above Ambient ($\Delta T = T_{hs} - T_a$) [°C]		
	Natural Conv.	200 LFM	400 LFM
0	0	0	0
1	11.54	3.73	2.31
2	20.64	7.85	5.18
3	29.05	11.97	8.07
4	36.88	15.99	10.94
5	44.10	20.26	13.85
6	51.10	24.12	16.67
7	58.10	28.27	19.57
8	64.79	32.25	22.39
9	71.36	36.28	25.03
10	77.70	40.39	28.03

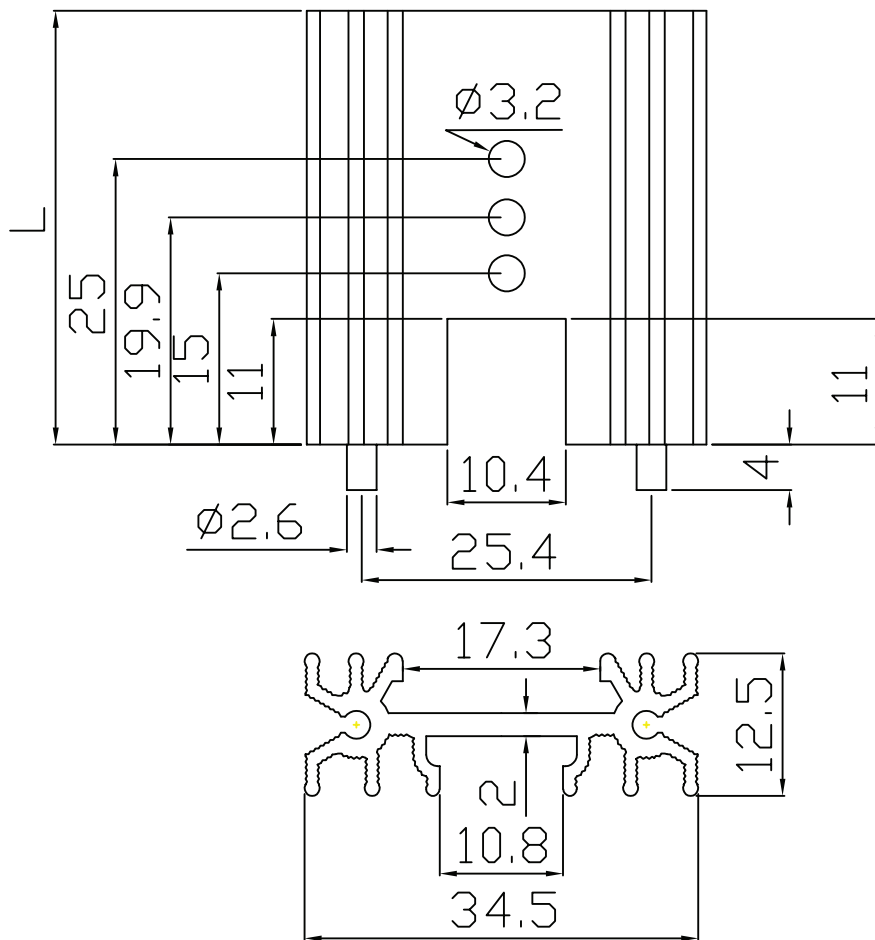
T_{hs}: "hot spot" temperature measured on the heatsink
 T_a: ambient temperature



MECHANICAL DRAWING

units: mm
tolerance: ±0.5 mm

MATERIAL	AL 6063-T5
FINISH	black anodized
PIN MATERIAL	steel
PIN PLATING	tin



MODEL NO.	LENGTH, L [mm]	WEIGHT [g]
HSE-B20250-040H*	25	12
HSE-B20270-040H*	27	13
HSE-B20380-040H	38	15
HSE-B20500-040H	50	22
HSE-B20630-040H	63	24

Note: * Mounting hole not present on 25 & 27 mm length models.

REVISION HISTORY

rev.	description	date
1.0	initial release	05/11/2017
1.01	updated datasheet	09/07/2017
1.02	brand update	02/10/2020
1.03	updated datasheet	04/22/2022
1.04	logo, datasheet style update	08/05/2022

The revision history provided is for informational purposes only and is believed to be accurate.



CUI Devices offers a one (1) year limited warranty. Complete warranty information is listed on our website.

CUI Devices reserves the right to make changes to the product at any time without notice. Information provided by CUI Devices is believed to be accurate and reliable. However, no responsibility is assumed by CUI Devices for its use, nor for any infringements of patents or other rights of third parties which may result from its use.

CUI Devices products are not authorized or warranted for use as critical components in equipment that requires an extremely high level of reliability. A critical component is any component of a life support device or system whose failure to perform can be reasonably expected to cause the failure of the life support device or system, or to affect its safety or effectiveness.

cuidevices.com