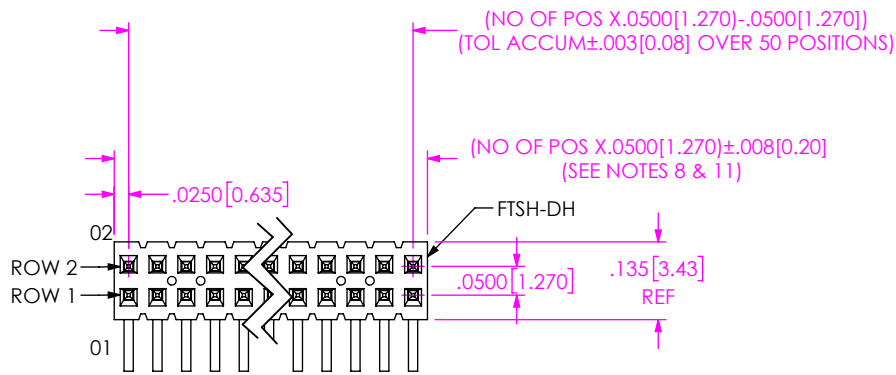


DO NOT SCALE FROM THIS PRINT

FTSH-1XX-XX-XXX-MT-XX



No OF POS PER ROW

-02 THRU -50
(SEE NOTES 2 & 5)

LEAD STYLE

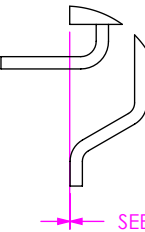
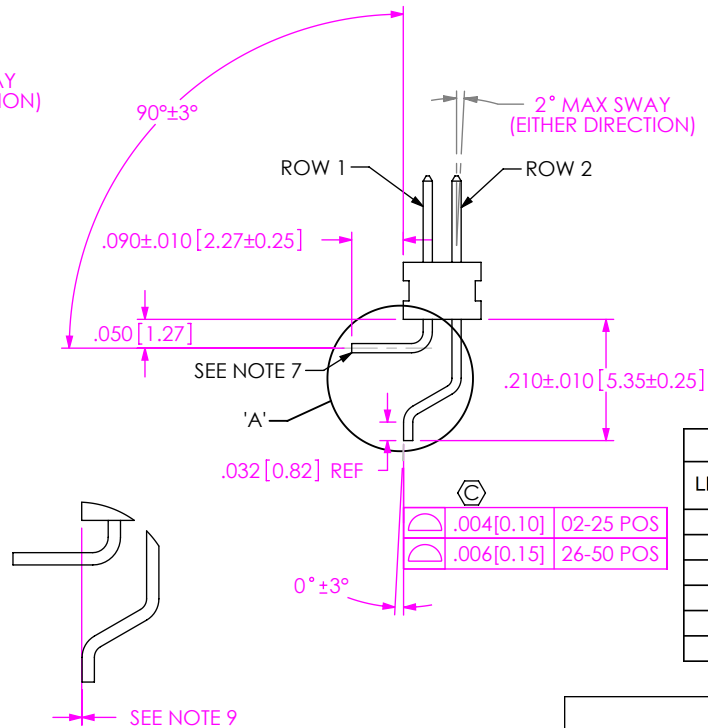
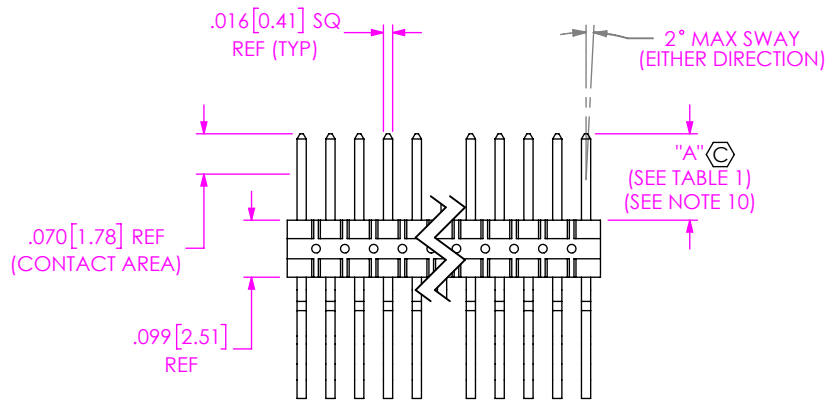
-01: "A"=.120 [3.05]
-02: "A"=.075 [1.91]
-04: "A".150 [3.81]
(SEE TABLE 1 FOR TERMINAL USAGE)

PACKAGING (SEE NOTE 5)
BLANK: TUBES
-TR: TAPE & REEL (SEE NOTES 12 & 13)
-FR: FULL REEL QTY TAPE & REEL
(SEE NOTES 12 & 13)

DOUBLE MIXED TECHNOLOGY

PLATING SPECIFICATION

-L: 10µ" SELECTIVE GOLD IN CONTACT AREA, MATTE TIN ON TAIL
-F: 3µ" SELECTIVE GOLD IN CONTACT AREA, MATTE TIN ON TAIL
-S: 30µ" SELECTIVE GOLD IN CONTACT AREA, MATTE TIN ON TAIL
-H: 30µ" GOLD IN CONTACT AREA, 3µ" GOLD ON TAIL
-SM: 30µ" SELECTIVE GOLD IN CONTACT AREA, MATTE TIN ON TAIL
-LM: 10µ" SELECTIVE GOLD IN CONTACT AREA, MATTE TIN ON TAIL
-FM: 3µ" SELECTIVE GOLD IN CONTACT AREA, MATTE TIN ON TAIL
-TM: MATTE TIN ON CONTACT AND TAIL
-G: 10µ" GOLD IN CONTACT AREA, 3µ" GOLD ON TAIL
-STL: 30µ" SELECTIVE GOLD IN CONTACT AREA, TIN/LEAD (90/10 +/-5%) ON TAIL



DETAIL 'A'
SCALE 4 : 1

LEAD STYLE	No OF POS	PACKAGING
-01	-02 THRU -04	TAPE & REEL
-01	-05 THRU -50	PT-FTSH009-MT
-02	-02 THRU -05	TAPE & REEL
-02	-06 THRU -50	PT-FTSH009-MT
-04	-02 THRU -03	TAPE & REEL
-04	-04 THRU -50	PT-FTSH009-MT

LEAD STYLE	"A"	ROW 1	ROW 2
-01	.120 [3.05]	T-1S15-17-XXX	T-1S15-17-XXX
-02	.075 [1.91]	T-1S15-18-XXX	T-1S15-18-XXX
-04	.150 [3.81]	T-1S15-17-XXX	T-1S15-17-XXX

NOTES:

- TERMINALS TO BE SHEARED TO MEET DIMENSION SPECIFICATION.
- PARTS MAY BE CUT TO POSITION.
- MINIMUM PUSHOUT FORCE: .5 LB
- MAXIMUM TOP / BOTTOM ROW: .004[0.10]
- SEE PACKAGING, TABLE 2.
- © REPRESENTS A CRITICAL DIMENSION.
- MAXIMUM BURR ALLOWED: .002[0.05]
- MAXIMUM CUT FLASH ALLOWED: .015[0.38]
- FIRST AND LAST PIN OF ROW 2 TO BE FLUSH TO .003[0.08] ABOVE OR BELOW LINE MADE BY BODY.
- MAXIMUM HEIGHT VARIATION BETWEEN ROWS: .005[0.13]
- ONLY MEASURE WHEN CUT TO POSITION.
- ORDERS WILL BE PACKAGED ACCORDING TO THE SAMTEC PACKAGING EFFICIENCY STANDARDS (SPES) FOUND ON WWW.SAMTEC.COM.
- ATTACH LABEL TO EACH REEL.

UNLESS OTHERWISE SPECIFIED, DIMENSIONS ARE IN INCHES.
TOLERANCES ARE:
DECIMALS ANGLES
.X: ±.1[2.54]
.XX: ±.01[0.3]
.XXX: ±.005[0.13]
.XXXX: ±.0010[0.025]

PROPRIETARY NOTE
THIS DOCUMENT CONTAINS CONFIDENTIAL AND PROPRIETARY INFORMATION AND ALL DESIGN, MANUFACTURING, REPRODUCTION, USE, PATENT RIGHTS AND SALES RIGHTS ARE EXPRESSLY RESERVED BY SAMTEC, INC. THIS DOCUMENT SHALL NOT BE DISCLOSED, IN WHOLE OR PART, TO ANY UNAUTHORIZED PERSON OR ENTITY NOR REPRODUCED, TRANSFERRED OR INCORPORATED IN ANY OTHER PROJECT IN ANY MANNER WITHOUT THE EXPRESS WRITTEN CONSENT OF SAMTEC, INC.



520 PARK EAST BLVD, NEW ALBANY, IN 47150
PHONE: 812-944-6733 FAX: 812-948-5047
e-Mail: info@SAMTEC.com code: 55322

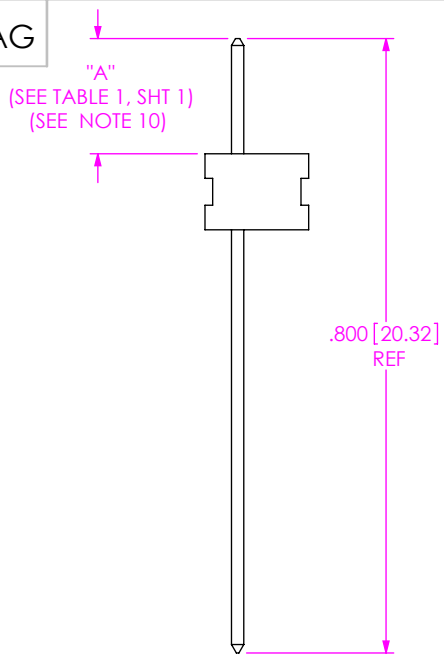
DO NOT SCALE DRAWING

SHEET SCALE: 3:1

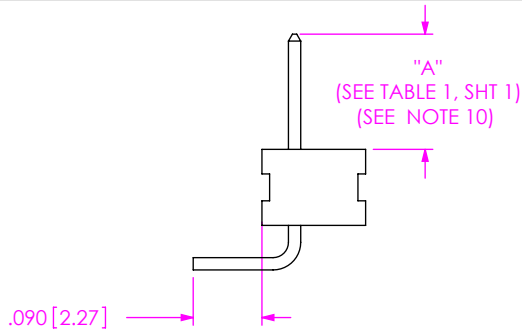
DESCRIPTION:
.050 X.050 DUAL TERMINAL MIXED TECHNOLOGY ASM

DWG. NO. FTSH-1XX-XX-XXX-MT-XX

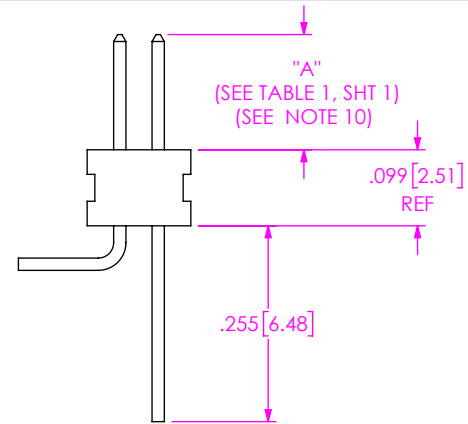
BY: G PURVIS 07/29/1996 SHEET 1 OF 2



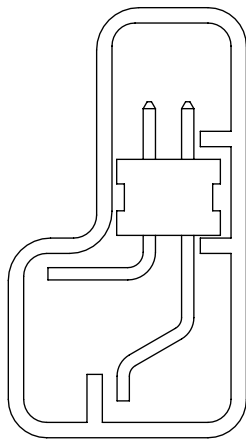
IN PROCESS 1



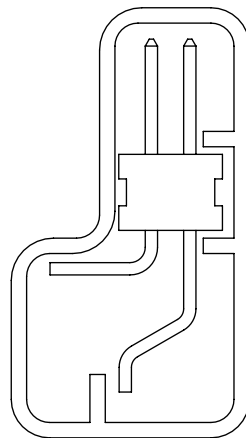
IN PROCESS 2



IN PROCESS 3



LEAD STYLE -01 & -02
TUBE PT-FTSH009-MT
(2) PLUG TP-09



LEAD STYLE -04
TUBE PT-FTSH009-MT
(2) PLUG TP-09

PACKAGING VIEW

• PROPRIETARY NOTE •
THIS DOCUMENT CONTAINS CONFIDENTIAL AND PROPRIETARY INFORMATION AND ALL DESIGN, MANUFACTURING, REPRODUCTION, USE, PATENT RIGHTS AND SALES RIGHTS ARE EXPRESSLY RESERVED BY SAMTEC, INC. THIS DOCUMENT SHALL NOT BE DISCLOSED, IN WHOLE OR PART, TO ANY UNAUTHORIZED PERSON OR ENTITY NOR REPRODUCED, TRANSFERRED OR INCORPORATED IN ANY OTHER PROJECT IN ANY MANNER WITHOUT THE EXPRESS WRITTEN CONSENT OF SAMTEC, INC.



520 PARK EAST BLVD, NEW ALBANY, IN 47150
PHONE: 812-944-6733 FAX: 812-948-5047
e-Mail: info@SAMTEC.com code: 55322

DO NOT SCALE DRAWING

SHEET SCALE: 4:1

DESCRIPTION:
.050 X.050 DUAL TERMINAL MIXED TECHNOLOGY ASM

DWG. NO. FTSH-1XX-XX-XXX-MT-XX

BY: G PURVIS 07/29/1996 SHEET 2 OF 2