

TDK FLASH STORAGE CATALOGUE

No
04



MEDICAL

FA

INFRASTRUCTURE

ENERGY

ICT

LIFE &
ENTERTAINMENT

SMART INFRA : STORAGE

TDK-powered SSD solutions. Excelling anytime, anywhere, at any jobsite.

Manufacturing, transport, IT, financial, medical...

TDK flash storage devices help get the job right, in all domains.

On the land, across the seas, in the skies—24/7. SSD solutions from TDK,
securing your jobsite again, today.

SMART STORAGE, SMART FUTURE

TDK has developed the NAND-type flash memory controllers "GBDriver" series realizing high speed access while securing data reliability. TDK has also developed Solid State Drives (SSDs) combining GBDriver series inside, ideal solution for embedded systems.

CONTENTS


03 07 13

GBDriver

Product Features


Product Lineup

GBDriver



Flash Memory Controller IC GBDriver series



For 3D NAND


Product NAME	HOST INTERFACE	Operating Temperature
GS2  TFBGA 225ball (pitch 0.8mm) Size:13 x 13 x 1.2mm	SATA 1.5Gbps/3.0Gbps/6.0Gbps	-40 to +85°C

SSD controller for 3D NAND : GBDriver GS2

GBDriver GS2 is a highly reliable 3D flash memory controller IC with both hardware and firmware designed in-house (TDK) specifically for industrial use. As 3D flash memory technology advances, high-capacity flash storage solutions are more widely used and data reliability requirements are becoming increasingly sophisticated. Even in the industrial equipment sector, there is a growing need to improve performance while maintaining high data reliability. GBDriver GS2 not only adds new functions for 3D-NAND Flash memory but also uses TDK's proprietary technology to achieve high-speed access while enhancing power interruption tolerance and preventing data corruption.

For 2D NAND

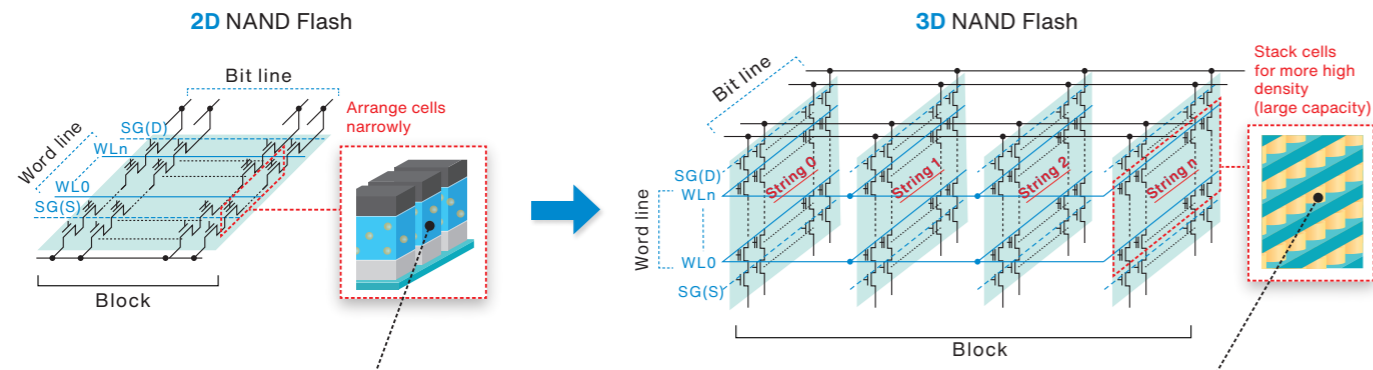
Product NAME	HOST INTERFACE	Operating Temperature
GS1  VFPGA 225ball (pitch 0.9mm) Size:13 x 13 x 1.2mm	SATA 1.5Gbps/3.0Gbps/6.0Gbps	-40 to +85°C
RS3  VFPGA 144ball (pitch 0.8mm) Size:12 x 12 x 1.4mm	SATA 1.5Gbps/3.0Gbps	-40 to +85°C

Product NAME	HOST INTERFACE					Operating Temperature
	PCMCIA ATA	Compact Flash	IDE	Direct Bus Connect	Inter-face	
RA9  TQFP 128pin (pitch 0.40mm) Size:16 x 16 x 1.2mm VFPGA 121ball (pitch 0.65mm) Size:8 x 8 x 0.99mm	○	4.1	PIO6 — MDMA4 — UDMA6	○	133 MByte/sec	-40 to +85°C



2D NAND vs 3D NAND

NAND flash memory has changed from the 2D plane array cell structure to the 3D stacked cell structure. In 3D-NAND flash memory, the flash type can be selected from SLC mode and TLC.



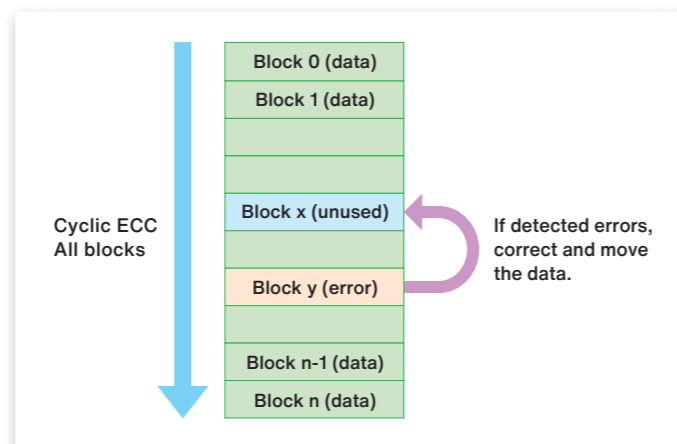
	SLC	SLC mode	MLC
Endurance [P/E per Block]	100K/50K	20K	3K
Data retention	10 years @ life begin - 10% 1 year @ life end		
	0	0	01 00 10
	1	1	11
	1bit/cell(2state)	1bit/cell(2state)	2bit/cell(4state)

	SLC mode	TLC
Endurance [P/E per Block]	30K	3K
Data retention	10 years @ life begin 1 year @ life end	
	0	011 010 000 001 101 100 110
	1	111
	1bit/cell(2state)	3bit/cell(8state)

Cyclic auto refresh function secures data retention.

TDK SSDs are equipped with a cyclic auto refresh function which automatically checks data and recovers errors by ECC. "Refresh" are executed at every boot and every 24hours.


* This function works in background process when there is no access from host system.



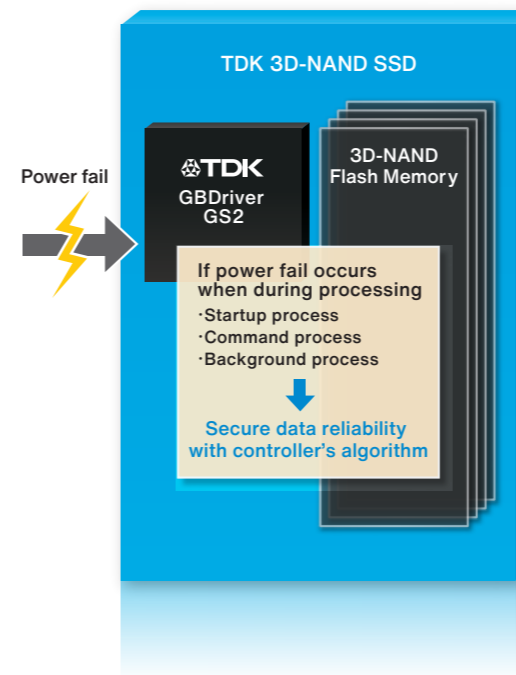
Countermeasures for power interruption

TDK's SSDs are designed with an emphasis on power interruption tolerance. The combination of the following three measures provides an overwhelming level of tolerance.

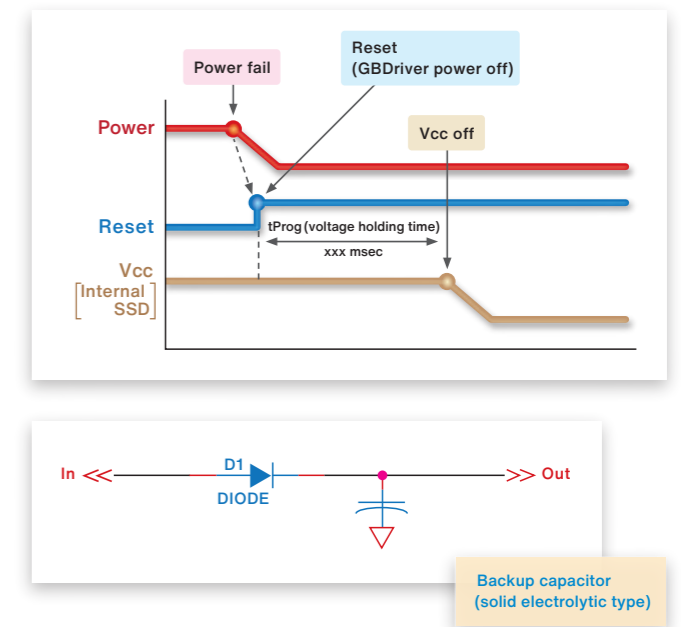
1 DRAM-less design



2 GBDriver GS2 algorithm (firmware)



3 Power backup circuit (on PCB)



TDK SSDs secure data reliability in sudden power fail.

1 SSDs, Power shutdown test result

	TDK	A	B
Writing data sectors	2837558584	3966531026	2015419396
Power off cycles	677	946	481
Data errors	0 (0.00%)	859 (91%)	68 (14%)

2 SD Memory cards, Power shutdown test result

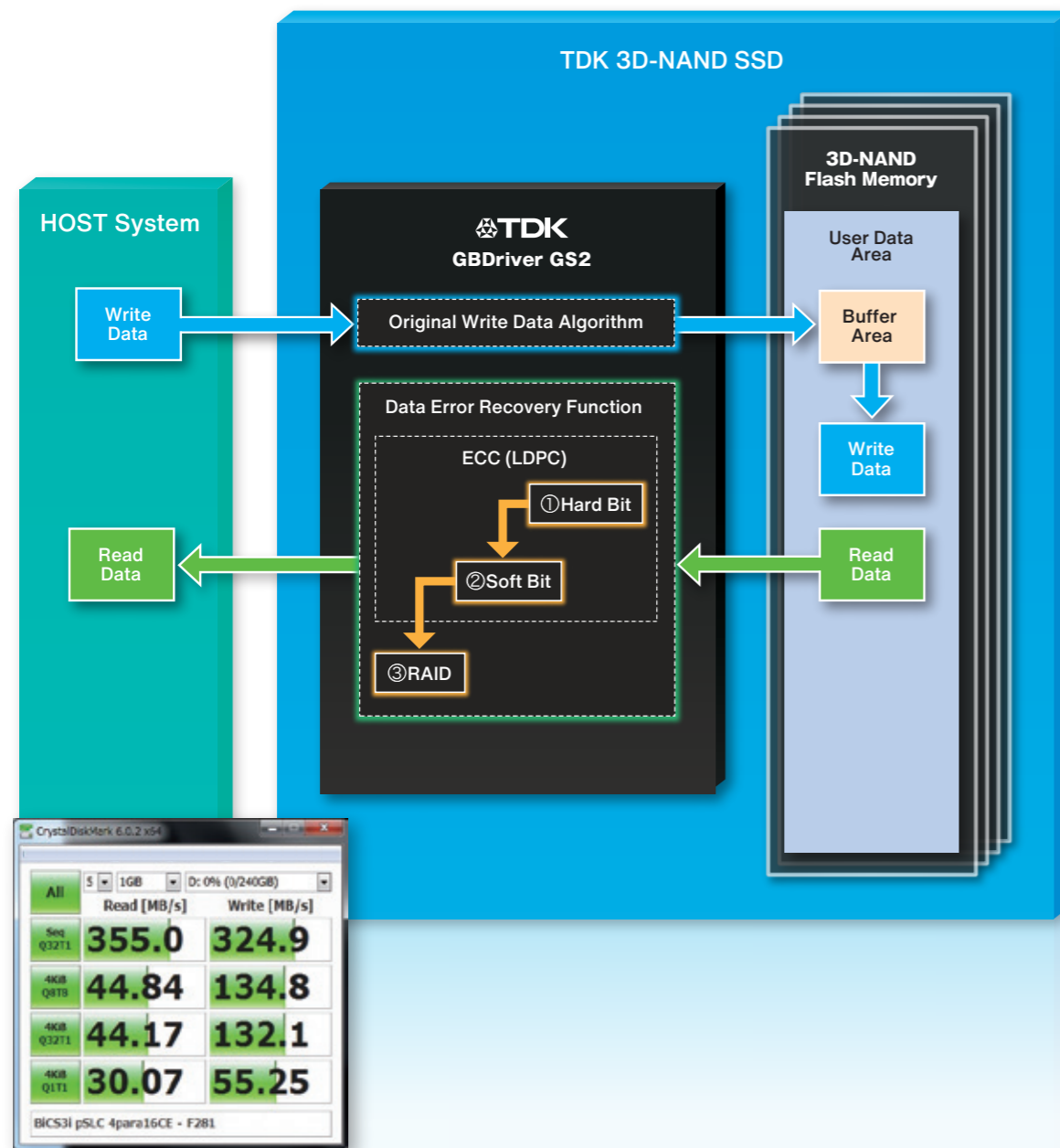
	TDK	A	B
Writing data sectors	166,049,542	27,296,954	5,791,942
Power off cycles	15,989	7,155	753
Data errors	0 (0.00%)	2 (0.03%)	1 (0.13%)

High-speed performance without the use of DRAM

TDK's 3D-SSD achieves high-speed performance despite its DRAM-less design in order to prioritize power failure tolerance (power interruption tolerance)

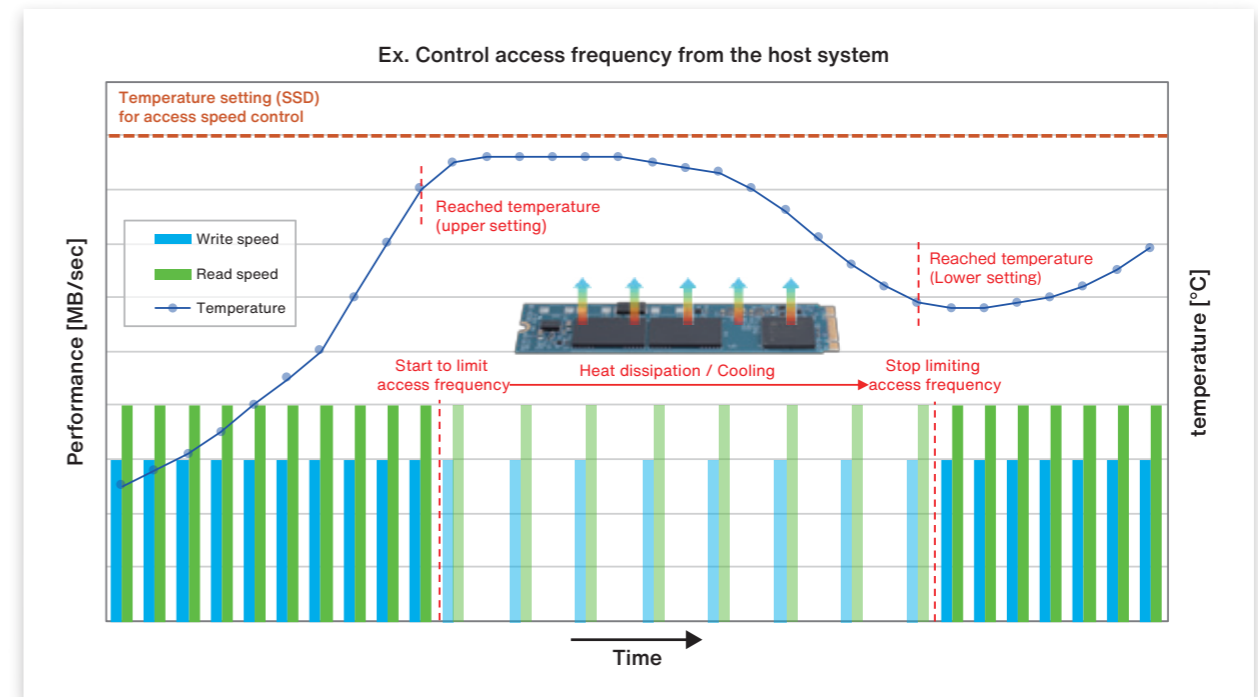
Data error recovery (LDPC/RAID)

TDK GBDriver GS2 has advanced data error recovery. When reading data from SSD, three functions work in stages. Depending on the data error situation, (1) LDPC Hard Bit, (2) LDPC Soft Bit, and (3) RAID are operated in this order as necessary to repair the error.



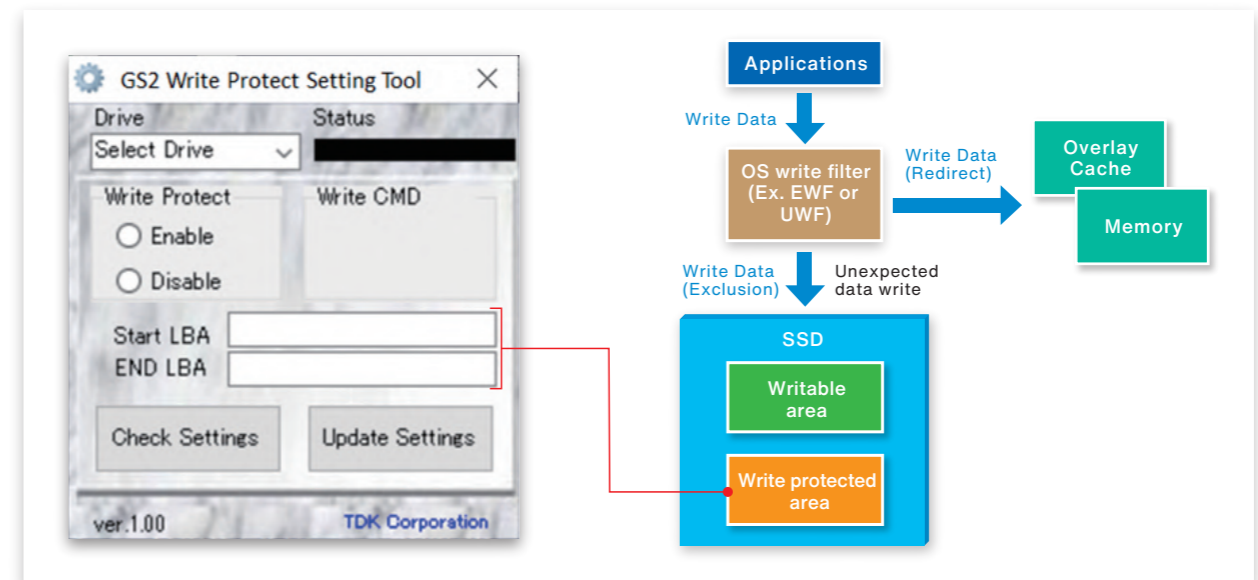
Temperature sensor and access speed limit

The on-board temperature sensor allows user to monitor the temperature of the SSD and limit access to the SSD from the host. The SSD also has a function to limit the access speed when the temperature setting value is exceeded.



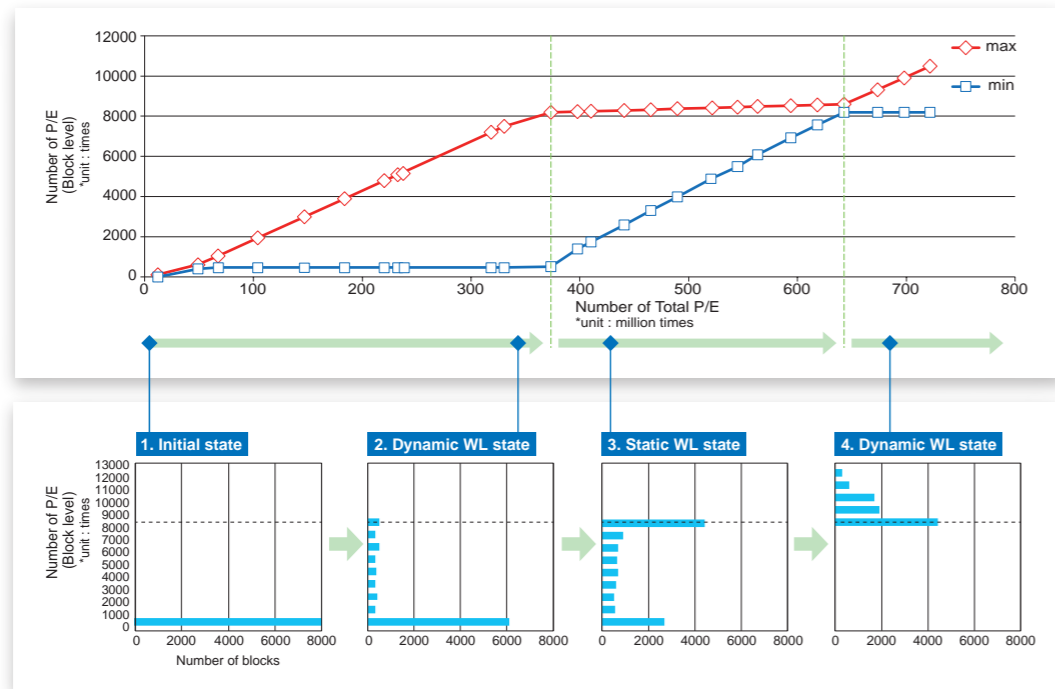
Write protected area setting function

TDK SSDs can be configured with a write-protected area, making it possible to reduce the need for power interruption (power failure) countermeasures on the host side. (For example, to prevent writes that occur when using the Windows UWF function) Our original software to configure this function is available upon request.

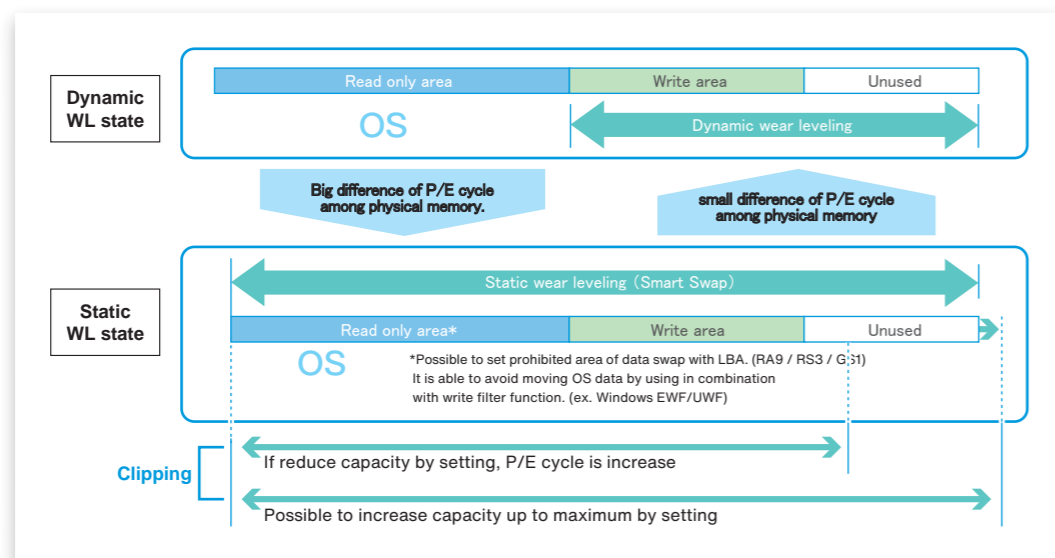


Longevity and ECO Friendly

In order to extend the longevity, our products execute "TDK global static wear leveling (TDK SMART SWAP)" and level P/E count of NAND flash cells(blocks) efficiently. Storages replacement is Low frequency and it is Lower TCO (Total Cost of Ownership).



TDK global static wear leveling (TDK SMART SWAP)



Clipping (Number of sector setting)

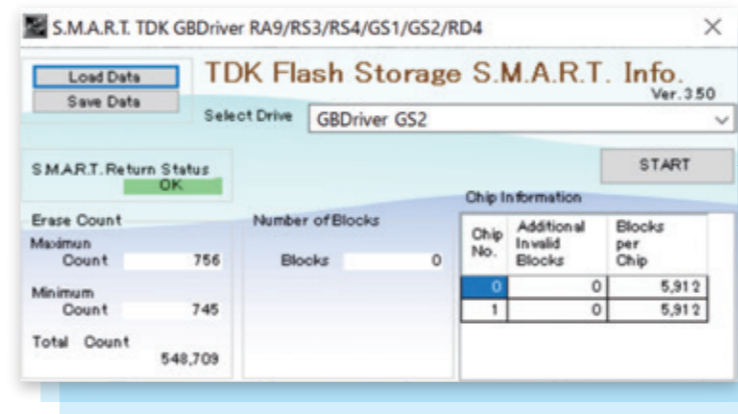
Possible to adjust number of sector for user data area in unit of a sector.

TDK SMART (Flash storage life monitor – Endurance analysis program)


TDK SMART provides various information(following) and could predict storages life.

- Number of flash memory chips, number of blocks
- Number of total P/E cycles,Number of highest/lowest P/E cycles among blocks
- Total P/E cycles for all blocks(in a 10-level histogram)
- Memory usage[%], Life indicator[%]

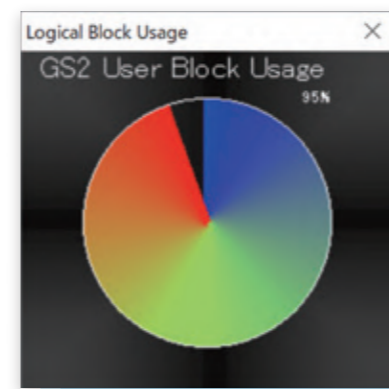
Tools for Windows OS are Available for download on TDK web site. <https://product.tdk.com/info/en/products/flash-storage/flash-storage/tdksmart.html>
 *Please contact us if you need to receive detailed information. (addresses of various parameters, command operation, etc...)



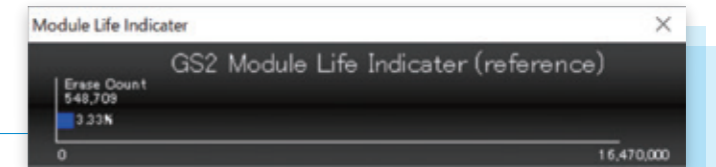
Main Window



Erase Count Histogram



Memory Usage



Life Indicator [%]

CAT2A



GENERAL INFORMATION

TYPE	CFast™			
INTERFACE	Serial ATA Revision 3.2			
DATA TRANSFER MODE	SATA 1.5Gbps, 3.0Gbps, 6.0Gbps			
CONNECTOR	CFast™ Type I			
OUTLINE DIMENSIONS	36.4 x 42.8 x 3.6 mm			
SERIES	CAT2A			
CONTROLLER TYPE	TDK GBDriver GS2			
FLASH TYPE	3D - SLC mode		3D - TLC mode	
	3D - Gen3	3D - Gen5	3D - Gen3	3D - Gen5
DENSITY RANGE	16 GB - 128 GB	16 GB - 256 GB	50 GB - 400 GB	50 GB - 800 GB
DATA RETENTION	10 years @ life begin 1 year @ life end			
ENDURANCE ENTERPRISE WL	30,000 P/E Cycles *Flash Block Level		3,000 P/E Cycles *Flash Block Level	

TEMPERATURE

OPERATING TEMPERATURE	Commercial: 0°C to +70°C Industrial: -40°C to +85°C			
STORAGE TEMPERATURE	Commercial: -25°C to +85°C Industrial: -40°C to +85°C			

PERFORMANCE

Read (max.)	345 MByte/sec			
Write (max.)	295 MByte/sec			

ROBUSTNESS

MTBF	≥ 2,000,000 hours			
SHOCK	1500G, 0.5ms			
VIBRATION	20G, 10-2000Hz			
HUMIDITY	0 to 90 % RH (No condensation)			

ELECTRICAL DATA

VOLTAGE	3.3 V ± 5 %			
POWER CONSUMPTION (*RT)	- Read: 1140 mW max. - Write: 1370 mW max. - Slumber: 200mW			

FEATURE LIST

FEATURES & TOOLS	<ul style="list-style-type: none"> - In-House Designed Controller (HW/FW) - SLC Cache, LDPC-ECC, RAID - Temperature monitoring function - Write-protected area setting tool (on request) - DRAM-less Design - Power Fail Data Safety - Power Back-up Circuit - Global static wear leveling - SMART (life monitor) - NCQ, TRIM - AES 256 bit encryption, TCG-OPAL (on request) 			
------------------	--	--	--	--

PART NUMBER	CAT2AxxxxKHxxA00EAA0	CAT2AxxxxKMxxA00EAA0	CAT2AxxxxKGxxA00EAA0	CAT2AxxxxKLxxA00EAA0
-------------	----------------------	----------------------	----------------------	----------------------

CAE3B



CAE1B



GENERAL INFORMATION

TYPE	CFast™			
INTERFACE	Serial ATA Revision 2.6	Serial ATA Revision 3.1		
DATA TRANSFER MODE	SATA 1.5Gbps, 3.0Gbps	SATA 1.5Gbps, 3.0Gbps, 6.0Gbps		
CONNECTOR	CFast™ Type I			
OUTLINE DIMENSIONS	36.4 x 42.8 x 3.6 mm			
SERIES	CAE3B	CAE1B		
CONTROLLER TYPE	TDK GBDriver RS3	TDK GBDriver GS1		
FLASH TYPE	SLC	SLC	pSLC	MLC
	512 MB - 8 GB	16 GB - 64 GB	16 GB - 128 GB	32 GB - 256 GB
DENSITY RANGE	512 MB - 8 GB	16 GB - 64 GB	16 GB - 128 GB	32 GB - 256 GB
DATA RETENTION	10 years @ life begin-10% 1 year @ life end			
ENDURANCE ENTERPRISE WL	50,000 P/E Cycles *Flash Block Level	100,000 P/E Cycles *Flash Block Level	20,000 P/E Cycles *Flash Block Level	3,000 P/E Cycles *Flash Block Level

TEMPERATURE

OPERATING TEMPERATURE	Commercial: 0°C to +70°C Industrial: -40°C to +85°C			
STORAGE TEMPERATURE	Commercial: -25°C to +85°C Industrial: -40°C to +85°C			

PERFORMANCE

Read (max.)	105 MByte/sec	340 MByte/sec	345 MByte/sec	295 MByte/sec
Write (max.)	60 MByte/sec	105 MByte/sec	145 MByte/sec	75 MByte/sec

ROBUSTNESS

MTBF	≥ 2,000,000 hours			
SHOCK	1500G, 0.5ms			
VIBRATION	20G, 10-2000Hz			
HUMIDITY	0 to 90 % RH (No condensation)			

ELECTRICAL DATA

VOLTAGE	3.3 V ± 5 %			
POWER CONSUMPTION (*RT)	- Read Write: 125 / 215 / 365mA max. (Single / 2ch / 4ch) - Slumber: less than 50mA	- Read: 385mA max. - Write: 370mA max. - Slumber: less than 100mA		

FEATURE LIST

FEATURES & TOOLS	<ul style="list-style-type: none"> - In-House Designed Controller - DRAM-less Design - Power Fail Data Safety - Global static wear leveling - SMART - NCQ, TRIM - AES 128bit encryption (on request) 	<ul style="list-style-type: none"> - In-House Designed Controller - DRAM-less Design - Power Fail Data Safety - Power Back-up Circuit - Global static wear leveling - SMART - NCQ, TRIM - AES 128/256bit encryption (on request) 		
------------------	---	--	--	--

PART NUMBER	CAE3BxxxxTxxxB00EAA0	CAE1BxxxxTXDxB00EAA0	CAE1BxxxxTKDxB00EAA0	CAE1BxxxxTFDxB00EAA0
-------------	----------------------	----------------------	----------------------	----------------------

[3D NAND Storage]
2.5" SATA SSD



SDT2A



GENERAL INFORMATION

TYPE	2.5 inch SATA SSD (7mm / 9mm)			
INTERFACE	Serial ATA Revision 3.2			
DATA TRANSFER MODE	SATA 1.5Gbps, 3.0Gbps, 6.0Gbps			
CONNECTOR	15 + 7 pin Serial ATA			
OUTLINE DIMENSIONS	100.2 x 69.85 x 7 mm / 9.5 mm			
SERIES	SDT2A			
CONTROLLER TYPE	TDK GBDriver GS2			
FLASH TYPE	3D - SLC mode		3D - TLC mode	
	3D - Gen3	3D - Gen5	3D - Gen3	3D - Gen5
DENSITY RANGE	16 GB - 256GB	16 GB - 512 GB	50 GB - 800 GB	50 GB - 1600 GB
DATA RETENTION	10 years @ life begin 1 year @ life end			
ENDURANCE ENTERPRISE WL	30,000 P/E Cycles *Flash Block Level		3,000 P/E Cycles *Flash Block Level	

TEMPERATURE

OPERATING TEMPERATURE	Commercial: 0°C to +70°C Industrial: -40°C to +85°C			
STORAGE TEMPERATURE	Commercial: -25°C to +85°C Industrial: -40°C to +85°C			

PERFORMANCE

Read (max.)	345 MByte/sec			
Write (max.)	295 MByte/sec			

ROBUSTNESS

MTBF	≥ 2,000,000 hours			
SHOCK	1,000G,1.0ms			
VIBRATION	20G,10-2000Hz			
HUMIDITY	0 to 90 % RH (No condensation)			

ELECTRICAL DATA

VOLTAGE	5 V ± 10 %			
POWER CONSUMPTION (*RT)	- Read: 1070 mW max. - Write: 1270 mW max. - Slumber: 200mW			

FEATURE LIST

FEATURES & TOOLS	<ul style="list-style-type: none"> - In-House Designed Controller (HW/FW) - SLC Cache, LDPC-ECC, RAID - Temperature monitoring function - Write-protected area setting tool (on request) <ul style="list-style-type: none"> - DRAM-less Design - Power Fail Data Safety - Power Back-up Circuit - Global static wear leveling - SMART (life monitor) <ul style="list-style-type: none"> - NCQ, TRIM - AES 256 bit encryption, TCG-OPAL (on request) 			
------------------	--	--	--	--

PART NUMBER	SDT2AxxxxKHxxAx0ESA0	SDT2AxxxxKMxxAx0ESA0	SDT2AxxxxKGxxAx0ESA0	SDT2AxxxxKLxxAx0ESA0
-------------	----------------------	----------------------	----------------------	----------------------

[2D NAND Storage]
2.5" SATA SSD



SDE1B



GENERAL INFORMATION

TYPE	2.5 inch SATA SSD (7mm / 9mm)		
INTERFACE	Serial ATA Revision 3.1		
DATA TRANSFER MODE	SATA 1.5Gbps, 3.0Gbps, 6.0Gbps		
CONNECTOR	15 + 7 pin Serial ATA		
OUTLINE DIMENSIONS	100.2 x 69.85 x 7 mm / 9.5 mm		
SERIES	SDE1B		
CONTROLLER TYPE	TDK GBDriver GS1		
FLASH TYPE	SLC	pSLC	MLC
	16 GB - 128 GB	16 GB - 256 GB	32 GB - 512 GB
DENSITY RANGE	10 years @ life begin-10% 1 year @ life end		
DATA RETENTION	10 years @ life begin-10% 1 year @ life end		
ENDURANCE ENTERPRISE WL	100,000 P/E Cycles *Flash Block Level	20,000 P/E Cycles *Flash Block Level	3,000 P/E Cycles *Flash Block Level

TEMPERATURE

OPERATING TEMPERATURE	Commercial: 0°C to +70°C Industrial: -40°C to +85°C		
STORAGE TEMPERATURE	Commercial: -25°C to +85°C Industrial: -40°C to +85°C		

PERFORMANCE

Read (max.)	420 MByte/sec	430 MByte/sec	365 MByte/sec
Write (max.)	305 MByte/sec	325 MByte/sec	235 MByte/sec

ROBUSTNESS

MTBF	≥ 2,000,000 hours		
SHOCK	1,000G,1.0ms		
VIBRATION	20G,10-2000Hz		
HUMIDITY	0 to 90 % RH (No condensation)		

ELECTRICAL DATA

VOLTAGE	5 V ± 10 %		
POWER CONSUMPTION (*RT)	- Read: 320mA max. - Write: 600mA max. - Slumber: less than 100mA		

FEATURE LIST


FEATURES & TOOLS	<ul style="list-style-type: none"> - In-House Designed Controller <ul style="list-style-type: none"> - DRAM-less Design - Power Fail Data Safety - Power Back-up Circuit - Global static wear leveling <ul style="list-style-type: none"> - SMART - NCQ, TRIM - AES 128/256bit encryption (on request) 		
------------------	--	--	--

PART NUMBER	SDE1BxxxxTXxxBx0ESA0	SDE1BxxxxTKxxBx0ESA0	SDE1BxxxxTFxxBx0ESA0
-------------	----------------------	----------------------	----------------------

[3D NAND Storage]
Half Slim



SHT2A



GENERAL INFORMATION

TYPE	Half Slim			
INTERFACE	Serial ATA Revision 3.2			
DATA TRANSFER MODE	SATA 1.5Gbps, 3.0Gbps, 6.0Gbps			
CONNECTOR	15 + 7 pin Serial ATA			
OUTLINE DIMENSIONS	54 x 39 mm			
SERIES	SHT2A			
CONTROLLER TYPE	TDK GBDriver GS2			
FLASH TYPE	3D - SLC mode		3D - TLC mode	
	3D - Gen3	3D - Gen5	3D - Gen3	3D - Gen5
DENSITY RANGE	8 GB - 256GB	16 GB - 512 GB	25 GB - 800 GB	50 GB - 1600 GB
DATA RETENTION	10 years @ life begin 1 year @ life end			
ENDURANCE ENTERPRISE WL	30,000 P/E Cycles *Flash Block Level		3,000 P/E Cycles *Flash Block Level	

TEMPERATURE

OPERATING TEMPERATURE	Commercial: 0°C to +70°C Industrial: -40°C to +85°C			
STORAGE TEMPERATURE	Commercial: -25°C to +85°C Industrial: -40°C to +85°C			

PERFORMANCE

Read (max.)	345 MByte/sec			
Write (max.)	295 MByte/sec			

ROBUSTNESS

MTBF	≥ 2,000,000 hours			
SHOCK	1500G,0.5ms			
VIBRATION	20G,10-2000Hz			
HUMIDITY	0 to 90 % RH (No condensation)			

ELECTRICAL DATA

VOLTAGE	5 V ± 10 %			
POWER CONSUMPTION (*RT)	- Read: 1070 mW max. - Write: 1270 mW max. - Slumber: 200mW			

FEATURE LIST

FEATURES & TOOLS	<ul style="list-style-type: none"> - In-House Designed Controller (HW/FW) - SLC Cache, LDPC-ECC, RAID - Temperature monitoring function - Write-protected area setting tool (on request) - DRAM-less Design - Power Fail Data Safety - Power Back-up Circuit - Global static wear leveling - SMART (life monitor) - NCQ, TRIM - AES 256 bit encryption, TCG-OPAL (on request) 			
------------------	--	--	--	--

PART NUMBER	SHT2AxxxxKxxxA00ESA0	SHT2AxxxxKMxxA00ESA0	SHT2AxxxxKxxxA00ESA0	SHT2AxxxxKLxxA00ESA0
-------------	----------------------	----------------------	----------------------	----------------------

[2D NAND Storage]
Half Slim



SHE1B



GENERAL INFORMATION

TYPE	Half Slim		
INTERFACE	Serial ATA Revision 3.1		
DATA TRANSFER MODE	SATA 1.5Gbps, 3.0Gbps, 6.0Gbps		
CONNECTOR	15 + 7 pin Serial ATA		
OUTLINE DIMENSIONS	54 x 39 mm		
SERIES	SHE1B		
CONTROLLER TYPE	TDK GBDriver GS1		
FLASH TYPE	SLC	pSLC	MLC
DENSITY RANGE	16 GB - 128 GB	16 GB - 256 GB	32 GB - 512 GB
DATA RETENTION	10 years @ life begin-10% 1 year @ life end		
ENDURANCE ENTERPRISE WL	100,000 P/E Cycles *Flash Block Level	20,000 P/E Cycles *Flash Block Level	3,000 P/E Cycles *Flash Block Level

TEMPERATURE

OPERATING TEMPERATURE	Commercial: 0°C to +70°C Industrial: -40°C to +85°C		
STORAGE TEMPERATURE	Commercial: -25°C to +85°C Industrial: -40°C to +85°C		

PERFORMANCE

Read (max.)	340 MByte/sec	400 MByte/sec	320 MByte/sec
Write (max.)	115 MByte/sec	165 MByte/sec	75 MByte/sec

ROBUSTNESS

MTBF	≥ 2,000,000 hours		
SHOCK	1500G,0.5ms		
VIBRATION	20G,10-2000Hz		
HUMIDITY	0 to 90 % RH (No condensation)		

ELECTRICAL DATA

VOLTAGE	5 V ± 10 %		
POWER CONSUMPTION (*RT)	- Read: 250mA max. - Write: 270mA max. - Slumber: less than 100mA		

FEATURE LIST

FEATURES & TOOLS	<ul style="list-style-type: none"> - In-House Designed Controller - DRAM-less Design - Power Fail Data Safety - Power Back-up Circuit - Global static wear leveling - SMART - NCQ, TRIM - AES 128/256bit encryption (on request) 		
------------------	--	--	--

PART NUMBER	SHE1BxxxxTXDxB00SSA0	SHE1BxxxxTKDxB00SSA0	SHE1BxxxxTFDxB00SSA0
-------------	----------------------	----------------------	----------------------

[3D NAND Storage]
mSATA



SMT2A



GENERAL INFORMATION

TYPE	mSATA			
INTERFACE	Serial ATA Revision 3.2			
DATA TRANSFER MODE	SATA 1.5Gbps, 3.0Gbps, 6.0Gpps			
CONNECTOR	52 pin. Edge			
OUTLINE DIMENSIONS	50.8 x 29.85 mm			
SERIES	SMT2A			
CONTROLLER TYPE	TDK GBDriver GS2			
FLASH TYPE	3D - SLC mode		3D - TLC mode	
	3D - Gen3	3D - Gen5	3D - Gen3	3D - Gen5
DENSITY RANGE	16 GB - 128 GB	16 GB - 256 GB	50 GB - 400 GB	50 GB - 800 GB
DATA RETENTION	10 years @ life begin 1 year @ life end			
ENDURANCE ENTERPRISE WL	30,000 P/E Cycles *Flash Block Level		3,000 P/E Cycles *Flash Block Level	

TEMPERATURE

OPERATING TEMPERATURE	Commercial: 0°C to +70°C Industrial: -40°C to +85°C			
STORAGE TEMPERATURE	Commercial: -25°C to +85°C Industrial: -40°C to +85°C			

PERFORMANCE

Read (max.)	345 MByte/sec			
Write (max.)	295 MByte/sec			

ROBUSTNESS

MTBF	≥ 2,000,000 hours			
SHOCK	1500G,0.5ms			
VIBRATION	20G,10-2000Hz			
HUMIDITY	0 to 90 % RH (No condensation)			

ELECTRICAL DATA

VOLTAGE	3.3 V ± 5 %			
POWER CONSUMPTION (*RT)	- Read: 1140 mW max. - Write: 1370 mW max. - Slumber: 200mW			

FEATURE LIST

FEATURES & TOOLS	<ul style="list-style-type: none"> - In-House Designed Controller (HW/FW) - SLC Cache, LDPC-ECC, RAID - Temperature monitoring function - Write-protected area setting tool (on request) <ul style="list-style-type: none"> - DRAM-less Design - Power Fail Data Safety - Power Back-up Circuit - Global static wear leveling - SMART (life monitor) <ul style="list-style-type: none"> - NCQ, TRIM - AES 256 bit encryption, TCG-OPAL (on request) 			
------------------	--	--	--	--

PART NUMBER	SMT2AxxxxKHxA00ESA0	SMT2AxxxxKMxA00ESA0	SMT2AxxxxKGxA00ESA0	SMT2AxxxxKLxA00ESA0
-------------	---------------------	---------------------	---------------------	---------------------

[2D NAND Storage]
mSATA



SME3B



SME1B



GENERAL INFORMATION

TYPE	mSATA			
INTERFACE	Serial ATA Revision 2.6		Serial ATA Revision 3.1	
DATA TRANSFER MODE	SATA 1.5Gbps, 3.0Gbps		SATA 1.5Gbps, 3.0Gbps, 6.0Gpps	
CONNECTOR	52 pin. Edge			
OUTLINE DIMENSIONS	50.8 x 29.85 mm			
SERIES	SME3B		SME1B	
CONTROLLER TYPE	TDK GBDriver RS3		TDK GBDriver GS1	
FLASH TYPE	SLC		pSLC	
	MLC			
DENSITY RANGE	512 MB - 8 GB	16 GB - 64 GB	16 GB - 128 GB	32 GB - 256 GB
DATA RETENTION	10 years @ life begin-10% 1 year @ life end			
ENDURANCE ENTERPRISE WL	50,000 P/E Cycles *Flash Block Level	100,000 P/E Cycles *Flash Block Level	20,000 P/E Cycles *Flash Block Level	3,000 P/E Cycles *Flash Block Level

TEMPERATURE

OPERATING TEMPERATURE	Commercial: 0°C to +70°C Industrial: -40°C to +85°C			
STORAGE TEMPERATURE	Commercial: -25°C to +85°C Industrial: -40°C to +85°C			

PERFORMANCE

Read (max.)	160 MByte/sec	340 MByte/sec	345 MByte/sec	295 MByte/sec
Write (max.)	80 MByte/sec	105 MByte/sec	145 MByte/sec	75 MByte/sec

ROBUSTNESS

MTBF	≥ 2,000,000 hours			
SHOCK	1500G,0.5ms			
VIBRATION	20G,10-2000Hz			
HUMIDITY	0 to 90 % RH (No condensation)			

ELECTRICAL DATA

VOLTAGE	3.3 V ± 5 %			
POWER CONSUMPTION (*RT)	- Read Write: 160 / 275 / 470mA max. (Single / 2ch / 4ch) - Slumber: less than 50mA		- Read: 385mA max. - Write: 370mA max. - Slumber: less than 100mA	


FEATURE LIST

FEATURES & TOOLS	<ul style="list-style-type: none"> - In-House Designed Controller - DRAM-less Design - Power Fail Data Safety - Global static wear leveling - SMART - NCQ, TRIM - AES 128bit encryption (on request) 	<ul style="list-style-type: none"> - In-House Designed Controller - DRAM-less Design - Power Fail Data Safety - Power Back-up Circuit - Global static wear leveling - SMART - NCQ, TRIM - AES 128/256bit encryption (on request)
------------------	---	--

PART NUMBER	SME3BxxxxTxxxB00SSA0	SME1BxxxxTXDxB00SSA0	SME1BxxxxTKDxB00SSA0	SME1BxxxxTFDxB00SSA0
-------------	----------------------	----------------------	----------------------	----------------------

[3D NAND Storage]

M.2



GENERAL INFORMATION

TYPE	M.2 (2242 / 2280)			
INTERFACE	Serial ATA Revision 3.2			
DATA TRANSFER MODE	SATA 1.5Gbps, 3.0Gbps, 6.0Gbps			
CONNECTOR	75 pin. Edge B & M key			
OUTLINE DIMENSIONS	22 x 42 mm / 80mm			
SERIES	SNT2A			
CONTROLLER TYPE	TDK GBDriver GS2			
FLASH TYPE	3D - SLC mode		3D - TLC mode	
	3D - Gen3	3D - Gen5	3D - Gen3	3D - Gen5
DENSITY RANGE	2242 : 16 GB - 128 GB	2242 : 16 GB - 256 GB	2242 : 50 GB - 400 GB	2242 : 50 GB - 800 GB
	2280 : 16 GB - 256 GB	2280 : 16 GB - 512 GB	2280 : 50 GB - 800 GB	2280 : 50 GB - 1600 GB
DATA RETENTION	10 years @ life begin 1 year @ life end			
ENDURANCE	30,000 P/E Cycles		3,000 P/E Cycles	
ENTERPRISE WL	*Flash Block Level		*Flash Block Level	

TEMPERATURE

OPERATING TEMPERATURE	Commercial: 0°C to +70°C Industrial: -40°C to +85°C			
STORAGE TEMPERATURE	Commercial: -25°C to +85°C Industrial: -40°C to +85°C			

PERFORMANCE

Read (max.)	345 MByte/sec			
Write (max.)	295 MByte/sec			

ROBUSTNESS

MTBF	≥ 2,500,000 hours			
SHOCK	1500G,0.5ms			
VIBRATION	20G,10-2000Hz			
HUMIDITY	0 to 90 % RH (No condensation)			

ELECTRICAL DATA

VOLTAGE	3.3 V ± 5 %			
POWER CONSUMPTION (*RT)	- Read: 1140 mW max. - Write: 1370 mW max. - Slumber: 200mW			

FEATURE LIST

FEATURES & TOOLS	<ul style="list-style-type: none"> - In-House Designed Controller (HW/FW) - SLC Cache, LDPC-ECC, RAID - Temperature monitoring function - Write-protected area setting tool (on request) <ul style="list-style-type: none"> - DRAM-less Design - Power Fail Data Safety - Power Back-up Circuit - Global static wear leveling - SMART (life monitor) <ul style="list-style-type: none"> - NCQ, TRIM - AES 256 bit encryption, TCG-OPAL (on request) 			
------------------	--	--	--	--

PART NUMBER	SNT2AxxxxKHxAx0ESA0	SNT2AxxxxKMxAx0ESA0	SNT2AxxxxKGxAx0ESA0	SNT2AxxxxKLxAx0ESA0
-------------	---------------------	---------------------	---------------------	---------------------

[2D NAND Storage]

M.2



GENERAL INFORMATION

TYPE	M.2 (2242 / 2280)		
INTERFACE	Serial ATA Revision 3.1		
DATA TRANSFER MODE	SATA 1.5Gbps, 3.0Gbps, 6.0Gbps		
CONNECTOR	75 pin. Edge B & M key		
OUTLINE DIMENSIONS	22 x 42 mm / 80mm		
SERIES	SNE1B		
CONTROLLER TYPE	TDK GBDriver GS1		
FLASH TYPE	SLC	pSLC	MLC
DENSITY RANGE	2242 : 16 GB - 64 GB	2242 : 16 GB - 128 GB	2242 : 32 GB - 256 GB
	2280 : 16GB - 128GB	2280 : 16 GB - 256 GB	2280 : 32 GB - 512 GB
DATA RETENTION	10 years @ life begin-10% 1 year @ life end		
ENDURANCE	100,000 P/E Cycles	20,000 P/E Cycles	3,000 P/E Cycles
ENTERPRISE WL	*Flash Block Level	*Flash Block Level	*Flash Block Level

TEMPERATURE

OPERATING TEMPERATURE	Commercial: 0°C to +70°C Industrial: -40°C to +85°C		
STORAGE TEMPERATURE	Commercial: -25°C to +85°C Industrial: -40°C to +85°C		

PERFORMANCE

Read (max.)	340 MByte/sec	345 MByte/sec	295 MByte/sec
Write (max.)	105 MByte/sec	145 MByte/sec	75 MByte/sec

ROBUSTNESS

MTBF	≥ 2,500,000 hours		
SHOCK	1500G,0.5ms		
VIBRATION	20G,10-2000Hz		
HUMIDITY	0 to 90 % RH (No condensation)		

ELECTRICAL DATA

VOLTAGE	3.3 V ± 5 %		
POWER CONSUMPTION (*RT)	- Read: 385mA max. - Write: 370mA max. - Slumber: less than 100mA		

FEATURE LIST

FEATURES & TOOLS	<ul style="list-style-type: none"> - In-House Designed Controller - DRAM-less Design - Power Fail Data Safety - Power Back-up Circuit - Global static wear leveling - SMART - NCQ, TRIM - AES 128/256bit encryption (on request) 		
------------------	--	--	--

PART NUMBER	SNE1BxxxxTXDxBx0SSA0	SNE1BxxxxTKDxBx0SSA0	SNE1BxxxxTFDxBx0SSA0
-------------	----------------------	----------------------	----------------------

[2D NAND Storage]

Compact Flash™ / 2.5" PATA SSD



CFE9D



SDE9D



GENERAL INFORMATION

TYPE	CompactFlash™	2.5 inch PATA SSD
INTERFACE	PCMCIA/IDE	IDE
DATA TRANSFER MODE	UDMA0-6, MDMA0-4 & PIO0-6	UDMA0-6, MDMA0-4 & PIO0-6
CONNECTOR	CFC Type I	44PIN
OUTLINE DIMENSIONS	36.4 x 42.8 x 3.3 mm	100 x 69.85 x 9.5 mm
SERIES	CFE9D	SDE9D
CONTROLLER TYPE	TDK GBDriver RA9	
FLASH TYPE	SLC	SLC
DENSITY RANGE	128 MB - 32 GB	1 GB - 64 GB
DATA RETENTION	10 years @ life begin-10% 1 year @ life end	
ENDURANCE ENTERPRISE WL	128 MB ~ 4 GB: 50,000 P/E Cycles 8 GB ~ 32 GB: 100,000 P/E Cycles *Flash Block Level	1 GB ~ 4 GB: 50,000 P/E Cycles 8 GB ~ 32 GB: 100,000 P/E Cycles *Flash Block Level

TEMPERATURE

OPERATING TEMPERATURE	Commercial: 0°C to +70°C Industrial: -40°C to +85°C
STORAGE TEMPERATURE	Commercial: -25°C to +85°C Industrial: -40°C to +85°C

PERFORMANCE

Read (max.)	50 MByte/sec
Write (max.)	35 MByte/sec

ROBUSTNESS

MTBF	≥ 2,500,000 hours	≥ 2,000,000 hours
SHOCK	1000G, 0.5ms	1500G, 1.0ms
VIBRATION	15G, 10-500Hz	20G, 10-2000Hz
HUMIDITY	0 to 90 % RH (No condensation)	

ELECTRICAL DATA

VOLTAGE	3.3 V ± 5 % / 5 V ± 10 %	5 V ± 10 %
POWER CONSUMPTION (*RT)	- Single mode UDMA Read Write: 145mA @ 3.3V / 85mA @ 5.0V - 2ch mode UDMA Read Write: 220mA @ 3.3V / 130mA @ 5.0V - Stand-by: 10mA @ 3.3V / 10mA @ 5.0V	- Single mode UDMA Read Write: 80mA - 2ch mode UDMA Read Write: 135mA - Stand-by: 5mA

FEATURE LIST

FEATURES & TOOLS	- In-House Designed Controller (HW/FW) - DRAM-less Design - Power Fail Data Safety - Power Back-up Circuit - Global static wear leveling - SMART - TRIM	- In-House Designed Controller (HW/FW) - DRAM-less Design - Power Fail Data Safety - Power Back-up Circuit - Global static wear leveling - SMART - TRIM
PART NUMBER	CFE9DxxxxTxxxB00EAA0	SDE9DxxxxTxxxB00ESA0

[2D NAND Storage]

SD Card / Micro SD Card



MMRD4



MURD4



GENERAL INFORMATION

TYPE	SD MEMORY CARD (SD / SDHC)		microSD MEMORY CARD (SD / SDHC)	
INTERFACE	SD 3.0, UHS-I/Class 10 (SDHC) , Class 6 (SD)			
DATA TRANSFER MODE	SD 3.0, UHS-I/Class 10 (SDHC) , Class 6 (SD)			
CONNECTOR	SD		microSD	
OUTLINE DIMENSIONS	32 x 24 x 2.1 mm		15 x 11 x 0.7 / 1 mm	
SERIES	MMRD4		MURD4	
CONTROLLER TYPE	TDK GBDriver RD4			
FLASH TYPE	SLC	pSLC	SLC	pSLC
DENSITY RANGE	512 MB - 32 GB	4 GB - 32 GB	512 MB - 4 GB	4 GB - 32 GB
DATA RETENTION	10 years @ life begin-10% 1 year @ life end			
ENDURANCE ENTERPRISE WL	512 MB ~ 2 GB: 50,000 P/E Cycles 4 GB ~ 32 GB: 100,000 P/E Cycles *Flash Block Level	20,000 P/E Cycles *Flash Block Level	50,000 P/E Cycles *Flash Block Level	20,000 P/E Cycles *Flash Block Level

TEMPERATURE

OPERATING TEMPERATURE	Commercial: -25°C to +85°C Industrial: -40°C to +85°C
STORAGE TEMPERATURE	-40°C to +85°C

PERFORMANCE

Read (max.)	75 MByte/sec	70 MByte/sec	75 MByte/sec	70 MByte/sec
Write (max.)	50 MByte/sec	67 MByte/sec	50 MByte/sec	67 MByte/sec

ROBUSTNESS

MTBF	≥ 3,000,000 hours			
SHOCK	1000G, 0.5ms			
VIBRATION	15G, 10-2000Hz			
HUMIDITY	0 to 90 % RH (No condensation)			

ELECTRICAL DATA

VOLTAGE	2.7 ~ 3.6 V			
POWER CONSUMPTION (*RT)	- Read: 100mA max. - Write: 100mA max. - Stand-by: 0.4mA			

FEATURE LIST

FEATURES & TOOLS	- In-House Designed Controller - DRAM-less Design - Power Fail Data Safety - Global static wear leveling - SMART			
PART NUMBER	MMRD4xxxxVxxxA00ABA0		MURD4xxxxVxxxA00ABA0	

[3D NAND Storage]

Gen3: 3D-NAND 3rd generation (Commercial: 0°C to +70°C / Industrial: -40°C to +85°C)
 Gen5: 3D-NAND 5th generation (Commercial: 0°C to +70°C / Industrial: -40°C to +85°C)

	SLC mode Gen3	CAT2A016GKHB CA 00EAA0 CAT2A032GKHD CA 00EAA0 CAT2A064GKHD CA 00EAA0 CAT2A128GKHD CA 00EAA0
	SLC Mode Gen5	CAT2A016GKM CA 00EAA0 CAT2A032GKM CA 00EAA0 CAT2A064GKM CA 00EAA0 CAT2A128GKM CA 00EAA0 CAT2A256GKM CA 00EAA0
	TLC mode Gen3	CAT2A050GKGB CA 00EAA0 CAT2A100GKGD CA 00EAA0 CAT2A200GKGD CA 00EAA0 CAT2A400GKGD CA 00EAA0
	TLC Mode Gen5	CAT2A050GKL CA 00EAA0 CAT2A100GKL CA 00EAA0 CAT2A200GKL CA 00EAA0 CAT2A400GKL CA 00EAA0 CAT2A800GKL CA 00EAA0
1) C:0~70°C>>>W:-40~85°C		
	SLC mode Gen3	SDT2A016GKHB CA A0ESA0 SDT2A032GKHD CA A0ESA0 SDT2A064GKHD CA A0ESA0 SDT2A128GKHD CA A0ESA0 SDT2A256GKHD CA A0ESA0
	SLC Mode Gen5	SDT2A016GKM CA A0ESA0 SDT2A032GKM CA A0ESA0 SDT2A064GKM CA A0ESA0 SDT2A128GKM CA A0ESA0 SDT2A256GKM CA A0ESA0 SDT2A512GKM CA A0ESA0
	TLC mode Gen3	SDT2A050GKGB CA A0ESA0 SDT2A100GKGD CA A0ESA0 SDT2A200GKGD CA A0ESA0 SDT2A400GKGD CA A0ESA0 SDT2A800GKGD CA A0ESA0
	TLC Mode Gen5	SDT2A050GKL CA A0ESA0 SDT2A100GKL CA A0ESA0 SDT2A200GKL CA A0ESA0 SDT2A400GKL CA A0ESA0 SDT2A800GKL CA A0ESA0 SDT2A1R6TKL CA A0ESA0
1) C:0~70°C>>>W:-40~85°C 2) A:Case7mm>>>O:Case9.5mm		

	SLC mode Gen3	SHT2A008GK PA CA00ESA0 SHT2A016GKHB CA 00ESA0 SHT2A032GKHD CA 00ESA0 SHT2A064GKHD CA 00ESA0 SHT2A128GKHD CA 00ESA0 SHT2A256GKHD CA 00ESA0
	SLC Mode Gen5	SHT2A016GKM CA 00ESA0 SHT2A032GKM CA 00ESA0 SHT2A064GKM CA 00ESA0 SHT2A128GKM CA 00ESA0 SHT2A256GKM CA 00ESA0 SHT2A512GKM CA 00ESA0
	TLC mode Gen3	SHT2A025GK NA CA00ESA0 SHT2A050GKGB CA 00ESA0 SHT2A100GKGD CA 00ESA0 SHT2A200GKGD CA 00ESA0 SHT2A400GKGD CA 00ESA0 SHT2A800GKGD CA 00ESA0
	TLC Mode Gen5	SHT2A050GKL CA 00ESA0 SHT2A100GKL CA 00ESA0 SHT2A200GKL CA 00ESA0 SHT2A400GKL CA 00ESA0 SHT2A800GKL CA 00ESA0 SHT2A1R6TKL CA 00ESA0
1) C:0~70°C>>>W:-40~85°C		
	SLC mode Gen3	SMT2A016GKHB CA 00ESA0 SMT2A032GKHD CA 00ESA0 SMT2A064GKHD CA 00ESA0 SMT2A128GKHD CA 00ESA0
	SLC Mode Gen5	SMT2A016GKM CA 00ESA0 SMT2A032GKM CA 00ESA0 SMT2A064GKM CA 00ESA0 SMT2A128GKM CA 00ESA0 SMT2A256GKM CA 00ESA0
	TLC mode Gen3	SMT2A050GKGB CA 00ESA0 SMT2A100GKGD CA 00ESA0 SMT2A200GKGD CA 00ESA0 SMT2A400GKGD CA 00ESA0 SMT2A800GKGD CA 00ESA0
	TLC Mode Gen5	SMT2A050GKL CA 00ESA0 SMT2A100GKL CA 00ESA0 SMT2A200GKL CA 00ESA0 SMT2A400GKL CA 00ESA0 SMT2A800GKL CA 00ESA0
1) C:0~70°C>>>W:-40~85°C		

	SLC mode Gen3	SNT2A016GKHB CA 00ESA0 SNT2A032GKHD CA 00ESA0 SNT2A064GKHD CA 00ESA0 SNT2A128GKHD CA 00ESA0 SNT2A256GKHD CA 00ESA0
	SLC Mode Gen5	SNT2A016GKM CA 00ESA0 SNT2A032GKM CA 00ESA0 SNT2A064GKM CA 00ESA0 SNT2A128GKM CA 00ESA0 SNT2A256GKM CA 00ESA0 SNT2A512GKM CA 00ESA0
	TLC mode Gen3	SNT2A050GKGB CA 00ESA0 SNT2A100GKGD CA 00ESA0 SNT2A200GKGD CA 00ESA0 SNT2A400GKGD CA 00ESA0 SNT2A800GKGD CA 00ESA0
	TLC Mode Gen5	SNT2A050GKL CA 00ESA0 SNT2A100GKL CA 00ESA0 SNT2A200GKL CA 00ESA0 SNT2A400GKL CA 00ESA0 SNT2A800GKL CA 00ESA0
1) C:0~70°C>>>W:-40~85°C 2) O:Type2242>>>A:Type2280		

[2D NAND Storage]

	SLC	CAE3B512MTN AC B00EAA0 CAE3B001GTN AC B00EAA0 CAE3B002GTN BC B00EAA0 CAE3B004GTN BC B00EAA0 CAE3B008GTN DC B00EAA0
	1) C:0~70°C>>>W:-40~85°C	
	SLC	CAE1B016GT XD CB00EAA0 CAE1B032GT XD CB00EAA0 CAE1B064GT XD CB00EAA0
	pSLC	CAE1B016GT KD CB00EAA0 CAE1B032GT KD CB00EAA0 CAE1B064GT KD CB00EAA0
	SLC	SDE1B016GT XD CB A 0ESA0 SDE1B032GT XE CB A 0ESA0 SDE1B064GT XF CB A 0ESA0 SDE1B128GT XF CB A 0ESA0
	pSLC	SDE1B016GT KD CB A 0ESA0 SDE1B032GT KD CB A 0ESA0 SDE1B064GT KD CB A 0ESA0 SDE1B128GT KD CB A 0ESA0
	MLC	SDE1B032GT FD CB A 0ESA0 SDE1B064GT FD CB A 0ESA0 SDE1B128GT FD CB A 0ESA0 SDE1B512GT FD CB A 0ESA0
	1) C:0~70°C>>>W:-40~85°C 2) A:Case7mm>>>O:Case9.5mm	

	SLC	SHE1B016GT XD CB00SSA0 SHE1B032GT XD CB00SSA0 SHE1B064GT XD CB00SSA0 SHE1B128GT XD CB00SSA0
	pSLC	SHE1B016GT KD CB00SSA0 SHE1B032GT KD CB00SSA0 SHE1B064GT KD CB00SSA0 SHE1B128GT KD CB00SSA0 SHE1B256GT KD CB00SSA0
	MLC	SHE1B032GT FD CB00SSA0 SHE1B064GT FD CB00SSA0 SHE1B128GT FD CB00SSA0 SHE1B256GT FD CB00SSA0 SHE1B512GT FD CB00SSA0
	1) C:0~70°C>>>W:-40~85°C	
	SLC	SME3B512MTN AC B00SSA0 SME3B001GTN AC B00SSA0 SME3B002GTN BC B00SSA0 SME3B004GTN BC B00SSA0 SME3B008GTN DC B00SSA0
	1) C:0~70°C>>>W:-40~85°C	
	SLC	SME1B016GT XD CB00SSA0 SME1B032GT XD CB00SSA0 SME1B064GT XD CB00SSA0
	pSLC	SME1B016GT KD CB00SSA0 SME1B032GT KD CB00SSA0 SME1B064GT KD CB00SSA0 SME1B128GT KD CB00SSA0
	MLC	SME1B032GT FD CB00SSA0 SME1B064GT FD CB00SSA0 SME1B128GT FD CB00SSA0 SME1B256GT FD CB00SSA0
	1) C:0~70°C>>>W:-40~85°C	

	SLC	SNE1B016GT XD CB O 0SSA0 SNE1B032GT XD CB O 0SSA0 SNE1B064GT XD CB O 0SSA0 SNE1B128GT XD CB O 0SSA0
	pSLC	SNE1B016GT KD CB O 0SSA0 SNE1B032GT KD CB O 0SSA0 SNE1B064GT KD CB O 0SSA0 SNE1B128GT KD CB O 0SSA0 SNE1B256GT KD CB O 0SSA0
	MLC	SNE1B032GT FD CB O 0SSA0 SNE1B064GT FD CB O 0SSA0 SNE1B128GT FD CB O 0SSA0 SNE1B256GT FD CB O 0SSA0 SNE1B512GT FD CB O 0SSA0
	1) C:0~70°C>>>W:-40~85°C 2) O:Type2242>>>A:Type2280	

	SLC	CFE9D128MTP AC B00EAA0 CFE9D256MTP AC B00EAA0 CFE9D512MTN AC B00EAA0 CFE9D001GTN AC B00EAA0 CFE9D002GTN BC B00EAA0 CFE9D004GTN BC B00EAA0 CFE9D008GT YB CB00EAA0 CFE9D016GT YB CB00EAA0 CFE9D032GT YB CB00EAA0
	1) C:0~70°C>>>W:-40~85°C	
	SLC	SDE9D001GTN AC B00ESA0 SDE9D002GTN BC B00ESA0 SDE9D004GTN BC B00ESA0 SDE9D008GT YB CB00ESA0 SDE9D016GT YB CB00ESA0 SDE9D032GT YB CB00ESA0 SDE9D064GT YB CB00ESA0
	1) C:0~70°C>>>W:-40~85°C	

	SLC	MMRD4512MVN CA A00ABA0 MMRD4001GVN BC A00ABA0 MMRD4002GVN BC A00ABA0 MMRD4004GV YCA A00ABA0 MMRD4008GV YCA A00ABA0 MMRD4016GV YCA A00ABA0 MMRD4032GV YCA A00ABA0
	pSLC	MMRD4004GVH CA A00ABA0 MMRD4008GV JCA A00ABA0 MMRD4016GV JCA A00ABA0 MMRD4032GV JCA A00ABA0
	1) C:-25~85°C>>>W:-40~85°C	

	SLC	MURD4512MVN CA A00ABA0 MURD4001GVN BC A00ABA0 MURD4002GVN BC A00ABA0 MURD4004GVN BC A00ABA0
	pSLC	MURD4004GVH CA A00ABA0 MURD4008GVH BC A00ABA0 MURD4016GVH BC A00ABA0 MURD4032GVH BC A00ABA0
	1) C:-25~85°C>>>W:-40~85°C	

◆Regarding this Document
 Copyright and any other right with respect to the documents is solely owned by us. This document and any information herein may not be reproduced, modified, revised without prior written permission from us. All information included in this document is current as of date this document is issued and we reserve the right to make changes to the information in this document without notice. This document is presented only as reference for your evaluation of the products.
 This document is prepared and provided "As Is" without warranty of any kind, either express or implied, including but not limited to, the accuracy or completeness of information included in this document, non-infringement of any third party's right of any kind, and implied warranties of satisfactory quality, fitness for a particular purpose. It is sole responsibility of you to determine the products are suitable and fit for your applications and products planned, as well as for the planned application and use of your customer(s).
 Please confirm the latest specification sheet of the product with our sales office. Unless otherwise agreed, we do not make any warranty that the products conform to the specification other than those explicitly described in such latest specification sheet.
 ◆Restriction of liability
 Except as provided in the relevant terms and conditions of sale for product, and to the maximum extent allowable by law, we assume no liability whatsoever, including without limitation, indirect, consequential, special, or incidental damages or loss, including without limitation, loss of profits, loss of opportunities, business interruption and loss of data.
 ◆Product inquiry
 If you have any questions about this product, please feel free to contact TDK sales representative.