

SSD1A335BDC1

DIN rail mount relay, Harmony Solid State Relays,
35A, zeroVoltage switching, input 4...32V DC,
output 48...600V AC



Product availability: Stock - Normally stocked in distribution facility

Price*: 73.90 USD



Main

Range of Product	Harmony Solid State Relays
Product or Component Type	Solid state relay up to 40 A
Device short name	SSD1
Number of Channels	1
Phase	1 phase
Product configuration type	Relay configuration
Mounting support	35 mm symmetrical DIN rail conforming to EN/IEC 60715
Line Rated Current	35 A
Output switching mode	Zero voltage switching

Complementary

Network Frequency	47...440 Hz
Rated duty	Uninterrupted
Output voltage	48...600 V AC
[Uc] control circuit voltage	4...32 V DC
Tightening torque	1.5...1.7 N.m for control input 13...15 lb.in for control input 1.5...1.7 N.m for load output 13...15 lb.in for load output
Connections - terminals	Screw terminals, clamping connection capacity:1...4 mm ² , AWG 18...AWG 12 for input Screw terminals, clamping connection capacity:1...6 mm ² , AWG 18...AWG 10 for out-put
Dielectric strength	4 KV AC for input/output circuit 4 KV AC for input or output to case
[Uimp] rated impulse withstand voltage	6 KV for input/output circuit 6 KV for input or output to case
Insulation resistance	1000 MOhm at 500 V DC
Local signalling	For control voltage LED (green)
Minimum switching voltage	4 V DC turn-on
Maximum switching voltage	1 V DC turn-off

Input current limits	10...15 MA
Solid state output type	Zero voltage switching
Load current	0.15...35 A
Absolute maximum voltage	1200 V
Inrush current	1350 A at 60 Hz
Maximum voltage drop	<1.15 V on-state
Motor power kW	1.5 KW/2 Hp at 120 V AC 3.73 KW/5 Hp at 240 V AC 7.46 KW/10 Hp at 480 V AC
Electromagnetic compatibility	Electrostatic discharge 6 kV criteria A contact discharge conforming to IEC 61000-4-2 Electrostatic discharge 8 kV criteria A air discharge conforming to IEC 61000-4-2 Conducted RF disturbances 10 V, 0.15...80 MHz criteria A level 3 conforming- to IEC 61000-4-6 Electrical fast transient/burst immunity test 2 kV, 5/100 kHz criteria B output ports con- forming to IEC 61000-4-4 Electrical fast transient/burst immunity test 1 kV, 5/100 kHz criteria B input ports con- forming to IEC 61000-4-4 Radiated radio-frequency electromagnetic field immuni- ty test 10 V/m, 80 MHz...1 GHz criteria A conforming to IEC 61000-4-3 Radiated radio-frequency electromagnetic field immunity test 3 V/m, 1.4...2 GHz crite- ria A conforming to IEC 61000-4-3 Radiated radio-frequency electromagnetic field immunity test 1 V/m, 2...2.7 GHz crite- ria A conforming to IEC 61000-4-3 Surge immunity test 1 kV criteria A output ports line to line conforming- to IEC 61000-4-5 Surge immunity test 2 kV criteria B output ports line to earth conforming- to IEC 61000-4-5 Radiated emission environment B for DC input supply conforming to IEC 60947-4-3 Conducted emission environment B for DC input supply conforming to IEC 60947-4-3 Immunity to microbreaks and voltage drops 30 %, 500 ms criteria A conforming- to IEC 61000-4-11 Immunity to microbreaks and voltage drops 100 %, 20 ms criteria B conforming- to IEC 61000-4-11
Contact form	Form 5 semiconductor output DOL contactor
Maximum I ² t for fusing	8320 A ² .S for 10 ms 7593 A ² .S for 8.33 ms
Maximum leakage current	1 MA off-state
DV/dt	500 V/μs off-state at maximum rated voltage
Response time	0.5 cycle (turn-on) 0.5 cycle (turn-off)
Load Power Factor Range	0.5 with maximum load
Coordination type	Type 1 Type 2
Overvoltage category	III
Width	0.89 In (22.5 mm)
Height	3.67 In (93.2 mm)
Depth	4.59 In (116.5 mm)
Net Weight	0.66 Lb(US) (0.298 kg)
Device presentation	Complete product

Environment

Flame retardance	V-0 conforming to UL 94
Vibration resistance	0.75 mm (f = 10...150 Hz) conforming to EN/IEC 60068-2-6
Shock resistance	50 gn for 11 ms (peak acceleration) , longitudinal position conforming- to EN/IEC 60068-2-27 30 gn for 11 ms (peak acceleration) , vertical position conforming- to EN/IEC 60068-2-27
Pollution degree	2
Standards	IEC 61373: class B: category 1 IEC 60947-4-3 IEC 62314 IEC 60950-1 CSA C22.2 No 14-13 UL 508
IP degree of protection	IP20
Ambient air temperature for operation	-40...176 °F (-40...80 °C)
Ambient Air Temperature for Storage	-40...212 °F (-40...100 °C)

Ordering and shipping details


Category	22375-INTERFACE MODULE(ABA,R,S)
Discount Schedule	CP2
GTIN	3606489807894
Returnability	Yes
Country of origin	MX

Packing Units

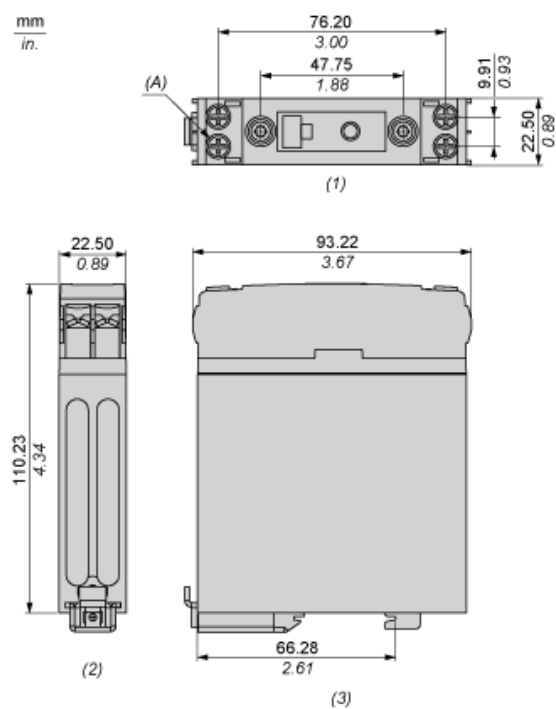
Unit Type of Package 1	PCE
Number of Units in Package 1	1
Package 1 Height	0.98 In (2.5 cm)
Package 1 Width	3.66 In (9.3 cm)
Package 1 Length	5.51 In (14.0 cm)
Package 1 Weight	11.18 Oz (317.0 g)
Unit Type of Package 2	S02
Number of Units in Package 2	24
Package 2 Height	5.91 In (15.0 cm)
Package 2 Width	11.81 In (30.0 cm)
Package 2 Length	15.75 In (40.0 cm)
Package 2 Weight	17.87 Lb(US) (8.104 kg)

Offer Sustainability

Sustainable offer status	Green Premium product
California proposition 65	WARNING: This product can expose you to chemicals including: Lead and lead compounds, which is known to the State of California to cause cancer and birth defects or other reproductive harm. For more information go to www.P65Warnings.ca.gov
REACH Regulation	REACH Declaration
EU RoHS Directive	Pro-active compliance (Product out of EU RoHS legal scope) EU RoHS Declaration
Mercury free	Yes
China RoHS Regulation	China RoHS Declaration
RoHS exemption information	Yes
Environmental Disclosure	Product Environmental Profile

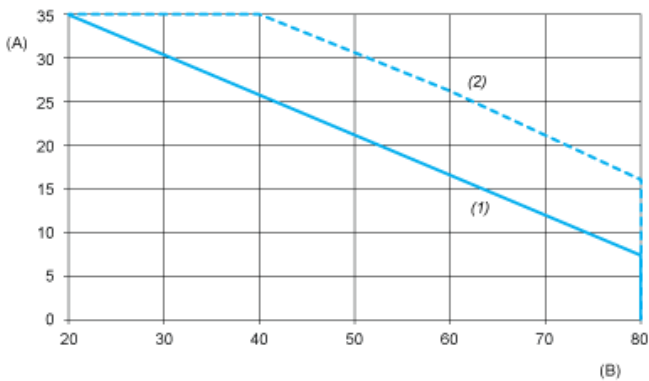
Circularity Profile	 End Of Life Information
WEEE	The product must be disposed on European Union markets following specific waste collection and never end up in rubbish bins.

Dimensions



- (1) Front view
- (2) Top view
- (3) Side view
- (A) Screw M4 Stud (4 Places)

Derating Curves



- A : Load Current (Amperes)
B : Ambient Temperature (°C)
1 : Multiple units, no minimum spacing between components
2 : Installed single unit, distance to adjacent components more than 22.5 mm

Product Life Status : Commercialised