


SKINTOP® MS-NPT BRUSH/MS-M BRUSH

Nickel-plated brass strain relief for EMC applications with NPT & metric thread



Complete the installation



SKINDICHT®
SM-PE locknuts
page 543

The SKINTOP® MS-NPT/MS-M BRUSH provides centered, fixed strain relief with a liquid-tight and dust-proof seal, all in one step. Simply insert the cable, push the braid shield under the innovative EMC brush, tighten the cap, and the connection is made. Plus sizes offer extra large clamping ranges.

Approvals: NPT






Approvals: metric



Application advantage

- Faster, easier, reliable cable shield contact
- Maximum assembly and adjustment possibilities
- 360° contact area allows for optimal low-resistance current return ground path
- M75 - M110 feature an innovative double lamellar gasket for easier assembling of cables with large diameters.

Technical data

 Material: - body: nickel-plated brass - brush: brass - insert: polyamide - bushing: special elastomer - O-ring: special elastomer	 IP Protection: - NPT: IP68, 10 bar IP69 (does not apply to NPT 2" plus) NEMA 1, 4X, 6, 12 (does not apply to NPT 2" & 2" plus) - metric: IP68, 10 bar IP69 (does not apply to M63 plus & larger) NEMA 1, 4X, 6, 12 (does not apply to M75 & larger)
 Temperature range: - static: -40°C to +100°C - dynamic: -25°C to +100°C	

Part number	Thread	Clamping range (øF)		Wrenching flats (SW) in	Overall length (C) in	Thread length (D) in	Min ø above braiding in	Pack size
		in	mm					
NPT								
53112037	NPT ¾"	0.354 - 0.669	9 - 17	1.142	1.694	0.591	0.236	10
53112047	NPT 1"	0.433 - 0.827	11 - 21	1.418	1.891	0.591	0.315	1
53112057	NPT 1¼"	0.748 - 1.103	19 - 28	1.773	2.265	0.669	0.394	1
53112067	NPT 1½"	1.063 - 1.379	27 - 35	2.127	2.323	0.669	0.551	1
53112077	NPT 2"	1.339 - 1.773	34 - 45	2.639	2.482	0.669	0.787	1
53112087	NPT 2", plus	1.733 - 2.167	44 - 55	2.955	2.836	0.669	0.984	1
Metric								
53112676	M25 x 1.5	0.354 - 0.669	9 - 17	1.142	1.418	0.315	0.236	10
53112677	M32 x 1.5	0.433 - 0.827	11 - 21	1.418	1.663	0.354	0.315	1
53112678	M40 x 1.5	0.748 - 1.103	19 - 28	1.773	2.344	0.354	0.394	1
53112679	M50 x 1.5	1.063 - 1.379	27 - 35	2.127	2.049	0.394	0.551	1
53112680	M63 x 1.5	1.339 - 1.773	34 - 45	2.639	2.415	0.591	0.788	1
53112681	M63 x 1.5, plus	1.733 - 2.167	44 - 55	2.955	2.719	0.591	0.985	1
53112501	M75 x 1.5	2.088 - 2.482	53 - 63	3.743	4.137	0.591	1.379	1
53112500	M75 x 1.5, plus	2.285 - 2.679	58 - 68	3.743	4.137	0.591	1.379	1
53112503	M90 x 2.0	2.600 - 3.073	66 - 78	4.531	5.339	0.788	1.773	1
53112505	M110 x 2.0	2.994 - 3.467	76 - 88	5.319	6.068	0.985	2.167	1
53112504	M110 x 2.0, plus	3.388 - 3.861	86 - 98	5.319	6.068	0.985	2.167	1

If not otherwise specified, all values relating to the product are nominal values. Photographs are not to scale and are not true representations of the products in question.