Rev	AWO #	Description	Date	Appr
-		RELEASED	3/20/17	
A		UPDATE DRAWING	3/18/20	LH/DH

APPROVED: _____

DATE: _____ TITLE: _____

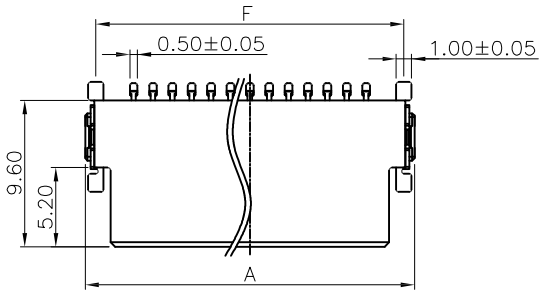

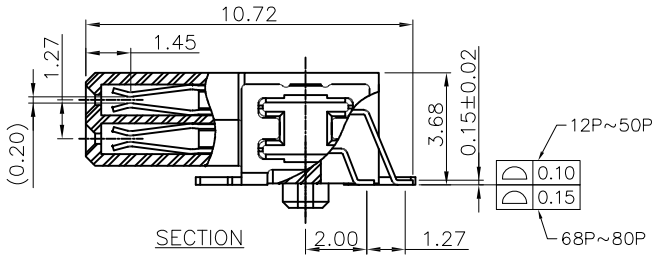

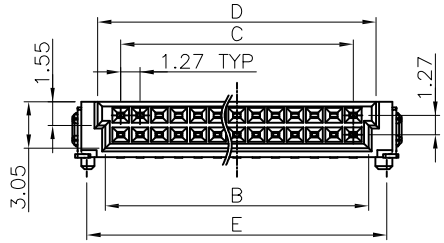

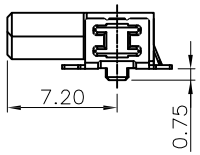

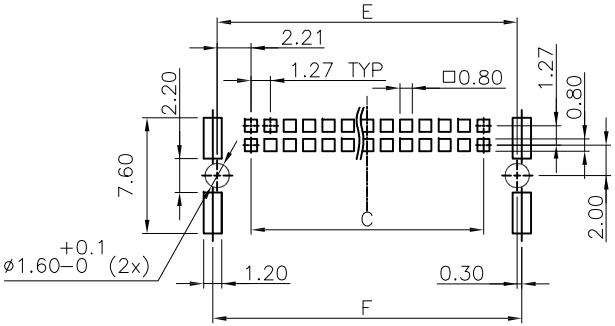

RECOMMENDED P.C.B LAYOUT

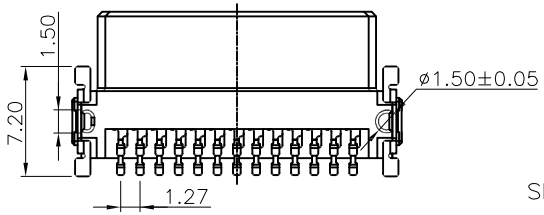

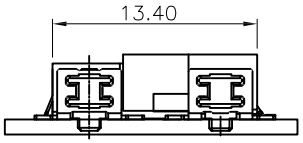

SMC Connector Board To Board
Mating Length

Pin No.	A	B	C	D	E	F
12	12.70	8.37	6.35	9.37	10.77	11.34
16	15.24	10.91	8.89	11.91	13.31	13.88
20	17.78	13.45	11.43	14.45	15.85	16.42
26	21.59	17.26	15.24	18.26	19.66	20.23
30	24.13	19.80	17.78	20.80	22.20	22.77
32	25.40	21.07	19.05	22.07	23.47	24.04
40	30.48	26.15	24.13	27.15	28.55	29.12
50	36.83	32.50	30.48	33.50	34.90	35.47
68	48.26	43.93	41.91	44.93	46.33	46.90
80	55.88	51.55	49.53	52.55	53.95	54.52

SPECIFICATIONS:
Material:
Insulator: Hi–temp thermoplastic, rated UL 94V–0
Insulator color: Black
Contacts: Phosphor Bronze
Board Lock: Brass, Tin plated
Plating:
Gold flash over Nickel underplate on contact area,
Tin over Nickel underplate on solder tails
Electrical:
Current rating: 1.2 Amp max
Contact resistance: 25 mohms max
Insulation resistance: 1000 Mohms min
Withstanding voltage: 500 VAC for 1 minute
Temperature Rating:
Operating temperature: –55°C to +125°C
Environmental:
Lead free, RoHS compliant.

RoHS COMPLIANT

PACKAGED ON TAPE & REEL

UNLESS OTHERWISE SPECIFIED
ALL DIMENSIONS ARE MILLIMETERS
TOLERANCES: EXCEPT AS NOTED

MM		ANGLE
X.X	± 0.35	± 2°
X.XX	± 0.20	
X.XXX	± 0.10	

APPROVALS		DATE
DRAWN	AY	3/20/17
CHECKED	MC	3/20/17
APPROVED		

ADAM TECH INTERCONNECTS
909 Rahway Avenue,
Union, NJ 07083
Phone: 908-687-5000
Fax: 908-687-5710

TITLE 1.27mm BOARD TO BOARD STACKING CONNECTOR, FEMALE, RIGHT ANGLE, SMT TYPE

SIZE	PART NO.	REV.
X	ESMC-F-XX-SGR-SMT-T/R	A

REF: S00242T | SCALE: NTS | SHEET 1 OF 1