


### Through-hole Mounting Slide DIP Switches with High Contact Reliability



- Knife-edge structure with high contact pressure mechanism assures high reliability.
- Washable, without seal tape available.
- Models with from 1 to 10 poles meet wide needs.



RoHS Compliant

### ■ List of Models

#### Tube packaging

Type		Flat actuator	Raised actuator
			
No. of poles	Quantity per tube		
1	100	<b>A6TN-1101</b>	<b>A6TN-1104</b>
2	60	<b>A6TN-2101</b>	<b>A6TN-2104</b>
3	45	<b>A6TN-3101</b>	<b>A6TN-3104</b>
4	35	<b>A6TN-4101</b>	<b>A6TN-4104</b>
5	30	<b>A6TN-5101</b>	<b>A6TN-5104</b>
6	25	<b>A6TN-6101</b>	<b>A6TN-6104</b>
7	20	<b>A6TN-7101</b>	<b>A6TN-7104</b>
8	20	<b>A6TN-8101</b>	<b>A6TN-8104</b>
9	15	<b>A6TN-9101</b>	<b>A6TN-9104</b>
10	15	<b>A6TN-0101</b>	<b>A6TN-0104</b>

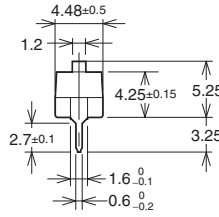


Note: Order in multiples of the package quantity.

### ■ Ratings/Characteristics

Rating (resistive load)	25 mA at 24 VDC 10 $\mu$ A (minimum current) at 3.5 VDC
Ambient operating temperature	-30 to +85 °C at 60% max. (with no icing or condensation)
Ambient operating humidity	35% to 95% (at +5 to +35 °C)
Insulation resistance	100 M $\Omega$ min. (at 100 VDC with insulation tester)
Contact resistance (initial value)	200 m $\Omega$ max.
Dielectric strength	300 VAC for 1 min between terminals
Vibration resistance	Malfunction: 10 to 55 Hz, 1.5-mm double amplitude
Shock resistance	Malfunction: 490 m/s <sup>2</sup> min.
Durability	Electrical: 1,000 operations min.
Washing	Possible
Degree of protection	IEC IP40
Operating force	0.98 to 7.9 N {100 to 806 gf}
Weight	0.31 g (2 poles) 0.58 g (4 poles) 0.84 g (6 poles) 1.1 g (8 poles) 1.36 g (10 poles)

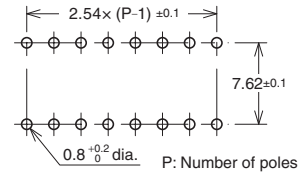
■ Dimensions (Unit: mm)

● Flat Actuator  
A6TN-□101

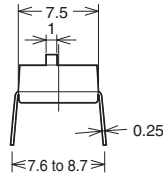
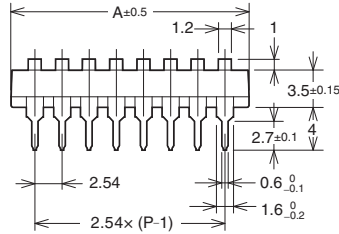



1 pole type

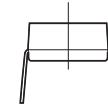
PCB Dimensions (Reference)  
(Top View)



● Raised Actuator  
A6TN-□104



Raised actuator



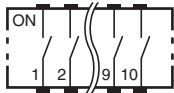
Flat actuator

No. of poles	Models		A
	Flat actuator	Raised actuator	
1	A6TN-1101	A6TN-1104	4.48
2	A6TN-2101	A6TN-2104	7.0
3	A6TN-3101	A6TN-3104	9.6
4	A6TN-4101	A6TN-4104	12.1
5	A6TN-5101	A6TN-5104	14.6
6	A6TN-6101	A6TN-6104	17.2
7	A6TN-7101	A6TN-7104	19.7
8	A6TN-8101	A6TN-8104	22.3
9	A6TN-9101	A6TN-9104	24.8
10	A6TN-0101	A6TN-0104	27.3

Note: Unless otherwise specified, a tolerance of ±0.4 mm applies to all dimensions.

■ Internal Connection

Contact Form (Top View)



■ Precautions

Be sure to read the Safety precautions common to all DIP Switches for correct use.

- Application examples provided in this document are for reference only. In actual applications, confirm equipment functions and safety before using the product.
- Consult your OMRON representative before using the product under conditions which are not described in the manual or applying the product to nuclear control systems, railroad systems, aviation systems, vehicles, combustion systems, medical equipment, amusement machines, safety equipment, and other systems or equipment that may have a serious influence on lives and property if used improperly. Make sure that the ratings and performance characteristics of the product provide a margin of safety for the system or equipment, and be sure to provide the system or equipment with double safety mechanisms.

Note: Do not use this document to operate the Unit.